



Central Coast Council

Ordinary Council Meeting

**Attachments Provided
Under Separate Cover**

Tuesday, 23 February, 2021

Central Coast Council
Attachments provided under separate cover to the
Ordinary Council Meeting
to be held in the Council Chamber,
49 Mann Street, Gosford
on Tuesday, 23 February 2021,
commencing at 6.30pm,

INDEX

Procedural Items**1.2 Confirmation of Minutes of Previous Meeting**

Attachment 1: Minutes - Ordinary Meeting - 8 February 2021 4

Corporate Affairs Reports**2.1 2020-21 Q2 Business Report**

Attachment 1: Q2 Business Report (October to December)..... 10

2.2 Investment Report for January 2021

Attachment 1: Summary of Investments as at 31 January 2021..... 92

Attachment 2: Summary of Restrictions as at 31 January 2021
D14487580 95

Attachment 3: Investment Report for January 2021 - Graph 1, 2 & 3 96

Attachment 4: Treasury Direct Trading Limits Report January 2021... 99

Attachment 5: Treasury Direct Portfolio Valuation Report January
2021 106

2.5 Governance Lighthouse report as at 31 December 2020

Attachment 1: Governance Lighthouse - Report as at 31 December
2020 113

Environment And Planning Reports**3.1 Outcomes of Exhibition of Draft Tree and Vegetation Vandalism Management Policy**

Attachment 1: Consolidated Consultation - Your Voice Our Coast..129

Attachment 2: Community responses to Tree Vandalism Management
Policy..... 135

Attachment 3: Draft Tree and Vegetation Vandalism Management
Policy..... 142

3.2 Outcomes of Draft Keeping of Animals Policy

Attachment 1: Review of comments received relating to the draft Keeping of Animals Policy in Residential Areas following Public Exhibition149

Attachment 2: Amended Policy incorporating recommended changes150

Attachment 3: Exhibition of Policy through Your Voice Our Coast...156

3.3 Results of Public Exhibition of Draft Community Participation Plan

Attachment 1: Community Participation Plan_February 2021.....162

Attachment 2: Submissions Table 188



Central Coast Council
Ordinary Council Meeting

Held in the Council Chamber
2 Hely Street, Wyong

8 February 2021

MINUTES

Present

Dick Persson AM

In Attendance

Rik Hart	Acting Chief Executive Officer
Malcolm Ryan	Chief Operating Officer
Natalia Cowley	Acting Director Corporate Affairs
Boris Bolgoff	Director Roads, Transport, Drainage and Waste
Julie Vaughan	Director Connected Communities
Scott Cox	Director Environment and Planning
Jamie Loader	Director Water and Sewer

Notes

The Administrator, Dick Persson AM, declared the meeting open at 6.35pm and advised in accordance with the Code of Meeting Practice that the meeting is being recorded.

The Administrator, Dick Persson AM acknowledged the traditional custodians of the land on which the meeting was being held, and paid respect to Elders past, present and emerging.

The Administrator, Dick Persson AM adjourned the meeting at 6.36pm to commence the Open Forum.

The Administrator, Dick Persson AM advised that the speaker has withdrawn his request to speak and therefore the Ordinary Meeting will resumed at 6.37pm.

1.1 Disclosures of Interest

Time commenced: 6.37pm

Moved: Mr Persson AM

26/21 Resolved

That Council receive the report on Disclosure of Interest and the fact that no disclosure was made be noted.

1.2 Confirmation of Minutes of Previous Meeting

Time commenced: 6.38pm

Moved: Mr Persson AM

27/21 Resolved

That Council confirm the minutes of the Extraordinary Meeting of Council held on the 3 February 2021.

1.3 Notice of Intention to Deal with Matters in Confidential Session

Time commenced: 6.38pm

Moved: Mr Persson AM

28/21 Resolved

That Council receive the report and note that no matters have been tabled to deal with in a closed session.

1.4 Administrator Minute – Beach Parking

Time commenced: 6.38pm

Moved: Mr Persson AM

29/21 Resolved

1 *That Council explore the viability of introducing a visitor based beach parking system to contribute towards defraying some of the costs of providing beach and tourist related services.*

- 2 *That Council provides a report by mid-March that includes, but is not limited to scoping the administrative cost of establishing a beach parking system that provides protection to ratepayers, projected revenue stream, potential timeline for implementation and potential beaches and beachside centres impacted.*

2.1 Securing Your Future: Consideration of Rate Rise

Time commenced: 6.45pm

Moved: Mr Persson AM

30/21 Resolved

- 1 *That Council resolve to apply to IPART for a 15% one off permanent special rate increase.*
- 2 *That Council adopt the revised Long-Term Financial Plan (General Fund) for the purpose of public exhibition.*
- 3 *That Council adopt the draft Debt Recovery and Hardship Policy for the purpose of public exhibition.*
- 4 *That a further report be provided following public exhibition of Long-Term Financial Plan and draft Debt Recovery and Hardship Policy to meeting of 22 March 2021 as a late report.*

3.1 Surf Life Saving Central Coast and Surf Club Financial Partnership Support 2020-21

Time commenced: 7.07pm

Mr Jon Harkness, addressed the meeting at 7.07pm.

Moved: Mr Persson AM

31/21 Resolved

- 1 *That Council adopt the recommendations as outlined in this report to provide 2020/21 financial partnership support to Surf Life Saving Central Coast (SLSCC) and the Central Coast's 15 Surf Clubs.*
- 2 *That Council approve the distribution of \$213,500 through the following:*
- a \$38,000 to SLSCC to coordinate beach safety activities and educational messaging across the Central Coast.*

- b \$78,000 to SLSCC to administer the purchase of the following equipment on behalf of the Central Coast's 15 Surf Clubs.*

This includes:

- i. Inflatable Rescue Boat (IRB) motor over a multi-year replacement scheduled cycle;*
 - ii. IRB hull over a multi-year replacement scheduled cycle;*
 - iii. service radios annually for all Surf Clubs;*
 - iv. service oxygen equipment annually for all Surf Clubs; and*
 - v. purchase of one rescue board for each Surf Club.*
- c \$6,500 direct to each of Central Coast's 15 Surf Clubs to support beach safety operations.*
- 3 That Council continue to fund and provide shared fleet equipment in a consistent approach to SLSCC and the Central Coast's 15 Surf Clubs that is valued at approximately \$50,000 dollars per year based on usage.*
- 4 That Council advise all recipients of the support and execute agreements with all recipients.*

3.2 Gosford Regional Library

Time commenced: 7.14pm

Mr Gary Chestnut, addressed the meeting at 7.14pm.

Moved: Mr Persson AM

32/21 Resolved

- 1 That Council provide approval for the submission of the required documentation to the Department of Planning to obtain Development Consent for Gosford Regional Library.*
- 2 That Council approve the demolition of the existing building on 123A Donnison Street, Gosford following the tender process and engagement of the successful contractor.*
- 3 That Council approve the commencement and finalisation of the development of full construction documentation suitable for calling of construction tenders for the Regional Library.*

- 4 *That a further report be provided to Council prior to the commencement of the construction phase of the project, including tender documentation.*
- 5 *That Council approve \$8.5 million Developer Contributions from Section 7.12 of the contribution plan be included as an alternate funding source for the Gosford Regional Library project.*
- 6 *That Council resolve, for the purposes of s.11(3) of the Local Government Act 1993, that Attachment 1 is to be treated and remain as confidential because this document relates to s10A(2)(c) and contains information that would, if disclosed confer a commercial advantage on a person with whom Council is conducting (or proposing to conduct) business and because consideration of the matter in open Council would on balance be contrary to the public interest as it would affect Councils ability to obtain value for money services for the Central Coast community.*

4.1 Proposed revocation of the Gosford City Nuclear Free Zone Policy

Time commenced: 7.22pm

Ms Susan Wynn, addressed the meeting at 7.23pm.

Mr Mark Ellis, addressed the meeting at 7.27pm.

That Council revoke the Gosford City Nuclear Free Zone Policy.

This motion was put to the meeting and LOST.

4.2 Draft Works-In-Kind Policies

Time commenced: 7.34pm

Moved: Mr Persson AM

33/21 Resolved

- 1 *That the attached draft Works-In-Kind (for works under the Environmental Planning & Assessment Act, 1979), the draft Works-In-Kind Policy (for and the Water Management Act, 2000) and their respective supporting guidelines be publicly exhibited for a period of 28 days.*
- 2 *That a further report be prepared for consideration by the Council following the exhibition of the draft policies and supporting guidelines which details the outcomes of the exhibition.*

4.3 Proposed Optional Standard LEP Clause for Natural Disasters

Time commenced: 7.35pm

Moved: Mr Persson AM

34/21 Resolved

- 1 *That Council resolve to agree to "opt in" to the amending State Environmental Planning Policy (Amending SEPP) which will insert the Standard Clause into the relevant participating Local Environmental Plans (LEPs), being:*
 - a. *Wyong LEP, 2013;*
 - b. *Gosford LEP 2014; and*
 - c. *The Draft Central Coast LEP (when notified).*
- 2 *That the Standard Clause apply to all zones within the relevant LEPs.*
- 3 *That Council's position be conveyed to NSW Department of Planning, Industry and Environment (NSW DPIE) by 15 Feb 2021.*

The Meeting closed at 7.36 pm.



OPERATIONAL PLAN 2020-21

Quarter 2 Business Report (October to December)



Contents

	Page
About this Report	3
Operational Plan 2020-21 Performance	4
Belonging	5
Smart	15
Green	21
Responsible	26
Liveable	36
Financial Overview	42
1.1 Operating Result	42
1.2 Financial Situation	42
1.3 Capital Works	43
1.4 Developer Contributions	44
Quarterly Budget Review	46
2.1 Responsible Accounting Officer's Statement	46
2.2 Operating Result	47
2.3 Capital Expenditure	50
2.4 Cash and Investments	54
2.5 Contracts and Other Expenses	56
2.6 Consultancy and Legal Expenses	58
Financial Schedules and Proposed Adjustments	59
3.1 Income and Expense Budget Review Statement	59
3.2 Proposed Operating Statement Budget Amendments	60
3.3 Capital Expenditure Report	62
3.4 Proposed Capital Budget Amendments	63

About this Report

The information contained in this report details Council's performance against the Operational Plan 2020-21 and covers the period from 1 July 2020 to 30 September 2020 as required under sub-section 404(5) of the *Local Government Act 1993*.

Included in this report is the Quarterly Budget Review Statement that shows a revised estimate of income and expenditure from the Responsible Accounting Officer of Council as required under clause 203 of the *Local Government (General) Regulations 2005*. The Quarter One (Q1) budget review statement covers the period from 1 July 2019 to 30 September 2019 and presents a summary of Council's financial position at the end of the quarter.

Council's performance against the Delivery Program and annual Operational Plan will be reported quarterly within two months after the end of the quarter to coincide with the Quarterly Budget Review Statement (with the exception of Q4, covered by the Annual Report).

Quarterly Reporting Periods are as follows:

- Quarter 1 (Q1) – 1 July 2020 to 30 September 2020
- Quarter 2 (Q2) – 1 October 2020 to 31 December 2020
- Quarter 3 (Q3) – 1 January 2021 to 31 March 2021
- Quarter 4 (Q4) – 1 April 2021 to 30 June 2021

Operational Plan 2020-21 Performance

The Community Strategic Plan (CSP), titled *One – Central Coast*, sets the direction for the next 10 years and provides a roadmap to guide future plans, activities and services. *One – Central Coast* reflects the voice and values of the Central Coast community and corresponds to key NSW Government plans.

It includes the following five Themes, with Focus Areas and Objectives under each of these Themes:

- **Belonging**
- **Smart**
- **Green**
- **Responsible**
- **Liveable**

The Operational Plan 2020-21 (year 3 of the Delivery Program) is aligned to the five CSP Themes, detailing the actions Council will take (through projects, plans and actions) to deliver *One – Central Coast*. This report provides an update on Council's progress against the Operational Plan 2020-21.

Performance Summary

Council's progress in delivering the actions, measure and projects against the Operational Plan for 2020-21 are assessed and measured using the following status definitions:

Completed	Work or action is completed / target achieved
On Track	Work or action is on track as planned / target on track to date
Delayed	Work or action is delayed / target has not been met or is off track to date
On Hold	Work or action is on hold until further notice
Closed	Work or action will no longer be reported on

The category of *On Hold* refers to actions that due a change in priorities or prolonged delays are not progressing but will likely recommence in the near future. The category of *Closed* refers to actions that are not progressing due to a change in priorities.

The table below is a summary of the overall progress on the actions, measures and projects for Q2.

Theme:	Belonging	Smart	Green	Responsible	Liveable	Total
Completed	0	0	2	0	1	3
On Track	15	11	9	18	15	67
Delayed	2	4	3	12	1	23
Not Commenced	0	0	0	2	3	5
On Hold	1	4	1	3	0	9
Closed	0	1	0	0	0	1
Total	18	20	15	35	20	108

Belonging

Buildings make a Town, but people make a community – which is why **belonging** sits at the heart of our strategic plan.

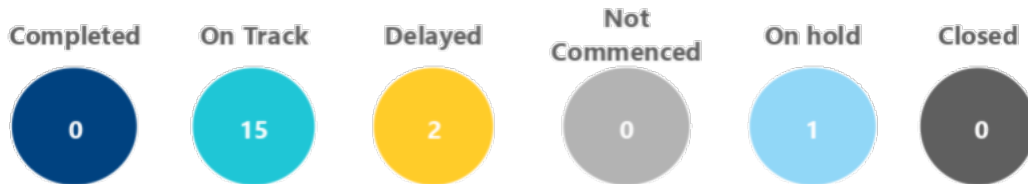
We are committed to strengthening our diverse population by creating new opportunities for connection, creativity, and inclusion, and by opening the door to local sporting, community and cultural initiatives that strengthen our collective sense of self.

We will work together to solve pressing social issues, to support those in need and to enhance community safety – and we will continue to acknowledge the Aboriginal and Torres Strait Islander culture that shapes this corner of the world.

Focus Area	
 <p data-bbox="309 1028 533 1086">Our community spirit is our strength</p>	<p data-bbox="584 846 1283 904">A1 Work within our communities to connect people, build capacity and create local solutions and initiatives</p> <hr/> <p data-bbox="584 925 1313 983">A2 Celebrate and continue to create opportunities for inclusion where all people feel welcome and participate in community life</p> <hr/> <p data-bbox="584 1003 1273 1061">A3 Work together to solve a range of social and health issues that may impact community wellbeing and vulnerable people</p> <hr/> <p data-bbox="584 1081 1300 1140">A4 Enhance community safety within neighbourhoods, public spaces and places</p>
 <p data-bbox="309 1352 533 1411">Creativity, connection and local identity</p>	<p data-bbox="584 1155 1289 1214">B1 Support reconciliation through the celebration of Aboriginal and Torres Strait Islander cultures</p> <hr/> <p data-bbox="584 1234 1254 1292">B2 Promote and provide more sporting, community and cultural events and festivals, day and night, throughout the year</p> <hr/> <p data-bbox="584 1312 1310 1370">B3 Foster creative and performing arts through theatres, galleries and creative spaces, by integrating art and performance into public life</p> <hr/> <p data-bbox="584 1391 1283 1476">B4 Activate spaces and places to complement activity around town centres, foreshores, lakes and green spaces for families, community and visitors</p>

Belonging


18 Actions / Measures / Projects






Operational Plan 2020-21 Performance

Delivery Program	Reference	Operational Plan Action / Measure / Project	Timeline / Target	Status	Comment
Community Partnerships					
Increased opportunities for community capacity building projects, strengthening community organisations and infrastructure / amenity improvements	A.01.2020-21	Manage Central Coast Council Community Grants program	30/06/21	●	<p>Community Support Program (CSP): YTD 33 applications assessed and reported to Council recommending 23 for funding to the value of \$65,707. The CSP program has been suspended for 2020 due to the current financial situation and will be reassessed in February 2021. Applicants from the October and November rounds has been notified.</p> <p>Working Together Staying Strong (WTSS): The WTSS grants program closed on 30 September. In total 63 applications were received, and 24 projects funded for a total of \$153,823.52. A report on applications submitted and assessed for applications received in September will be reported to Council on 27 January.</p> <p>Community Grants Program: The community grants program has been</p>




Belonging

Delivery Program	Reference	Operational Plan Action / Measure / Project	Timeline / Target	Status	Comment
					<p>suspended for 2020 due to the current financial situation and will be reassessed in February.</p> <p>Colliery Program: Community Panel assessment meeting held in October to review, assess and rank applications. Council Report prepared and scheduled for 27 January meeting. Sixteen applications were received with a total of \$299,263.97 in requests. Six applications are recommended for funding with a combined amount of \$80,467.82 (exclusive of GST).</p>
Improve Council's commitment and approach to designing inclusive and liveable communities	A.02.2020-21	Develop a new Disability Inclusion Action Plan (DIAP)	30/06/21		<p>During this quarter the engagement phase has been completed with all data analysed and engagement summaries completed. Research work has been undertaken and work commenced on the development of the new DIAP document. Meetings have been held with the Access and Inclusion Reference Group (AIRG) to introduce the new DIAP process, discuss timeframes, how they can be actively involved and present engagement findings. An initial meeting has also been held with the Internal Reference Group. Officers attended the LG NSW/DCJ Forum on DIAP to confirm</p>


Belonging

Delivery Program	Reference	Operational Plan Action / Measure / Project	Timeline / Target	Status	Comment
					updated State Government expectations and requirements, with new State Government Guidelines released on 18 December.
	A.03.2020-21	DIAP LC.024: Identify opportunities to promote existing information portals/apps such as WheelEasy, finder website	30/06/21		Link to the WheelEasy and Better Access Map websites is available on Council's website. WheelEasy provides localised information for people with mobility constraints while the Better Access Maps focus on the general accessibility of local businesses. Accessibility maps are also being developed which will provide details on accessible locations and routes within our key town centres.
Increase positive community attitudes and behaviours towards people with disability	A.04.2020-21	DIAP AB.002: Develop and implement 2 disability awareness and education activities for CCC staff	30/06/21		An internal staff education campaign is being developed to promote the use of the recently developed Universal Design guidelines.
	A.05.2020-21	DIAP AB.003: 6 items on disability access and inclusion included in various Council internal communication mediums	30/06/21		Photographs and profiles of new AIRG representatives on Council website. DIAP highlights produced to promote the work Council is doing to improve access and inclusion. Produced video story showcasing local accessible and inclusive sporting clubs. This was promoted on internal platforms such as 5+ things, screen savers and email messages with link to video



Belonging

Delivery Program	Reference	Operational Plan Action / Measure / Project	Timeline / Target	Status	Comment
	A.06.2020-21	DIAP SP.005: Ensure Central Coast Council Website has a dedicated area that contains accurate and relevant information for people with a disability - encompassing residents, tourists and businesses	30/06/21		Continuous review of website and responding to requests for information on website to be more accessible. Ongoing work to ensure that all images on website have relevant descriptions. The AIRG is profiled on website in an accessible format.
	A.07.2020-21	DIAP SP.011: Promote the role and function of the Disability Inclusion Officer (DIO) within Central Coast Council and the broader community - with information available through various mediums (e.g. website, interagency, media, written information etc)	30/06/21		Role of DIO promoted via: First meeting of the new AIRG Forums for new DIAP. With sporting groups during the making of the accessible sports video for IDPWD. Ongoing staff attendance at Connectability Interagency, Central Coast Disability Ageing and Disability Association interagency and Central Coast Dementia Alliance Group.
	A.08.2020-21	DIAP AB.010: Develop and implement a disability awareness and education campaign for the broader Central Coast community in partnership with relevant external organisations	30/06/21		Activities include: Video story showcasing local accessible and inclusive sporting clubs was uploaded to Council social media platforms with 156 webpage views, 192 YouTube views, Facebook post reached 4.9 people, 1.4 viewed video, 52 reactions, comment and shares, 326 views on Instagram with 17 likes, 643 impression on LinkedIn with 6 reactions and 10 clicks and e-news EDM going out to 10,689 subscribers. Scoping Peat Island storytelling project with University





Belonging

Delivery Program	Reference	Operational Plan Action / Measure / Project	Timeline / Target	Status	Comment
					of Technology Sydney and Council's Heritage Officer. Community Engagement forums for the new DIAP held with AARAFMI, Deaf Community and Indigenous community. Provided messaging for summer beach matting media campaign and accessibility features of local nature trails e.g. Kincumber Mountain and Katandra Reserve.
Develop, support and promote initiatives to address domestic violence	A.09.2020-21	Develop and deliver 3 projects with internal and external stakeholders designed to reduce the local impact of domestic and family violence.	30/06/21		For the 16 Days of Activism education about the signs of violence, how to stop it, how to support someone going through it and what a positive relationship is were rolled out in partnership with the Police, CCDVC and Liquor Accord. Educational light boxes were placed at Erina Fair and The Entrance to tell the story of family and domestic violence including some personal stories, and information on the role community can play. In partnership with CCDVC, promotion of a virtual walk to encourage residents to <i>Step Up Against Domestic Violence</i> and share the message that domestic violence is never OK. Information on positive relationships for young people were displayed on digital screens throughout local shopping centres. Production of an educational film on




Belonging

Delivery Program	Reference	Operational Plan Action / Measure / Project	Timeline / Target	Status	Comment
					active bystanders included contribution from members of the Central Coast Domestic Violence Committee, Central Coast Community Council, Happiness Habits, Specialist Homelessness Services and the Liquor Accord. Filming took place on 1 December with Peter Sterling as presenter.
Improve safety and amenity of the region	A.10.2020-21	Implement actions from the Graffiti Management Strategy	30/06/21		The Strategy was adopted by Council on 14 December. Engaged with community members regarding a mural at Woy Woy, discussed the theme of Pride and Inclusion. Referred community member to PFLAG to investigate opportunities and links to grant opportunities Comms Plan for graffiti kits summer distribution approved and implemented.
Assist external event organisers to deliver events built on a sustainable financial model that provide either economic or social return for the Central Coast.	B.01.2020-21	Support 15 Central Coast community events	15 events		Supported 25 YTD including; Small Business Van Jams – Kibble Park, Bouddi Coastal Run, Terrigal and Shelly Beach Markets, Californian Cruisin Inc car club – ChromeFest. Assisted the following locations with Harvest activities on site: Fanelli Organic, Stonewall Equestrian, Gale Citrus Wholesale Nursery, PA & JH Smith T/A Smithsfruit, Meliora Farm, Somersby Hall of Arts, Iris Lodge Alpacas, Tree Tops Adventure Park, Paradise Botanical, Royal Orchids, Think Water,

Belonging

Delivery Program	Reference	Operational Plan Action / Measure / Project	Timeline / Target	Status	Comment
					Sustainable Natives. Other events supported: SPIRAL Coast – Roundabout Circus, Toukley Christmas Event, Toukley Neighbourhood centre event, Beats Gosford, Purple Santa Event, Mariners NYE fireworks, Tuggerah Lakes Showband, Carols Kibble Park
Increase tourism and economic development opportunities	B.02.2020-21	Deliver 15 Central Coast Council Major Events to 170,000 participants	15 events to 170,000 participants		Major Events delivered YTD to 181,945 participants, including: ChromeFest - online delivery with a reach of 986,629 people, Spring School Holidays - adapted Format.
Leisure and Lifestyle					
Provide beach lifeguard services to patrolled beaches from September to April each year.	A.11.2020-21	Council to safely patrol 15 beach locations and beach safety, education and messaging programs provided (in partnership with Surf Life Saving Central Coast)	15 locations		Beach safety lifeguard patrols commenced 28 September at 15 beach locations. Swim between the Flags messaging completed through Council's communication channels. Central Coast's COVID-19 Summer-safe Plan completed and implemented throughout Quarter 2.
Providing an outstanding quality and cultural experience at Gosford Regional Art Gallery through programs and exhibitions	B.03.2020-21	Number of visitors attending the Gosford Regional Art Gallery	85,000 visitors		Gosford Regional Art Gallery visitation for Quarter 2 was 33,186, which includes the hosting of the Summer Exhibition <i>It Seems to Come in Waves</i> . YTD attendance for the Gallery is 60,811
Laycock Street Community Theatre hold a large range of cultural	B.04.2020-21	Number of performances and events at Laycock Street Community Theatre that have	120 performances		Laycock Street Theatre re-opened in November following its closure due to COVID-19. The theatre hosted

Belonging

Delivery Program	Reference	Operational Plan Action / Measure / Project	Timeline / Target	Status	Comment
productions meeting the varied demographics and interests of the community		been provided for the community			a number of dance school performances and the Great Sothern Night events, with seating capacity restrictions. A total of 96 performances and events were conducted in Quarter 2
Business Enterprise					
Increase tourism and economic development opportunities	B.05.2020-21	Develop an events strategy for Central Coast Stadium (pending approval of the Stadium Strategy)	30/06/21		The establishment of an event strategy is pending the adoption of the Stadium Business Strategy. The Stadium Business Strategy will go to Council on 27 January. Given the current financial situation the event strategy has been deferred to November 2021.
Provide a premier venue for sports and entertainment on the Central Coast community	B.06.2020-21	Average attendance at events at the Central Coast Stadium	5,500 visitors		Due to COVID-19 the average attendance at events has been impacted. Due to only 25% capacity of stadium seating, October and November attendance per event was 4,000. Attendance at Central Coast Mariners New Year's Eve event was 5,273 in attendance with 50% capacity rule in place.
Provide a premier venue for sports and entertainment on the Central Coast community	B.07.2020-21	Number of events held at the Central Coast Stadium	30 events		Central Coast Stadium hosted 7 events this quarter with another 15 events confirmed. The stadium is on track to meet the target of 30 events with 16 events already held YTD. Events included the local community grand finals for Rugby League, Rugby Union and Football. The community events saw over 10,000 in

Belonging

Delivery Program	Reference	Operational Plan Action / Measure / Project	Timeline / Target	Status	Comment
					attendance over the three-week period. The stadium also hosted the inaugural Tribal Rugby League event and two A-League games which included the popular New Year's Eve event.

Smart

We are a growing region with an expanding sense of opportunity, and we want to capitalise on those possibilities for the benefit of all.

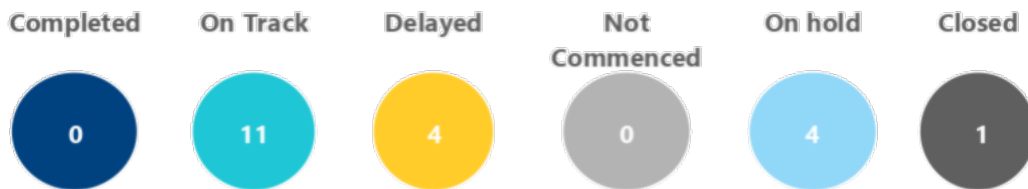
Strategic economic development, revitalising key urban locations, establishing new industry partnerships and renewing our commitment to education and employment for young people are just the starting point for a **smart** Central Coast.

These initiatives – and others like them – will create new opportunities for local employment, new social enterprises and a culture of innovation that will bring new talent to the region. They will also drive a boom in tourism that we will shape to be accessible, sustainable and kind to the environment.

Focus Area	
 <p data-bbox="280 1048 558 1106">A growing and competitive region</p>	<p data-bbox="584 835 1300 896">C1 Target economic development in growth areas and major centres and provide incentives to attract businesses to the Central Coast</p> <p data-bbox="584 911 1246 1003">C2 Revitalise Gosford City Centre, Gosford Waterfront and town centres as key destinations and attractors for businesses, local residents, visitors and tourists</p> <p data-bbox="584 1019 1276 1079">C3 Facilitate economic development to increase local employment opportunities and provide a range of jobs for all residents</p> <p data-bbox="584 1095 1305 1187">C4 Promote and grow tourism that celebrates the natural and cultural assets of the Central Coast in a way that is accessible, sustainable and eco-friendly</p>
 <p data-bbox="280 1402 558 1460">A place of opportunity for people</p>	<p data-bbox="584 1205 1305 1265">D1 Foster innovation and partnerships to develop local entrepreneurs and support start-ups</p> <p data-bbox="584 1281 1189 1344">D2 Support local business growth by providing incentives, streamlining processes and encouraging social enterprises</p> <p data-bbox="584 1359 1281 1420">D3 Invest in broadening local education and learning pathways linking industry with Universities, TAFE and other training providers</p> <p data-bbox="584 1435 1292 1527">D4 Support businesses and local leaders to mentor young people in skills development through traineeships, apprenticeships and volunteering</p>

Smart

20 Actions / Measures / Projects










Operational Plan 2020-21 Performance

Delivery Program	Reference	Operational Plan Action / Measure / Project	Timeline / Target	Status	Comment
Community Engagement					
Promote and grow tourism through the implementation of the Central Coast Destination Management Plan	C.01.2020-21	Tourism Opportunity Plan: Launch and year 1 execution of "1000 Little Things We Could Do" campaign	30/06/21	●	Budget allocated identified in Q2 savings. Project will not commence until 2021-22.
Promote and grow tourism through the implementation of the Central Coast Destination Management Plan	C.02.2020-21	Destination Brand Strategy - Launch and year 1 execution of Destination Marketing campaign and Industry services	30/06/21	●	<i>In region out of home</i> advertising campaign underway. National rollout continues via an editorial and digital campaign with Australian Traveller (Nov-Feb) and a paid content and influencer campaign, developed in conjunction with Destination NSW. Industry Services procurement will commence in February 2021.
Community Partnerships					
Increase tourism and economic development opportunities	C.03.2020-21	DIAP LC.026: In partnership with relevant organisations / entities (e.g. Central Coast Tourism) explore accessible tourism opportunities through infrastructure improvements, marketing and promotion to develop the Central	30/06/21	●	Accessible Places and Spaces Access Audits were completed for Wyong, The Entrance, Budgewoi and Umina. Ongoing work is continuing with the consultant to finalise report.






Smart

Delivery Program	Reference	Operational Plan Action / Measure / Project	Timeline / Target	Status	Comment
		Coast as a highly attractive tourist destination for people with disabilities, friends and families			
Increase the sustainability of enterprises on the Central Coast	D.01.2020-21	Deliver 3 programs, activities and events to 15,000 people within the Principle Town Centres and the Gosford Smart Work Hub to support the development of Central Coast social entrepreneurs and enterprises	30/06/21		The Launch Pad program will be delivered in the 3rd and 4th quarter of 2021, with an information session scheduled for February and four workshops to be delivered between April and June 2021. Support provided support to the University of Newcastle's <i>Gosford CBD Survey</i> . The project will span the next 20 years tracking the changing role of the Gosford CBD in people's lives and the city itself.
Strategic Planning					
Planning controls that enable the development of active and liveable Town Centres	C.04.2020-21	Prepare Wyong Town Centre Structure Plan	31/12/20		As part of Council's financial recovery process, funding this project was deferred. Staff are investigating feasibility to undertake project in house.
Provide a clear approach to the planning and development of key growth regions	C.05.2020-21	Finalise Lake Munmorah Structure Plan	30/06/21		Reporting of the final Lake Munmorah Structure Plan has been delayed to investigate objection to the plan regarding the Biodiversity Corridor. It is anticipated that the plan will go to Council in March 2021.
Provide a clear approach to the planning and development of key growth regions	C.06.2020-21	Prepare a draft Structure Plan for the Greater Wamervale Area	30/06/21		Amendments being made to the draft Plan following internal consultation. Final Plan will be presented to Council by late Q3.
Provide a clear approach to the planning and development of key growth regions	C.07.2020-21	Prepare the Woy Woy Structure Plan	30/06/21		As part of Council's financial recovery process, scope of works and timeline amended.

Smart

Delivery Program	Reference	Operational Plan Action / Measure / Project	Timeline / Target	Status	Comment
Provide a clear approach to the planning and development of key growth regions	C.08.2020-21	Commence development of character statements	30/06/21		Project commenced January 2021. Staff are currently reviewing the Draft Local Character Clause and Overlay and preparing the submission to Department of Planning. A review of existing information and Character Statements developed in former Gosford and Wyong Councils is also currently being undertaken.
Provide a clear approach to the planning and development of key growth regions\	C.09.2020-21	Finalise the Ourimbah Land Use Strategy and Masterplan	30/12/20		As part of Council's financial recovery process, funding this project was deferred. Staff are investigating feasibility to undertake project in house.
Integrated approach to the funding of infrastructure to meet the needs of the Central Coast population	C.10.2020-21	Prepare a new 7.11 Contribution Plans for the Central Coast region	31/12/21		A review of existing 7.11 plans is currently underway.
Implementation of the Somersby to Erina Corridor Strategy	C.11.2020-21	Prepare East Gosford Structure Plan	30/06/21		Project deferred to 2021-22 as a result of Council's financial recovery process.
Support revitalisation of the southern growth corridor	C.12.2020-21	Prepare Erina Structure Plan	30/06/21		As part of Council's financial recovery process, scope of works and timeline amended.
Support revitalisation of the southern growth corridor	C.13.2020-21	Commence development of a West Gosford Structure Plan	30/06/21		This project has been put on hold and deferred to 2021-22 as there are a number of other priority projects to be completed and due to Councils current financial situation there is no available budget.
Business Enterprise					
Grow tourism and profitability of the Holiday Parks	C.14.2020-21	Develop a Holiday Parks business strategy and masterplans	30/06/21		The draft Holiday Parks business strategy and masterplans has been placed on hold due to

Smart

Delivery Program	Reference	Operational Plan Action / Measure / Project	Timeline / Target	Status	Comment
To attract visitors to holiday on the Central Coast					Council's current financial position.
	C.15.2020-21	Number of nights stayed by tourists stayed in sites or cabins annually at Budgewoi Holiday Park	19,500 nights		Based on second quarter figures, Budgewoi Holiday Park is on track to meet its annual targeted number of nights stayed by tourists on sites or in cabins. The occupancy for second quarter 2020-21 is up around 3.51% from the same period in 2019-20.
	C.16.2020-21	Number of nights stayed by tourists stayed in sites or cabins annually at Canton Beach Holiday Park	15,000 nights		Based on second quarter figures, Canton Holiday Park is currently on track to meet its annual targeted number of nights stayed by tourists on sites or in cabins. The occupancy for second quarter 2020-21 is up around 1.72% from the same period in 2019-20.
	C.17.2020-21	Number of nights stayed by tourists stayed in sites or cabins annually at Norah Head Holiday Park	19,500 nights		Based on second quarter figures, Norah Head Holiday Park is currently on track to exceed its annual targeted number of nights stayed by tourists on sites or in cabins. The occupancy for second quarter 2020-21 is up around 12.92% from the same period in 2019-20.
	C.18.2020-21	Number of nights stayed by tourists stayed in sites or cabins annually at Toowoona Bay Holiday Park	31,500 nights		Based on second quarter figures, Toowoona Bay Holiday Park is currently on track to meet its annual targeted number of nights stayed by tourists on sites or in cabins. The occupancy for second quarter 2020-21 is up around 10.58% from the same period in 2019-20.
	C.19.2020-21	Number of nights stayed by tourists stayed in sites or cabins annually at Patonga Camp	15,000 nights		Based on the second quarter numbers, Patonga Camp Ground is on track to meet its annual targeted number of nights

Smart



Delivery Program	Reference	Operational Plan Action / Measure / Project	Timeline / Target	Status	Comment
		Ground Holiday Park			stayed by tourists on site. The second quarter in 2020-21 is up 7.81% for the same period in 2019-20.

Green

The Central Coast is known for its natural beauty; maintaining our natural assets is a critical component of what we value as a community.

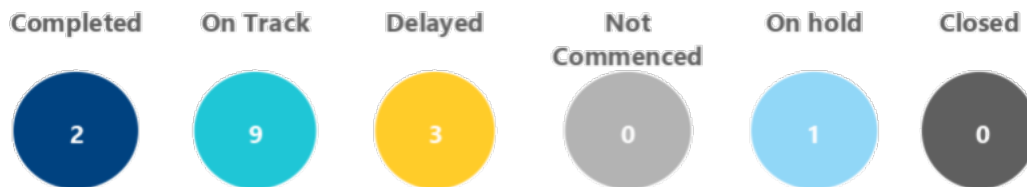
Ongoing education is key to our **green** approach, as is inviting the community to take a hands-on role in conservation, protection and remediation of our environment.

Reducing litter, minimising waste, and championing renewable energy in our future design and planning will minimise the impacts of climate change in our region, and will enable the preservation of our beaches, waterways, wildlife corridors and inland areas for the variety of species that inhabit them.

Focus Area	
 <p data-bbox="290 994 549 1052">Environmental resources for the future</p>	<p data-bbox="584 779 1279 873">E1 Educate the community on the value and importance of natural areas and biodiversity, and encourage community involvement in caring for our natural environment</p> <hr/> <p data-bbox="584 891 1302 949">E2 Improve water quality for beaches, lakes, and waterways including minimising pollutants and preventing litter entering our waterways</p> <hr/> <p data-bbox="584 967 1219 1025">E3 Reduce littering, minimise waste to landfill and educate to strengthen positive environmental behaviours</p> <hr/> <p data-bbox="584 1043 1289 1128">E4 Incorporate renewable energy and energy efficiency in future design and planning, and ensure responsible use of water and other resources</p>
 <p data-bbox="290 1411 549 1469">Cherished and protected natural beauty</p>	<p data-bbox="584 1146 1273 1240">F1 Protect our rich environmental heritage by conserving beaches, waterways, bushland, wildlife corridors and inland areas, and the diversity of local native species</p> <hr/> <p data-bbox="584 1258 1289 1352">F2 Promote greening and ensure the wellbeing of communities through the protection of local bushland, urban trees, tree canopies and expansion of the Coastal Open Space System (COSS)</p> <hr/> <p data-bbox="584 1370 1311 1487">F3 Improve enforcement for all types of environmental non-compliance including littering and illegal dumping, and encourage excellence in industry practices to protect and enhance environmental health</p> <hr/> <p data-bbox="584 1505 1279 1599">F4 Address climate change and its impacts through collaborative strategic planning and responsible land management and consider targets and actions</p>

Green





15 Actions / Measures / Projects





Operational Plan 2020-21 Performance

Delivery Program	Reference	Operational Plan Action / Measure / Project	Timeline / Target	Status	Comment
Waste Services and Business Development					
Increased waste avoidance and diversion of domestic waste from landfill	E.01.2020-21	Implementation of actions from the Central Coast Waste Strategy, focused on waste avoidance and resource recovery strategies	30/06/30		Following the adoption of Council's Waste Strategy in Q1, an action plan has since been developed and implementation commenced in Q2.
Expand the diversion of domestic waste from landfill through increased resource recovery resulting in environmentally responsible waste collection services	E.02.2020-21	Percentage of household waste diverted from landfill	>40% diversion		YTD diversion rate of domestic waste from landfill is 41%. A further tangible increase in the diversion rate will require significant planning / investment / procurement in processing technologies to resource recover a portion of red bin waste. Work progressed in the quarter investigating opportunities for the diversion of food organics into the garden organics bin (FOGO).
Libraries Learning and Education					
Environmental education programs to increase knowledge of (issues impacting) coastal areas, lakes, catchment area and conservation	E.03.2020-21	Number of Environmental Education programs (estuary, resilience, sustainability, general environmental education) delivered	10 programs		A total of 10 environmental education programs have been delivered across the subjects of biodiversity, resilience, and water conservation. These programs have reached businesses, early childhood education, schools, general community and internal attendees. They will continue to be delivered throughout the rest of the financial year to provide further learning







Green

Delivery Program	Reference	Operational Plan Action / Measure / Project	Timeline / Target	Status	Comment
					opportunities to the community.
Community Education programs focused on increasing community awareness and instilling behaviour change around sustainable living including, waste avoidance and reduction and re-use / recycle concepts	E.04.2020-21	Number of new community education programs specifically targeting litter, up-cycling and green living delivered	4 programs		Four new education programs have been developed and delivered specifically targeting litter, up-cycling and green living. These included webinars, Plastic free July, YouTube videos on up-cycling, booklets for Keep the Coast Clean. These will continued to be rolled out over the remainder of the year
Education Programs focused on increasing community awareness and instilling behaviour change around sustainable living including, waste avoidance and reduction and re-use/ recycle concepts	E.05.2020-21	Number of attendees at environmental education programmed activity	3,125 attendees		YTD 1,675 people participated in environmental education programmed activities. On track to meet target.
Environmental Management					
Regular operation wrack and algae collection (and other equipment under contract) in near-shore zones of Tuggerah Lakes	E.06.2020-21	8,000m3 of floating wrack and macro algae removed from the Tuggerah Lakes Estuary annually	100% collection		1,492m3 of wrack and algae were collected in the second quarter, with YTD total of 4,337m3.
Identify future opportunities to increase participation in Landcare	E.07.2020-21	Commence implementation of actions from the adopted Landcare Program	30/06/21		Implementation of Action Items (AI's) from adopted strategy have commenced, with completion of AI's 1-4: 1. Change Council's environmental volunteering program title to the Central Coast Council Environmental Volunteer Program. 2. Provide 4 sub-programs, in order of priority being: i. Conservation program ii. Technical program iii. Short-term volunteer program iv. Amenity program.

Green

Delivery Program	Reference	Operational Plan Action / Measure / Project	Timeline / Target	Status	Comment
					<p>3. Continue to develop, and periodically review, procedures to support the program.</p> <p>4. Ensure the Site Strategy or Plan for each group is compliant with current policy and legislation and is reviewed at least every 2 years.</p> <p>The completion of the remaining action items may be delayed as they are linked to staff and budget resourcing, which have been impacted by Council's financial recovery process.</p>
To identify high priority conservation value lands within the CCC LGA to: a) preserve and enhance local and regional biodiversity b) invest in generating biodiversity credits on Council land that: i. serve as a valuable financial commodity for Council ii. enable progression of priority Council projects under the Biodiversity Offset Scheme c) expand and strengthen the COSS network	F.01.2020-21	Commence implementation of actions from adopted Biodiversity Strategy	30/06/21		The implementation of actions from the adopted Biodiversity Strategy has been prioritising with actions that can be delivered by Council through existing staff resources. Elements of the Strategy have been required to be temporarily delayed.
Review existing Coastal Zone and Estuary Management Plans as required by new Coastal Management Act	F.02.2020-21	Complete scoping studies and commence development of new Coastal Management Programs (CMPs) – as required by new Coastal Management Act	30/06/21		Council is undertaking three new Coastal Management Programs (CMP's). Hawkesbury-Nepean River CMP (Inc. Brisbane Water Estuary and Broken Bay Beaches): Stage 1 scoping study completed. Stage 2 commenced with partner Councils. Open Coast Beaches and Coastal Lagoons CMP: Stage 1 scoping study nearing completion. Stage 2 to

Green

Delivery Program	Reference	Operational Plan Action / Measure / Project	Timeline / Target	Status	Comment
					commence in Q3. Tuggerah Lakes Estuary CMP: Stage 1 scoping study underway. Stage 2 to commence in Q3.
Strategic Planning					
Climate Change Adaptation	E.08.2020-21	Develop the Climate Change Action Plan	30/06/21		Community engagement complete and awaiting final report from consultant. Sectoral engagement planning occurring. Draft Climate Action Plan report to Council anticipated June 2021.
Enable sustainable urban development that values energy efficiency, heritage, local character, the environment, transport, safety and liveability	F.03.2020-21	Adopt and commence implementation of the Sustainability Strategy	30/06/21		Draft Sustainability Strategy development occurring. Anticipated to be presented to Council in Q3.
Mitigate the impacts of climate change on the regions, coastal ecosystems, infrastructure, health, agriculture, and biodiversity	F.04.2020-21	Adopt and commence the implementation of the Greener Places Strategy	30/06/21		Reporting the final strategy to Council for adoption has been delayed due to Council's financial recovery process.
Energy Management					
Reducing Council's energy cost, improve energy productivity and reduce Council's greenhouse gas emissions	E.09.2020-21	Installation of solar power systems on Council assets	30/06/21		Delayed due to resourcing. Project is unlikely to commence until April 2021.
Reducing energy cost, improve energy productivity and reduce Council's greenhouse gas emissions	E.10.2020-21	Percentage of greenhouse gas emissions	65% reduction by 31/12/22		Decarbonisation of electricity is on track. Targets to be reviewed as part of the GHG reduction policy and action plan.
	E.11.2020-21	Develop a set of guidelines to ensure the design and operation of Council assets is energy efficient	30/06/21		Draft documents completed and circulated. Internal workshops have been held. This has already prompted increased interest and awareness in energy savings with several sections actively looking for ways to reduce energy costs.

Responsible

We are a **responsible** council and community, committed to building strong relationships and delivering a great customer experience in all our interactions.

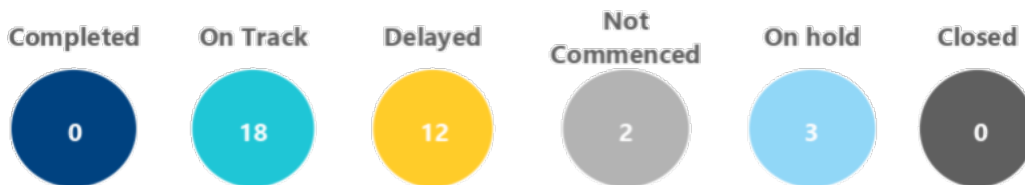
We value transparent and meaningful communication and use community feedback to drive strategic decision making and expenditure, particularly around the delivery of essential infrastructure projects that increase the safety, liveability and sustainability of our region.

We are taking a strategic approach to ensure our planning and development processes are sustainable and accessible and are designed to preserve the unique character of the coast.

Focus Area	
 <p data-bbox="304 981 536 1037">Good governance and great partnerships</p>	<p data-bbox="582 779 1311 840">G1 Build strong relationships and ensure our partners and community share the responsibilities and benefits of putting plans into practice</p> <p data-bbox="582 857 1303 918">G2 Communicate openly and honestly with the community to build a relationship based on transparency, understanding, trust and respect</p> <p data-bbox="582 936 1278 1025">G3 Engage with the community in meaningful dialogue and demonstrate how community participation is being used to inform decisions</p> <p data-bbox="582 1043 1267 1104">G4 Serve the community by providing great customer experience, value for money and quality services</p>
 <p data-bbox="316 1335 520 1391">Delivering essential infrastructure</p>	<p data-bbox="582 1120 1311 1180">H1 Solve road and drainage problem areas and partner with the State Government to improve road conditions across the region</p> <p data-bbox="582 1198 1246 1288">H2 Improve pedestrian movement safety, speed and vehicle congestion around schools, town centres, neighbourhoods, and community facilities</p> <p data-bbox="582 1305 1278 1366">H3 Create parking options and solutions that address the needs of residents, visitors and businesses</p> <p data-bbox="582 1384 1278 1473">H4 Plan for adequate and sustainable infrastructure to meet future demand for transport, energy, telecommunications and a secure supply of drinking water</p>
 <p data-bbox="284 1738 552 1794">Balanced and sustainable development</p>	<p data-bbox="582 1491 1311 1581">I1 Preserve local character and protect our drinking water catchments, heritage and rural areas by concentrating development along transport corridors and town centres east of the M1</p> <p data-bbox="582 1599 1303 1688">I2 Ensure all new developments are well planned with good access to public transport, green space and community facilities and support active transport</p> <p data-bbox="582 1706 1303 1796">I3 Ensure land use planning and development is sustainable and environmentally sound and considers the importance of local habitat, green corridors, energy efficiency and stormwater management</p> <p data-bbox="582 1814 1286 1904">I4 Provide a range of housing options to meet the diverse and changing needs of the community and there is adequate affordable housing</p>

Responsible








35 Actions / Measures / Projects








Operational Plan 2020-21 Performance

Delivery Program	Reference	Operational Plan Action / Measure / Project	Timeline / Target	Status	Comment
Waste Services and Business Development					
Provide a reliable, safe, cost effective and environmentally responsible domestic waste collection to the Central Coast region	G.01.2020-21	Percentage of waste bins collected on the scheduled date	>99% collected	●	Council delivered its domestic waste collection services in accord with agreed levels of service, with no disruption to service delivery.
Leasing and Asset Management					
Develop a coordinated approach towards implementation and ongoing management of security measures across Council's facilities / assets	G.02.2020-21	Implement Year 1 recommendations from the CCTV strategy	30/06/21	●	CCTV strategy finalised and Year 1 recommendations being implemented, however no specific CCTV staff have been recruited to fully drive the strategy implementation.
Maintain good governance practice for Council's leasing and licensing portfolio.	G.03.2020-21	Percentage of all leases and licences commencing due diligence process within a week of the original request	100% completed	●	Achieved 100%. Community leases progressing and due diligence completed within the one-week target timeframe.
Strategic Planning					
Build Council and community capacity to manage disaster	G.04.2020-21	Adopt and Implement of the Disaster Resilience Strategy	30/12/21	●	The draft Disaster Resilience strategy is near completion and is anticipated to go to Council for adoption to publicly exhibit late Q3.
Comprehensive Local Environment Plan	I.02.2020-21	Prepare a draft Central Coast Housing Strategy	30/06/21	●	Awarding of consultant has been put on hold due to Council's financial recovery process.





Responsible

Delivery Program	Reference	Operational Plan Action / Measure / Project	Timeline / Target	Status	Comment
	I.03.2020-21	Prepare a Central Coast Employment Land Audit and Strategy	30/6/21		Briefing of Council delayed due to Council's financial recovery process. Briefing anticipated to occur June 2021.
	I.04.2020-21	Develop a Heritage Strategy by December 2020	30/06/21		Heritage projects and processes currently under review by heritage consultant.
	I.05.2020-21	Develop a Heritage Action Plan by December 2020	31/12/21		Heritage consultant developing draft actions for inclusion in the Heritage Strategy and Action Plan.
	I.06.2020-21	Commence Heritage Review including new heritage nominations for the Comprehensive Local Environmental Plan	31/12/21		Heritage consultant reviewing heritage nominations, conservation areas, and cultural landscapes.
Improved social and economic opportunities in the rural areas of the central coast	I.07.2020-21	Prepare and deliver a draft Rural Lands Audit and Strategy to Council for the Central Coast Region	30/06/21		Delayed as a result of Council's financial recovery process.
Enable sustainable urban development that values energy efficiency, heritage, local character, the environment, transport, safety and liveability	I.08.2020-21	Commence development of a Landscape Design Guideline	30/06/21		Development of a Public Domain Guideline for the Central Coast is progressing. A discussion paper is being developed to summarise consultation engagement, general background and the public domain guidelines. In house design and documentation of the streets as shared spaces project occurring.
Business Enterprise					
Provide beautiful well-tended places of rest available	G.05.2020-21	Number of ash interments in	109 ash interments		There were 31 ash interments conducted across all cemeteries







Responsible

Delivery Program	Reference	Operational Plan Action / Measure / Project	Timeline / Target	Status	Comment
for the community and families		Council's Cemeteries			(Council and Leased sites) this quarter.
	G.06.2020-21	Number of burials in Council's Cemeteries	260 burials		There were 74 burials conducted across all cemeteries (Council and leased) this quarter.
Structural remediation plan	H.07.2020-21	Undertake structural remediation plans for Gosford City Carpark	30/06/21		The project to undertake structural remediation plans for Gosford City Carpark has not yet commenced but it is still currently scheduled for completion in the 2020-21.
	H.08.2020-21	Undertake Structural remediation plans for Terrigal Wilson Carpark	30/06/21		The project to undertake structural remediation plans for Wilson Street, Terrigal car park has not yet commenced but is still currently scheduled for completion in the 2020 - 21.
Increased utilisation of parking station	H.09.2020-21	Implement pricing strategy for Gosford City Carpark	30/06/21		The implementation of a pricing strategy to increase the utilisation of Gosford City car park is on hold due to COVID-19 restrictions.
Better visibility of parking availability in Gosford	H.10.2020-21	Integrate the available spaces at Gosford City Carpark into the ParkSpot App	30/06/21		The integration of available spaces at Gosford City car park is considered integral in improving the visibility of parking availability in Gosford. Work is underway to develop platforms to enable the use of a Parking App to achieve this strategy. This strategy however has been placed on hold due to Council's current financial position.

Responsible

Delivery Program	Reference	Operational Plan Action / Measure / Project	Timeline / Target	Status	Comment
Better visibility of parking availability in Terrigal	H.11.2020-21	Integrate the available spaces at Terrigal, Wilson Road Carpark into the ParkSpot App	30/06/21		The installation of the vehicle counting system at Wilson Street, Terrigal carpark that will also provide a programming solution for integration into the Parking App to inform users of available spaces, was nearing completion however has been delayed due to Council's financial position.
Optimise the usage of the Baker Street Car Park for visitors to the Gosford City Centre	H.12.2020-21	Average Occupancy rates for business hours - Monday to Friday	60% occupancy		The average occupancy rates for business hours - Monday to Friday at Gosford City car park have been significantly impacted due to COVID-19 restrictions resulting in reduced utilisation. Staff will be developing a communications plan to advertise availability and attract new customers. Council's financial position has temporarily delayed this strategy.
Governance and Business Services					
An Enterprise Risk Management Framework (ERMF) for Central Coast Council that is consistent with ISO 31000 - 2009 Risk management – principles and Office of Local Government guidelines	G.07.2020-21	Maintain and improve the Enterprise Risk Management framework	30/06/21		An Enterprise Risk Management Framework consistent with AS ISO 31000 2018 is in place. A supporting program is also in place.
Community confidence that Central Coast Council is managed in the	G.08.2020-21	Provide a professional development program for the Mayor and	30/06/21		This is currently on hold due to the suspension of Central Coast Council Councillors




Responsible

Delivery Program	Reference	Operational Plan Action / Measure / Project	Timeline / Target	Status	Comment
community's best interests		Councillors as required by the Local Government Act			
Ensure compliance with the statutory requirement and promote transparency and accountability	G.10.2020-21	Number of non-compliances with legislative compliance requirements	0 non-compliances		A total of 46 items were due in Q2 with no instances non-compliance. However, there were three instances where the legislative deadlines were completed late.
Support Councillors in effective decision making and promote transparency and accountability	G.12.2020-21	Percentage of Council resolutions actioned within agreed timeframes	90%		20% of open actions at the end of Q2 are overdue.
	G.13.2020-21	Percentage of Council matters considered in confidential session	<5% considered		10% of items Q2 were considered in confidential session. This is reflective of the current financial situation and items associated with this.
Environment and Certification					
An Environmental Management System (EMS) for Central Coast Council that is consistent with AS/NZ ISO 14001:2016	G.09.2020-21	An Environmental Management System for Central Coast Council that is consistent with AS/NZ ISO 14001:2016	30/06/21		EMS System development continues in line with Operational Plan target.
Ensure compliance with the statutory requirement and promote transparency and accountability	G.11.2020-21	Number of Environment Protection License non-compliances	Reduction in Number		97.5% of EPA reports submitted within the 7-day reporting requirement. NB: wording of measure and target will be revised to accurately reflect the legislative compliance requirements.
Performance and Innovation					
Meet legislative and business requirements	G.14.2020-21	Complete Council's Integrated Planning and Reporting (IP&R) requirements including: quarterly reporting against the Operational Plan 2020-21,	30/06/21		IP&R activities are underway with quarterly reporting for Q2 commenced, the Annual Report 2019-20 completed and available on Council's website,



Responsible

Delivery Program	Reference	Operational Plan Action / Measure / Project	Timeline / Target	Status	Comment
		development of the Operational Plan 2021-22, development of the Annual Report 2019-20			planning for the Operational Plan 2021-22 commenced.
Roads Asset Planning and Design					
Expansion and upgrade of the drainage network across the Central Coast to reduce flooding, improve stormwater management, and maintain accessibility around the Central Coast	H.01.2020-21	Kilometres of drainage infrastructure constructed each year (subject to historic funding levels)	4.5 kilometres		During the first half of the year Council constructed 1.6 kilometres of drainage infrastructure. The drainage capital works program will not meet this year's original target due to a significant reduction in budget. Based on the reduced budget the target will be revised to 2.7 kilometres of drainage infrastructure to be constructed in 2020-21.
Region wide improvement to road pavement condition to ensure long term sustainability of the road network and to support economic growth	H.02.2020-21	Kilometres of road pavement to be renewed each year	30 kilometres		During the first half of the year Council renewed 7.5 kilometres of existing road pavement. The pavement renewal program will not meet this year's original target due to a significant reduction in budget. Based on the reduced budget the target will be revised to 15 kilometres of road pavement to be renewed in 2020-21.
	H.03.2020-21	Kilometres of road resurfacing to be renewed each year	90 kilometres		During the first half of the year Council resurfaced 11.9 kilometres of existing road. The road resurfacing program will not meet this year's original target due to a significant reduction in budget. Based on the reduced

Responsible

Delivery Program	Reference	Operational Plan Action / Measure / Project	Timeline / Target	Status	Comment
					budget the target will be revised to 20 kilometres of road to be resurfaced in 2020-21.
Region wide improvements to bus stop infrastructure to improve access to public transport and ensure legislative compliance	H.04.2020-21	Number of bus stops upgraded to meet Disability Discrimination Act (DDA) compliance each year	45 bus stops		During the first half of the year Council upgraded ten (10) bus stops. The bus stop improvement program will not meet this year's original target due to a significant reduction in budget. Based on the reduced budget the target will be revised to 23 bus stops to be upgraded in 2020-21.
Region wide improvements to kerb and gutter infrastructure to improve access to public transport and ensure legislative compliance	H.05.2020-21	Kilometres of kerb and gutter constructed each year	8 kilometres		During the first half of the year Council constructed 3.8 kilometres of kerb and gutter. The kerb and gutter program will not meet this year's original target due to a significant reduction in budget. Based on the reduced budget the target will be revised to 5.5 kilometres of kerb and gutter to be constructed in 2020-21.
Roads Business Development and Technical Services					
Capital expenditure projects are completed as planned	H.06.2020-21	Percentage of Roads Transport Drainage and Waste capital expenditure projects completed within scope and budget annually	90% completed		313 projects were originally planned for construction in 2020-21 however the total number of projects has been reduced due to a significant reduction in budget. Based on the reduced budget, 145 projects are now forecast for completion this financial year with the remainder deferred to future financial years. Of the remaining projects 77 projects

Responsible

Delivery Program	Reference	Operational Plan Action / Measure / Project	Timeline / Target	Status	Comment
					have been completed and a further 20 projects have commenced. Overall program completion is tracking behind schedule due to implementation of business recovery actions related to the current financial situation. As a consequence expenditure is tracking behind schedule by 25.7% (as at 13 January 2021), but remains on track for completion by 30 June 2021.
Economic Development and Project Delivery					
Create car park options and solutions for the Central Coast	H.13.2020-21	Continue implementation of Central Coast Carpark Study	30/06/21		Analysis of the carpark exhibition complete. Final report with outcomes from the exhibition to go to Council in Q3.
Environmental Management					
Complete Flood Studies and Floodplain Risk Management Plans in consultation with the community	I.01.2020-21	Complete and revise the following flood studies and floodplain risk management plans (in accordance with priorities and approved budget allocations): Lake Macquarie Overland Flood Study (OFS), Wallarah Creek floodplain risk management study and plan (FRMSP), Ourimbah Creek floodplain risk management study and plan (FRMSP), Wyong River floodplain risk management study and plan (FRMSP), Coastal Lagoons Overland Flood Study (OFS),	30/06/21		All projects on track for completion by June 2021, with: <ul style="list-style-type: none"> • Lake Macquarie OFS near complete • Wallarah Creek FRMSP complete and ready for adoption by Council • Ourimbah Creek and Wyong River FRMSPs adopted and subsequent actions completed • Coastal Lagoons OFS completed • Killamey Vale/ Long Jetty FRMSP complete and ready for adoption by Council

Responsible


Delivery Program	Reference	Operational Plan Action / Measure / Project	Timeline / Target	Status	Comment
		Killarney Vale / Long Jetty floodplain risk management study and plan (FRMSP), Brisbane Water Catchment Overland Flood Study (OFS)			<ul style="list-style-type: none"> Brisbane Water Catchments OFS completed

Liveable

Creating a **liveable** community means striking a balance between projects that support infrastructure development and others that enhance our quality of life.

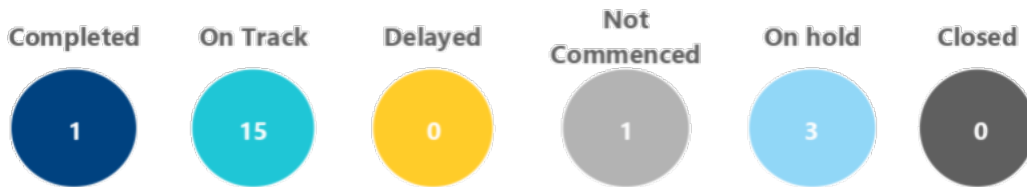
We are activating public spaces, increasing access to beaches and green spaces, and delivering a range of amenities – like walking and cycling routes, playgrounds and sports facilities – that promote healthy living and enjoyment of the natural world.

Reliable public transport is key to keeping our growing population mobile, so we are focused on enhancing train, bus and ferry networks, as well as improving the commuter experience.

Focus Area	
 <p>Reliable public transport and connections</p>	<p>J1 Create adequate, reliable and accessible train services and facilities to accommodate current and future passengers</p> <p>J2 Address commuter parking, drop-off zones, access and movement around transport hubs to support and increase use of public transport</p> <p>J3 Improve bus and ferry frequency and ensure networks link with train services to minimise journey times</p> <p>J4 Design long-term, innovative and sustainable transport management options for population growth and expansion</p>
 <p>Out and about in the fresh air</p>	<p>K1 Create a regional network of interconnected shared pathways and cycle ways to maximise access to key destinations and facilities</p> <p>K2 Design and deliver pathways, walking trails and other pedestrian movement infrastructure to maximise access, inclusion and mobility to meet the needs of all community members</p> <p>K3 Provide signage, public facilities, amenities and playgrounds to encourage usage and enjoyment of public areas</p> <p>K4 Repair and maintain wharves, jetties, boat ramps and ocean baths to increase ease of access and enjoyment of natural waterways and foreshores</p>
 <p>Healthy lifestyle for a growing community</p>	<p>L1 Promote healthy living and ensure sport, leisure, recreation and aquatic facilities and open spaces are well maintained and activated</p> <p>L2 Invest in health care solutions including infrastructure, services and preventative programs to keep people well for longer</p> <p>L3 Cultivate a love of learning and knowledge by providing facilities to support lifelong learning</p> <p>L4 Provide equitable, affordable, flexible and co-located community facilities based on community needs</p>

Liveable




20 Actions / Measures / Projects







Operational Plan 2020-21 Performance

Delivery Program	Reference	Operational Plan Action / Measure / Project	Timeline / Target	Status	Comment
Roads Asset Planning and Design					
Expansion and upgrade of the shared path and footpath network to improve public safety and provide access to city centres, transport hubs, commercial precincts and other priority areas	K.01.2020-21	Kilometres of shared path and footpath constructed each year	5 kilometres		During the first half of the year Council constructed 3.3 kilometres of shared path and footpath. The pathway capital works program remains on track to meet the target by 30 June 2021.
Community Partnerships					
Improve Council's commitment and approach to designing inclusive and liveable communities	L.01.2020-21	DIAP LC.006: Promote CCC community funding programs to assist local organisations to access funding to increase opportunities for inclusion and infrastructure enhancements	30/06/21		Council's Community Grants Program remains suspended, with a decision to be taken on the future of the 2020-21 program in February 2021.
Leasing and asset Management					
To increase transparency on Council's decision making for leasing and licencing of facilities, contributions to community groups through subsidised rent and building outgoings	L.02.2020-21	Implement Year 1 recommendations from the Community Facilities Review, including the Facilities Leasing and Licencing Policy	30/06/21		New lease template developed and aligned to the now completed Facilities Leasing and Licencing Policy. Draft Portfolio Plan completed, identifying the planning of new facilities linked to population growth and the potential to rationalise existing community facilities






Liveable

Delivery Program	Reference	Operational Plan Action / Measure / Project	Timeline / Target	Status	Comment
					that maybe at the end of their asset lifecycle
To increase utilisation of community facilities by providing quality assets at affordable rates	L.03.2020-21	Percentage of assets inspected post booking and bond refunds are processed by bookings staff within one week, post event date	95% inspected		No casual or new bookings were taken in Quarter 2 for community halls due to COVID-19. It is planned for casual bookings to resume in Quarter 3.
	L.04.2020-21	Percentage of actions implemented from the Marketing Plan (Year 1) to improve the utilisation of community halls	95% implemented		Marketing Plan implementation on hold due to Covid-19 and casual bookings not yet being taken. It is planned for casual bookings to resume in Quarter 3.
	L.05.2020-21	Number of annual bookings for community halls managed and administered	7,500 bookings		A total of 5,803 regular bookings of community halls were managed and administered in Quarter 2.






Leisure and Lifestyle

Efficient delivery of community facilities that meets the community needs	L.06.2020-21	Number of visitors attending the Gosford Olympic Pool	62,000 visitors		A total of 53,904 attendances during Quarter 2 and YTD attendance of 93,394 at Gosford Olympic Pool in lap swimming, learn to swim and squad programs.
	L.07.2020-21	Number of visitors attending the Wyong Olympic Pool	20,000 visitors		A total of 13,390 attendances during Quarter 2 and YTD attendance of 13,390 at Wyong Olympic Pool in lap swimming, learn to swim and squad programs.
	L.08.2020-21	Number of visitors attending the Toukley Aquatic Centre	42,000 visitors		A total of 29,073 attendances during Quarter 2 and YTD attendance of 56,267 at Toukley Aquatic Centre in lap swimming, learn to swim and squad programs.
	L.09.2020-21	Number of visitors attending the	165,000 visitors		A total of 113,100 attendances during

Liveable

Delivery Program	Reference	Operational Plan Action / Measure / Project	Timeline / Target	Status	Comment
		Peninsula Leisure Centre			Quarter 2 and YTD 211,602 at Peninsula Leisure Centre in swimming, sports programs and health and fitness.
	L.10.2020-21	Number of visitors attending the Lake Haven Recreation Centre	42,000 visitors		A total of 29,780 attendances during Quarter 2 and YTD 63,260 at Lake Haven Recreation Centre in sports programs and health and fitness.
	L.11.2020-21	Number of visitors attending the Niagara Park Stadium	45,000 visitors		A total of 26,302 attendances during Quarter 2 and YTD 50,813 at Niagara Park Stadium in sports programs, dance classes and first aid course.
Libraries Learning and Education					
Road Safety programs increase road safety awareness and planned behaviour change	L.12.2020-21	Number of Road Safety Education programs relating to road safety awareness delivered	8 programs		YTD there have been 7 Road Safety Education program activities delivered. On track to deliver the target of 8 by the end of the financial year.
Programs focused on increasing Community Safety, improving awareness and instilling behaviour change for responsible citizenship	L.13.2020-21	Number of Community Safety Education programs delivered in topics such as responsible pet ownership, parking, personal and family safety, household safety, compliance	5 programs		YTD there have been 5 Community Safety Education programs delivered, covering topics such as responsible pet ownership, parking, personal and family safety, household safety and compliance. These programs will continue to be delivered throughout the year to increase learning opportunities for the community.
Provision of 8 education and care services for children aged 6 weeks to 6 years	L.14.2020-21	Number of families receiving education and care services	540 families		The number of children receiving education and care has increased over this quarter, hitting a high of 651 in November from a

Liveable

Delivery Program	Reference	Operational Plan Action / Measure / Project	Timeline / Target	Status	Comment
					starting point of 474 in July.
	L.15.2020-21	Number of vulnerable children who receive inclusive opportunities to maximise their learning, development and wellbeing	60 children		The childcare centres are catering for a total of 72 children who have high support needs and are classed as vulnerable. This exceeds the target by 12.
Education Programs focused on increasing Community Safety, improving awareness and instilling behaviour change for responsible citizenship	L.16.2020-21	Number of attendees at community safety education program activities	1,000 attendees		YTD there have been a total of 449 community members attend community safety programs. On track to achieve target of 1,000 attendees.
Road Safety programs increase road safety awareness and planned behaviour change	L.17.2020-21	Number of attendees at road safety education program activities	500 attendees		YTD 239 community members have attended road safety programs. On track to meet the target of 500 for the year.
Increased learning opportunities across all life stages through partnerships and provision of information	L.18.2020-21	Number of children aged 3-5 years receiving preschool program that attract start strong funding	405 children		At the end of Q2 there were 451 children aged 3-5 years enrolled in care. This exceeds the target of 405.
Business Enterprise					
Provide a premier venue for sports and entertainment on the Central Coast community	L.19.2020-21	Percentage of surveyed respondents that are either satisfied or very satisfied with the Central Coast Stadium overall in Customer Surveys.	67% satisfied		In providing a premier venue for sports and entertainment for the Central Coast it is important achieve a high level of customer satisfaction. A target of 67% has been set for survey respondents that are either satisfied or very satisfied with Central Coast Stadium. However, due to COVID-19 regulations around the limited capacity of fans at the

Liveable

Delivery Program	Reference	Operational Plan Action / Measure / Project	Timeline / Target	Status	Comment
					venue, the survey has not commenced.

Financial Overview

Financial Overview

This financial overview reports on Central Coast Council's performance as measured against its Operational Plan for 2020-21 and covers the period from 1 July 2020 to 31 December 2020 (Q2).

Note that there may be some small rounding differences throughout this report as whole dollars are rounded to nearest thousand.

1.1 Operating Result

The year to date (YTD) operating result (excluding capital grants and contributions) is showing a favourable variance of \$21.5M, consisting of an actual surplus of \$102.3M compared to a budget surplus of \$80.8M.

The year to date (YTD) operating result (including capital grants and contributions) is showing a favourable variance of \$23.1M, consisting of an actual surplus of \$123.9M compared to a budget surplus of \$100.8M.

Financial Performance 2020-21	YTD Actual	YTD Budget	YTD Variance	YTD Variance	Q1 Annual Budget	Q2 Proposed Adjustments	Q2 Proposed
							Year End Forecast
							\$'000
Income (excluding capital income)	387,934	383,512	4,422	-1.2%	542,890	3,291	546,181
Expenses	285,636	302,669	17,033	5.6%	657,991	(4,419)	653,572
Net operating result (excluding capital income)	102,298	80,843	21,455	26.5%	(115,101)	7,710	(107,391)
Income from capital grants and contributions	21,603	19,916	1,687	8.5%	47,532	(298)	47,234
Net operating result (including capital income)	123,901	100,759	23,143	23.0%	(67,569)	7,412	(60,157)

The above table is prepared in accordance with the Local Government Code of Accounting Practice and Financial Reporting (Guidelines) which requires Council to recognise the full year rates and annual charges for waste management when levied in July.

The YTD variances are explained in Section 2.2 Operating Result of this report.

1.2 Financial Situation

Progress of the Business Recovery Plan

Council is continuing to closely monitor, track and reconcile its cash position daily. Progress has been made on identifying and mitigating the key causes for Council's current financial situation. Senior management are focused on implementing Council's Business Recovery Plan.

Some notable recent actions include:

- Further reduction of the 2020-21 CAPEX program to \$170M and the development of guiding principles for the development of the 2021-22 CAPEX program.
- A structural reduction target in employee costs and materials and contracts with an initial assessment to identify areas for reduction whilst minimising impacts to the services for the community.
- Council approved the phase 1 underperforming property assets for sale on 30 November 2020, this is moving ahead with the procurement of valuers and agents to progress sales whilst finalising further tranches of proposed property asset sales.
- Loans secured in November and December for \$150M to fund capital works.

Financial Overview

Progress of the Forensic Audit

The first phase of information sharing and the initial assessment has been completed which will inform the scope of the final phases of the audit. The Audit Report is currently still on track for completion in the third quarter 2020-21.

Further adjustments to Council's 2020-21 operating and capital budgets have been included in this Q2 budget review to address the financial situation.

Summary of proposed Q2 budget amendments

Budget adjustments proposed to be adopted as part of the Q2 budget review include:

- Recognition of \$3.3M additional operating income
 - \$1.6M user fees and charges predominantly for Holiday Park, Leisure Centres, Pools and Child Care income that has recovered from COVID faster than originally forecast.
 - \$0.3M other revenue including sale scrap metal from Council's waste management facilities and diesel fuel rebates.
 - \$0.5M operating Grants and Contributions - additional funding.
 - \$0.9M gain on disposal from plant and fleet items during the first half of 2020-21.
- Reduction of \$0.3M in capital income
 - \$0.3M reduction in S7.11 developer contribution forecast income for 2020-21.
- Reduction of \$4.4M in operational expenditure
 - \$5.3M reduction in materials and contracts and other expenses as a result of continued expenditure control.
 - \$0.6M loss on disposal from Adcock Park Netball Amenities and Clubhouse, Gosford \$0.4M and plant and fleet items \$0.2M.
 - \$0.2M increase in employee costs, that were offset by additional income and reduction in contract expenses

The proposed Q2 adjustments will move the Q2 approved operating deficit (excluding capital grants and contributions) from \$115.1M to an operating deficit (excluding capital grants and contributions) of \$107.4M.

Section 3.2 Proposed Operating Budget Amendments provides a detailed listing of proposed Q1 budget adjustments.

1.3 Capital Works

Council's capital works program adopted as part of the 2020-21 Operational Plan totalled \$225.0M. The capital works program was reduced to \$171.7M as part of the Q1 budget review.

Actual Q2 YTD capital expenditure is \$90.3M against the Q2 YTD budget of \$104.6M. The variance is the result of several factors, including project savings through efficiencies and optimisation of delivery methods and delivery of projects in stages. The proposed Q2 capital works program decrease is \$2.4M. For further details on the capital works program adjustments please refer to Section 3.4 Proposed Capital Budget Amendments.

The proposed Q2 capital works program of \$169.4M includes \$3.6M in Special Rate Variation (SRV) funded works in the former Wyong Local Government Area to address the infrastructure backlog and improve asset conditions.

Financial Overview

1.4 Developer Contributions

The following section provides an update of Council's Developer Contributions levied under the *Environment Planning and Assessment Act 1979* (EPA) and the *Local Government Act 1993* (LGA) from 1 July 2020 to 31 December 2020. In the table below S7.4 refers to Planning Agreement income, s7.11 formerly referred to as s94 Developers Contributions and s7.12 formerly referred to as s94A Developer Contributions.

Summary of Cash Contributions

Contribution Type	Annual Budget YTD	7.4 Planning Agreement YTD Income	Developer Contribution YTD Income	Total YTD Income	Variance to YTD Original Budget
	\$'000	\$'000	\$'000	\$'000	\$
					+ = Favourable - = Unfavourable
s7.4 and s7.11 income (exc drainage) - General Fund	3,018	-	4,081	4,081	1,063
s7.4 and s7.11 Drainage Income	551	-	289	289	(262)
s7.12 Income	598	-	218	218	(379)
Total EPA Developer Contributions	4,166	-	4,588	4,588	422
s64 Water Income - Water Fund	1,782	-	1,505	1,505	(277)
s64 Sewer Income - Sewer Fund	2,185	-	1,617	1,617	(568)
Total LGA Developer Contributions	3,967	-	3,122	3,122	(845)
Total Non Cash Contributions	2,522	-	313	313	(2,209)
Total EPA and LGA Developer Contributions	10,655	-	8,023	8,023	(2,632)

A proposed budget reduction of \$0.3M is included in this Q2 budget review for S7.11 developer contributions. It is difficult to forecast development activity and therefore a further review will be conducted in Q3. As capital income this does not impact the operating result of Council.

Non-Cash Contributions

Council allows developers under Works-In-Kind Agreements to dedicate assets (works or land that has been identified in a contribution plan) in lieu of making cash contributions. Where the value of the assets dedicated exceeds the developer contributions owed, a developer credit is recognised. The developer credits are available to offset future developer contributions.

Restricted Asset Developer Contributions

Council currently has a restricted asset totalling \$174.4M, which represents the developer contributions received with interest income that has not yet been spent as at 31 December 2020. The movements from 1 July 2020 to 31 December 2020 are as follows:

Financial Overview

Contribution Type	Opening Restricted Asset Value 1 July 2020	YTD Income	YTD Expenditure	YTD Interest Allocation	Current Restricted Asset Value 31 December 2020
	\$'000	\$'000	\$'000	\$'000	\$'000
s7.11 General Fund	93,434	4	(323)	679	93,795
s7.11 Drainage Fund	34,583	0	(315)	205	34,473
s7.12 Contributions	17,526	0	(626)	113	17,013
Total	145,543	5	(1,263)	997	145,281
7.4 Planning Agreement Total	5,574	-	-	34	5,608
s64 Water	27,529	2	(21,774)	145	5,901
s64 Sewer	20,032	2	(2,566)	171	17,638
s64 Total	47,560	3	(24,340)	316	23,539
Total	198,677	8	(25,603)	1,346	174,428

Developer Credits – Non-Cash Contributions

Council's current unfunded liabilities (non cash contributions) total \$6.0m as at 31 December 2020. This includes s7.11 credits totalling \$5.5M and s64 credits totalling \$0.5M.

A summary of the movement in non cash contributions from 1 July 2020 to 31 December 2020 is provided below.

Please note that there has been no increase in CPI since 1 July 2020 so there has been no indexation of credit amounts.

Summary of Developer Credits	
\$'000	
Opening Balance 1 July 2020	6,314
Contributed Assets	-
Non Cash Contributions	(313)
Indexation	-
Refunds	-
Closing Balance 31 December 2020	6,001

Quarterly Budget Review

Quarterly Budget Review

2.1 Responsible Accounting Officer's Statement

Report by Responsible Accounting Officer

The following statement is made in accordance with cl. 203(2) of the *Local Government (General) Regulations 2005*.

It is my opinion that the Quarterly Budget Review Statement for Central Coast Council for the quarter ended 31 December 2020 indicates that Council's projected financial position at 30 June 2021 will be unsatisfactory at year end because the forecast year-end consolidated operating result before capital amounts for Council is a loss of \$107.4M. The loss of \$107.4M includes \$45M of one-off structural costs. Council is undertaking the following remedial actions: structural reduction in operating expenditure, seeking special rate variation approval from the Independent Pricing and Regulatory Tribunal, reducing capital expenditure, generating additional income and selling underperforming assets.

Natalia Cowley
Responsible Accounting Officer
10 February 2021

Quarterly Budget Review

2.2 Operating Result

The year to date (YTD) operating result (excluding capital grants and contributions) is showing a favourable, variance of \$21.5M, consisting of an actual surplus of \$102.3M compared to a budget surplus of \$80.8M.

The year to date (YTD) operating result (including capital grants and contributions) is showing a favourable variance of \$23.1M, consisting of an actual surplus of \$123.9M compared to a budget surplus of \$100.8M.

Council's focus continues to be on reducing expenditure, raising additional income, monitoring incoming cash flow, performing cashflow forecasts and ensuring more sustainable cash preservation. Council's Business Recovery Plan is a multi-faceted approach to address the liquidity issues and introduce structural changes aimed at ensuring the longer-term financial sustainability of Council operations.

The Annual Budget below is the original budget adopted by Council in July 2020, plus Q1 adopted adjustments and is before proposed Q2 budget adjustments outlined in *Section 3.2 Proposed Operating Budget Amendments*.

Financial Performance 2020-21	YTD Actual	YTD Budget	YTD	YTD	Q1 Annual
	\$'000	\$'000	Variance \$'000	Variance %	Budget \$'000
Income (excluding capital income)	387,934	383,512	4,422	1.2%	542,890
Expenses	285,636	302,669	17,033	5.6%	657,991
Net operating result (excluding capital income)	102,298	80,843	21,455	26.5%	(115,101)
Income from capital grants and contributions	21,603	19,916	1,687	8.5%	47,532
Net operating result (including capital income)	123,901	100,759	23,143	23.0%	(67,569)

The following sections provide more detail of the year to date results.

Income Analysis

Income (excluding capital income) as at 31 December 2020 is favourable to budget by \$4.4M (1.2%).

Income (including capital income) as at 31 December 2020 is favourable to budget by \$6.1M (1.5%).

Quarterly Budget Review

Income from Continuing Operations	YTD Actual	YTD Budget	YTD	YTD	Q1 Annual
	\$'000	\$'000	Variance	Variance	Budget
			\$'000	%	\$'000
Rates and Annual Charges	290,962	290,536	427	0.1%	332,242
User Charges and Fees	70,209	67,864	2,345	3.5%	141,803
Interest and Investment Revenue	2,534	2,105	429	20.4%	4,420
Other Revenues	6,253	6,269	(16)	(0.3%)	14,934
Grants and Contributions Provided for Operating Purposes	17,054	16,739	315	1.9%	49,491
Net Gains from the Disposal of Assets	922	-	922		-
Income from continuing operations (excluding capital income)	387,934	383,512	4,422	1.2%	542,890
Grants and Contributions Provided for Capital Purposes	21,603	19,916	1,687	8.5%	47,532
Income from continuing operations (including capital income)	409,537	403,428	6,109	1.5%	590,422

Income variations compared to YTD budgets are explained below:

- Rates and Annual Charges – on track, with a minor timing variance of \$0.4M (0.1%).
- User Charges and Fees – the favourable operating income variance of \$2.3M (or 3.5% of YTD budget) is largely due to the relaxation of COVID-19 restrictions that has resulted in business areas across Council rebounding faster than originally forecast. A summary of the YTD variations is as follows:
 - \$1.6M favourable variance in user charges and fees at Leisure Centres and Pools where usage has returned at a quicker rate than forecast.
 - \$0.9M favourable Holiday Park Fees where occupancy has rebounded faster than forecast in COVID-19 modelling.
 - \$0.7M favourable variance in RMS User Charges.
 - \$0.6M favourable Childcare Fees. \$0.4M was forecast unfavourable impact due to COVID19 in the first half of 2020-21. However, utilisations have not been impacted as forecast.
 - \$0.3M favourable variance private works receipts.
 - \$0.3M favourable variance Development Assessment.

The following income streams are trending unfavourable:

- \$1.2M unfavourable in water usage charges as demand was below forecast in December.
- \$0.8M unfavourable tipping fee income due to a decrease in commercial waste volumes being received at waste facilities and an increase in the number of kerbside pick-ups and the use of skip bins.
- \$0.2M unfavourable timing difference onsite sewer management fees.
- \$0.1M unfavourable parking fee income at Baker Street car park Gosford.

Budget adjustments have been proposed as part of this Q2 budget review for the permanent variations to income, including Leisure Centre and Pools, Child Care, Holiday Parks and Waste tipping fee income.

- Interest and Investment Revenue – is currently favourable to budget by \$0.4M (or 20.4% of YTD budget) and relates predominantly to unrealised gains on investments of \$0.3M. No budget adjustments are proposed to interest budgets in Q2 as the unrealised gains may not be a permanent variation. A further review will be undertaken in Q3.

Please refer to section 2.4 Cash and Investments for further information on Council's cash management outcomes.

- Other Revenues – on track, with a minor timing variance of \$16k (0.3%).
- Grants and Contributions Provided for Operating Purposes – the favourable operating income variance of \$0.3M (or 1.9% of YTD budget) relates to a favourable timing difference for the receipt of NSW State Library Subsidy \$0.8M, partially offset by an unfavourable variance in operating contributions of \$0.4M.

Quarterly Budget Review

- Gain on asset disposal - the YTD gains on disposal are from the disposal of Plant and Equipment (P&E) items (\$0.9M) that were not budgeted for. The gains offset the losses on disposal below of \$0.2M. A proposed budget adjustment to recognise the net gain/loss is included in this Q2 budget review.
- Grants and Contributions Provided for Capital Purposes – the favourable capital income variance of \$1.7M (or 8.5% of YTD budget) relates to favourable variances in capital grants of \$3.7M partially offset by an unfavourable variance in capital contributions of \$2.0M. The capital grants variation relates to Woy Woy Town Centre Wharf Upgrade and Roads and Transport projects.

The unfavourable variance of \$2.0M in developer contributions is made up of \$0.8M s64 Water and Sewer contributions, \$1.8M s7.11 contributions and a favourable variation in miscellaneous capital contributions of \$0.6M. Developer contributions are difficult to predict as contributions received are based on external development activity. A \$0.3M reduction to developer contribution income is proposed in this Q2 review and it is recommended to review this income source again at the end of Q3. As this is capital income it does not impact Council's operating result.

Budget amendments are proposed in sections 3.1 *Income and Expense Budget Review Statement* and 3.2 *Proposed Operating Budget Amendments*.

Expenditure Analysis

Operating expenditure as at 31 December 2020 is favourable to budget by \$17.0M (or 5.6% of YTD budget) as itemised below. This is as a result of structural reduction in materials and contracts and other expenses during Q2.

Expenses from Continuing Operations	YTD Actual	YTD Budget	YTD	YTD	Q1 Annual
	\$'000	\$'000	Variance	Variance	Budget
			\$'000	%	\$'000
Employee Benefits and On-costs	105,053	104,076	(977)	(0.9%)	251,861
Borrowing Costs	6,903	6,942	39	0.6%	16,572
Materials and Contracts (1)	46,733	57,441	10,708	18.6%	117,130
Depreciation and Amortisation	79,235	83,438	4,203	5.0%	171,606
Other Expenses	47,505	50,772	3,267	6.4%	100,821
Net Losses from the Disposal of Assets	206	-	(206)	-	-
Total expenses from continuing operations	285,636	302,669	17,033	5.6%	657,991
(1) - Includes Internal Charges / Expenses					

Operating expenditure variations compared to YTD budgets are explained below:

- Employee Costs – the unfavourable operating expenditure variance of \$1.0M (or 0.9% of YTD budget) in employee costs relates to overtime \$0.5M unfavourable, employee costs recovered from capital project unfavourable \$0.7M, partially offset by a favourable variance in other employee expenses such as super, payroll tax and medical costs of \$0.1M.
- Borrowing Costs – on track, with a minor timing variance of \$39k (0.6%).
- Materials and Contracts – the \$10.7M (or 18.6% of YTD budget) favourable operating expenditure variance is due to restraint on spending while maintaining delivery of essential services.

Proposed budget reductions of \$5.6M in Materials and Contracts expense are included as part of this Q2 budget review. Continued close scrutiny of all expenditure on Materials and Contracts will continue.

- Depreciation – the \$4.2M (or 5.0% of YTD budget) favourable year to date variance is expected to be absorbed when the capitalisation of assets from WIP continues in the second half of 2020-21.
- Other Expenses – the \$3.2M (or 6.4% of YTD budget) favourable operating expenditure variance is due to restraint

Quarterly Budget Review

on spending while maintaining delivery of essential services. Continued close scrutiny of all expenditure on Other Expenses will continue.

- Loss on asset disposal - the YTD losses on disposal are from the demolition of Adcock Park Netball Amenities and Clubhouse, Gosford \$0.4M and loss on disposal of plant and fleet items \$0.2M that were not budgeted. A proposed budget adjustment to recognise the net gain/loss is included in this Q2 budget review.

Details of the proposed budget amendments are in *Sections 3.1 Income and Expense Budget Review Statement and 3.2 Proposed Operating Budget Amendments*.

2.3 Capital Expenditure

Actual capital expenditure to 31 December 2020 was \$90.3M, compared to the YTD budget of \$104.6M resulting in a variance of \$14.3M. A summary of capital expenditure by Council Unit is detailed in Section 3.3 Capital Expenditure Report.

Council's capital works program was extensively reviewed in Q1 and reduced by \$53.3M, resulting in a revised 2020-21 full year capital works program of \$171.7M.

The proposed Q2 budget adjustment is a decrease of \$1.5M, resulting in a revised 2020-21 full year capital works program of \$170.3M.

Significant changes to the capital works program include:

Reductions

- Sewer Pump Station upgrade – Clarke Rd Norville - \$1.8M – project proceeding however to be delivered across multiple years. Budget included in 2021-22 draft program.
- Adelaide St Oval, Tumbi Umbi amenities upgrade - \$1.0M – project proceeding however to be delivered across multiple years. Budget included in 2021-22 draft program.

Increases

- Implementation of a consolidated property and rating system - \$1.0M – program previously delayed and now proceeding with a revised timeline
- Upgrade Rogers Park Amenities building \$0.5M – this is a multi-year project. Budget to be increased to allow procurement to commence.
- Ancillary equipment purchases - \$1.0M – replacement of equipment for lifeguards, fire trail maintenance subject to regular failure, to reduce risk and operational disruption
- Malinya Road Shared Path Construction - \$0.9M – new grant funding under Local Roads and Community

Details of proposed capex adjustments for 2020-21 can be found at *Section 3.4 Proposed Capital Budget Adjustments*.

Council has not purchased any assets for the quarter ended 31 December 2020 that are not already included in the current budget.

Stronger Communities Fund

The Stronger Communities Fund was established by the NSW Government to provide amalgamated councils with funding to kick start the delivery of projects that improve community infrastructure and services.

The fund includes allocating \$1.0M in grants of between \$10,000 and \$50,000 to incorporated not-for-profit community groups, for projects that build more vibrant, sustainable and inclusive local communities.

Quarterly Budget Review

Project	Funding from Stronger Communities Grants \$'000	2016-20 Actual Spend \$'000	2020-21 YTD Spend \$'000	2020-21 Budget \$'000	Balance remaining \$'000
Austin Butler Oval and Woy Woy Tennis Amenities Redevelopment	900	1,354	-	-	-
Children's Services - Playground Renovation/Upgrade - Umina	68	68	-	-	-
Children's Services - Playground Renovation/Upgrade - Niagara Park	55	70	-	-	-
Peninsula Leisure Centre – Starting Blocks and Electronic Timing System	135	181	-	-	-
Alan Davidson Oval Drainage and Irrigation System Installation	349	299	-	-	-
Terrigal CBD Traffic Flow Improvements	2,209	2,507	-	-	-
Avoca Beach Foreshore Protection Works Stage 1	2,808	2,864	-	-	-
Elfin Hill Road Foreshore Stabilisation	470	535	-	-	-
Augmentation of San Remo BMX facility	640	804	-	-	-
Disability Matters	800	515	23	23	262
Access and Inclusion Upgrades to Community Facilities	580	38	-	-	542
Community Grant Program	1,000	1,064	-	-	-
Reconstruct Greenfield Road	1,800	2,760	-	60	-
Install HMAS Adelaide Mast	66	7	-	65	59
Carpark remediation Davistown Progress Association	65	129	6	-	-
Floodlight installation at Hylton Moore Baseball Park	234	245	-	-	-
	12,179	13,440	29	148	863

Quarterly Budget Review

Special Rate Variation (SRV) projects former Wyong Local Government Area

In June 2013, the former Wyong Shire Council was successful in gaining approval from the Independent Pricing and Regulatory Tribunal (IPART) for an SRV to address Council's infrastructure asset backlog within the former Wyong local government area.

When IPART approved the SRV one of the requirements was for Council to report on the results achieved from the use of these funds. The works undertaken will improve the condition of roads, bridges, footpaths, buildings, sports facilities and information management and technology assets to ensure they are 'satisfactory' in terms of being safe and fit for community and staff use.

Council determines a list of works to be undertaken on an annual basis with the SRV funds in accordance with its Asset Management Strategy. These works may change during the year due to factors such as changes in asset deterioration rates, weather conditions and alternate funding sources becoming available. In such cases other SRV projects may be brought forward from future years or alternate SRV projects may be completed. All changes are reported to Council and the community so there is full transparency to ensure the funds are being spent for the purpose they were raised.

Council originally adopted an SRV capital works program of \$6.2M for 2020-21. After the proposed Q2 budget adjustment the SRV capital works program is \$3.6M.

Actual capital expenditure on SRV projects is \$2.6M as at 31 December 2020.

The table below details the progress of the 2020-21 SRV projects for this quarter.

* for proposed budget change information please refer to *Section 3.4 Proposed Capital Budget Adjustments*.

Quarterly Budget Review

CSP Ref	Project	YTD Actual Spend \$'000	Approved Budget \$'000	Proposed Q2 Budget \$'000	Status
Green		5	108	108	
G034.2020-21	Upgrade of Asset Protection Zone at Watanobbi	5	108	108	On Target
Responsible		2,372	3,324	2,917	
R15.2020-21	Lakedge Ave - Drainage Upgrade Stage 1	466	704	574	Scope reduced
Q1	Design and upgrade Nirvana Street and Stella Street intersection	2	6	6	Complete
R289.2020-21	Murrawal Road Road Upgrade with Drainage - Design	122	340	160	Partially deferred
R114.2020-21	Eloora Rd - Road Upgrade Stage 3	77	-	77	Project no longer proceeding at this time.
Q1	Evans Rd and Oleander Rd - Intersection Upgrade	15	15	15	Project nearing completion
R312.2020-21	Fowlers Bridge - Timber Bridge Replacement	50	103	103	On Target
R78.2020-21	Kala Ave and Walu Ave - Road Upgrade Stage 1 and 2	586	1,055	825	Partially deferred
R16.2020-21	Lakedge Ave - Road Upgrade Stage 1	661	764	764	On Target
R113.2020-21	Eloora Rd - Drainage Upgrade Stage 3	13	-	13	Project no longer proceeding at this time.
R315.2020-21	Ocean Pde - Drainage Outlet Upgrade	380	337	380	Complete
Liveable		150	322	545	
L218.2020-21	Bill Sohler Ourimbah Tennis Facility resurfacing	31	100	100	On Target
Q1	Play space 20 year Renewal Program - design and construction of District Play Space at Wallarah Point Peace Park	1	1	1	Complete
Q1	EDSACC Masterplan. Program of rolling works projects to renew and upgrade the existing asset	20	21	21	Complete
Q1	Lake Munmorah District Skate Park Investigation and Design - Incl Carpark	97	200	200	On Target
Q2	Toukley Neighbourhood Centre - Roof replacement	-	-	150	
Q2	East Gosford Potters - roof replacement	-	-	73	
Total		2,526	3,754	3,570	

Quarterly Budget Review

2.4 Cash and Investments

Cash flows during the quarter were managed through maturities and investments in new term deposits and cash at call account, investments for the quarter recorded an increase of \$71.5M, and Council's transaction account recorded net cash inflow of \$96.6M.

Council's transactional bank accounts are reconciled daily whilst cash management and investment holdings are reconciled monthly. All accounts have been fully reconciled as at 31 December 2020.

Balances as at 31 December 2020 are shown below.

Cash and Investment Balances as at 31 December 2020	\$'000
Total cash on Hand (Transactional)	119,910
Cash at call – cash management	58,437
Investments in term deposits and floating rate notes	312,694
Total Investment Portfolio	371,131
Closing cash and investments	491,041

Council operates in accordance with approved investment policies that comply with s. 625 of the *Local Government Act 1993*, and cl. 212 of the *Local Government (General) Regulation 2005*. Investments are placed and managed in accordance with this policy and having particular regard to the Ministerial Investment Order issued February 2011 and Division of Local Government (as it was then known) Investment Policy Guidelines published in May 2010.

Council's investments (comprised of deposit accounts, floating rate notes and term deposits) continue to be conservatively managed to ensure that value is added to the fixed interest portfolio. The value of investment securities and call deposit accounts *excluding* transactional accounts, at 31 December 2020 was \$371.1M. YTD returns were 1.15%, which is above the BBSW benchmark of 1.02%. Total net return for the quarter ending December 2020 was \$1.0M consisting of interest earnings.

The investment portfolio is concentrated in AA above (59.77%), A (35.88%) and BBB (4.08%). The investments in AA are of a higher credit rating and BBB represented the best returns at the time of investment within Policy guidelines. Financial institutions issuing fixed income investments and bonds are considered investment grade (IG) if its Long-Term credit rating is BBB or higher by Standard and Poor (S&P).

Council continues to monitor the portfolio and manage investments taking into consideration credit ratings of financial institutions, interest rates offered for the maturity dates required and the amount of our investment portfolio already held with each financial institution.

Breakdown of the investment portfolio by investment class as at 31 December 2020:

Investment Class	Balance at 31 Dec 2020 \$'000
Cash at Call	58,437
Term Deposits including Floating Rate Notes (FRN)	312,694
Closing investment portfolio	371,131
YTD Returns	1,012
YTD Returns %	1.15%
Benchmark BBSW	1.03%

Quarterly Budget Review

Cash Flow Statement

Central Coast Council

Statement of Cash Flows

for the Quarter ended 31 December 2020

\$'000	Actual Q2 2020-21
Cash flows from operating activities	
<u>Receipts</u>	
Rates and Annual Charges	96,088
User Charges and Fees	50,847
Interest and Investment Income	674
Grants and contributions	23,108
Bonds & Deposit Amount Received	368
Other Revenues	11,197
<u>Payments</u>	
Employee Benefits and On cost	-43,660
Materials and Contracts	-27,644
Borrowing Costs	-5,119
Bonds & Deposit Amount Paid	-275
Other expenses	-38,759
Net cash provided (or used in) operating activities	66,825
Cash flows from Investing activities	
<u>Receipts</u>	
Sale of Investment Securities	60,000
Sale of Infrastructure, Property, Plant and Equipment	-43,753
<u>Payments</u>	
Purchase of Investment Securities	-131,454
Purchase of Infrastructure, Property, Plant and Equipment	1,462
Net cash provided (or used in) Investing activities	-113,745
Cash flows from Financing activities	
<u>Receipts</u>	
Proceeds from borrowing and advances	150,000
<u>Payments</u>	
Repayment of borrowing and advances	-6,516
Net cash provided (or used in) Financing activities	143,484
Net increase/(decrease) in cash and cash equivalents	96,564
Plus: cash and cash equivalents – beginning of period	23,346
Cash and cash equivalents – end of the Period	119,910
plus: Investments on hand – end of Period	371,131
Total cash, cash equivalents and investments	491,041

Quarterly Budget Review

2.5 Contracts and Other Expenses

Major Contracts

The following significant contracts were entered during Q2:

Contractor	Contract Detail and Purpose	Contract Value \$	Commencement Date	Duration of Contract	Budgeted (Y/N)
ERM Business Power Retail Pty Ltd	CPA/3593 - Large Market Electricity	10,847,759	01/01/20	11 months	Y
ERM Business Energy	CPA/3594 - Small Market Retail Electrical	2,635,438	01/01/20	11 months	Y
ERM Business Energy	CPA/3595 - Street Lighting for Central Coast Council, Various locations	1,907,962	01/01/20	23 months	Y
Growth Civil Landscapes Pty Ltd	CPA/3131 - Sun Valley Park Regional Play Space and Car Park Construction	1,264,520	14/12/20	4 months	Y
Robson Civil Projects Pty Ltd	CPA/3328 - Sewer Pump Station CH27 Construction, Warnervale Town Centre	1,049,698	09/11/20	7 months	Y
Concrete Skateparks Pty Ltd	CPA/3384 - Design and Construction Narara Skatepark	750,000	10/12/20	7 months	Y
Grant Thornton Australia Limited	CPA/3599 - Financial Management Services - Design and Implementation of Financial Plan	650,000	22/10/20	6 months	Y
Sydney Water	CPA/3591 - Water Analysis for Treatment Plants and Catchment - Sydney Water	500,000	22/10/20	10 months	Y
Pensar Water Pty Ltd	CPA/3603 - Sewer Gravity Main Amplification - Riverside Park, West Gosford	391,757	16/10/20	1.5 months	Y
Weston Energy Pty Ltd	CPA/3596 - Natural Gas Services	300,927	01/07/20	29 months	Y
Mattress Recycle Australia Ltd	CPA/2960 - Interim Collection, Processing and Reporting of Waste Mattresses from Woy Woy Waste Management Facility	250,000	01/12/20	6 months	Y

Quarterly Budget Review

Contractor	Contract Detail and Purpose	Contract Value \$	Commencement Date	Duration of Contract	Budgeted (Y/N)
Woolcott Research Pty Ltd	CPA/3334 - Market Research and Community Engagement- 2031 IPART submission and integrated Water Resource Plan	240,000	13/11/20	12 months	Y
BMX Tracks Australia	CPA/3326 - BMX Track Upgrade, Terrigal	229,579	10/11/20	4 months	Y
Central Coast Asphalt Pty Ltd	CPA/3332 - Construction of Shared Path in Foreshore Reserve - Stage 2A - Tuesday Street to Monday Street Tuggerawong	229,292	06/10/20	2 months	Y
Oracle CMS	CPA/3124 - After Hours Customer Call Centre Services	229,252	15/12/20	24 months	Y
GHD Pty Ltd	CPA/3552 - Dam Safety Engineer - Specialist Consultancy Engagement	218,500	06/11/20	19 months	Y
Rees Electrical Pty Ltd	CPA/3420 - Sportsground Lighting Upgrade, Kanwal Oval	210,000	09/12/20	5 months	Y
LMS Energy Pty Ltd	CPA/3396 - Landfill Gas Extraction Infrastructure at Woy Woy Waste Management Facility	200,000	07/10/20	7 months	Y
Eilbeck Cranes	CPA/3286 - Crane Maintenance Contract - Works Depots	180,000	19/10/20	3 months	Y
Trility Solutions Australia Pty Ltd	CPA/3231 - Servicing of Chlorine Gas Systems maintenance of Water Sewerage Treatments Plants and Network Sites	180,000	07/12/20	36 months	Y
Nexia Sydney Audit Pty Limited	CPA/3634 - Financial Review and Audit Services for Chief Financial Officer	170,000	01/12/20	4 months	Y
KPMG Australia	CPA/3602 - Forensic Financial Audit Phase 1 and 2	160,000	26/10/20	8 months	Y
Excom Civil Pty Ltd	CPA/3387 - Construction of Hostile Vehicle Mitigation Measures (HVM) - The Entrance - Stage 2	156,670	06/10/20	2 months	Y
Moduplay Group Pty Ltd	CPA/3238 - Play space Upgrade - Halekulani Oval	156,000	06/12/20	6 months	Y

Quarterly Budget Review

Contractor	Contract Detail and Purpose	Contract Value \$	Commencement Date	Duration of Contract	Budgeted (Y/N)
Clayton Utz	CPA/3601 - The provision of legal services regarding Central Coast Council finances	150,000	26/10/20	8 months	Y
Litoria ERS Pty Ltd	CPA/3287 - Passive Saltmarsh Rehabilitation - Tuggerah Lakes	150,000	16/12/20	39 months	Y

2.6 Consultancy and Legal Expenses

A consultant is a person or organisation engaged under contract on a temporary basis to provide recommendations or high-level specialist or professional advice to assist decision making by management. Generally, it is the advisory nature of the work that differentiates a consultant from other contractors.

The following table shows operating expenditure year to date (YTD) for consultants and external legal fees.

Operating Expense	YTD Actual \$'000	Budgeted Yes/No
Consultants	5,477	Yes
Legal Fees	438	Yes

Quarterly Budget Review

Financial Schedules and Proposed Adjustments

3.1 Income and Expense Budget Review Statement

The table below outlines the impact of the proposed operating budget amendments and the projected year end result for the 2020-21 financial year.

Consolidated Income Statement	December Year To Date				Proposed Q2 Changes			
	Actuals \$'000	Budget \$'000	Variance \$'000	Variance %	Original Budget \$'000	Q1 Full Year Annual Budget \$'000	Q2 Proposed Adjustments \$'000	Q2 Proposed Year End Forecast \$'000
Operating Income								
Rates and Annual Charges	290,952	290,536	427	0.1%	335,480	332,242		332,242
User Charges and Fees	70,209	67,864	2,345	3.5%	142,812	141,803	1,617	143,420
Interest & Investment Revenue	2,534	2,105	429	20.4%	10,340	4,420		4,420
Other Revenue	6,253	6,269	(15)	(0.3%)	14,893	14,934	271	15,205
Operating Grants and Contributions	17,054	16,739	315	1.9%	47,512	49,491	481	49,972
Gain on Disposal	922	-	922		-	-	922	922
Total Income Attributable to Operations	387,934	383,512	4,422	1.2%	551,037	542,890	3,291	548,181
Operating Expenses								
Employee Costs	105,053	104,076	(977)	(0.9%)	200,870	251,861	226	252,087
Borrowing Costs	6,903	6,942	39	0.6%	15,036	16,572		16,572
Materials & Contracts	46,733	57,441	10,708	18.6%	107,037	117,130	(5,591)	111,539
Depreciation and Amortisation	79,235	83,438	4,203	5.0%	141,732	171,806		171,606
Other Expenses	47,505	50,772	3,267	6.4%	99,756	100,821	311	101,132
Loss on Disposal	206	-	(206)		-	-	635	635
Total Expenses Attributable to Operations	285,636	302,669	17,033	5.8%	564,434	657,991	(4,419)	653,572
Operating Result before Capital Amounts	102,298	80,843	21,455	26.5%	(13,397)	(115,101)	7,710	(107,391)
Capital Grants and Contributions	21,603	19,916	1,687	8.5%	39,287	47,532	(298)	47,234
Grants and Contributions Capital Received	21,603	19,916	1,687	8.5%	39,287	47,532	(298)	47,234
Net Operating Result	123,901	100,759	23,143	23.0%	25,890	(67,569)	7,412	(60,157)

This table forms part of Central Coast Council's quarterly budget review for the quarter ended 31 December 2020 and should be read in conjunction with sections 2.1 to 2.6 of this report.

Quarterly Budget Review

3.2 Proposed Operating Statement Budget Amendments

The following budget amendments are proposed as part of this Q2 budget review.

Proposed Operating Statement Budget Amendments	Impact by Major Account Category			
	Capital Revenue	Operating Revenue	Operating Expense	Operating Movement
	+ve Incr. (-ve) Decr. \$'000	+ve Incr. (-ve) Decr. \$'000	+ve Incr. (-ve) Decr. \$'000	Excluding Capital \$'000
Original budget	39,287	551,037	564,434	(13,397)
Q1 year end forecast	47,532	542,890	657,991	(115,101)
Proposed Adjustments Q2 Budget Review				
User Charges and Fees \$1.6M favourable				
Holiday Parks additional revenue as occupancy rates have recovered faster than anticipated in original COVID modelling - \$0.8M				
Leisure Centres and Pools additional revenue as usage of the facilities has recovered faster than anticipated in original COVID modelling - \$0.8M				
Education and Care additional revenue as utilisations have not been affected to the extent forecast in original COVID modelling - \$0.5M				
Roads Maintenance additional restoration income - \$0.2M				
Waste Services reduced income from tipping fees due to reduced tonnages being received at Waste facilities - (\$0.6M)				
		1,617		1,617
Other Revenue \$0.3M favourable				
Waste Services additional income from scrap metal sales - \$0.3M				
		271		271
Operating Grants and Contributions \$0.5M Favourable				
Environmental Management recognition of grant funds for Priority Action CZMP Umina Beach project \$0.1M and Wamberal Seawall Planning \$0.2M				
Water and Sewer contribution towards the operating costs of Odour Dosing Unit at Berkeley Vale \$0.1M and Employment and Training Program grants \$10k				
Strategic Planning additional grant income for 'Green Grid' Project \$0.1M				
The grants and contributions listed above are offset by additional matching expenditure.				
		482		482
Gain on Disposal \$0.9M favourable				
Plant and Fleet recognition of gain on disposal of plant and fleet items during the first half of 2020-21 - \$0.9M				
		922		922

Quarterly Budget Review

Proposed Operating Statement Budget Amendments	Impact by Major Account Category			
	Capital Revenue	Operating Revenue	Operating Expense	Operating Movement
	+ve Incr. (-ve) Decr. \$'000	+ve Incr. (-ve) Decr. \$'000	+ve Incr. (-ve) Decr. \$'000	Excluding Capital \$'000
Proposed Adjustments Q2 Budget Review				
Employee Costs \$0.2M Unfavourable Minor adjustments in Facilities and Asset Management a \$0.1M increase to overtime budgets, offset by a reduction in external contractor expenses and Child Care \$0.2M which is a correction of Q1 adjustment for employee costs in Child Care in relation to the care of children with special needs, offset by income			226	(226)
Materials & Contracts \$5.0M Favourable Identification of materials and contracts savings across the organisation \$8.0M Offset by a reduction of \$3.0M in the amount of internal expenditure being recovered from capex as a result of the reduction to the 2020-21 capex program. This is predominantly plant and fleet expenditure \$2.3M and internal road reseal works \$0.6M			(5,591)	5,591
Other Expenses \$0.3M Unfavourable Adjustments proposed to many line items within Other Expenses, including : IM & T reduction in software licence costs and fixed data costs \$0.8M Mayoral and Councillor expenses reduction of \$0.4M Insurance costs annual forecast expenditure reduced by \$0.3M Reduction in event and promotional expenses in Connected Communities due to the cancellation of events and programs due to COVID restrictions \$0.3M Street Lighting reduction in budget forecast of \$0.2M State Debt Recovery fee reduction \$0.2M as credit management activities have been wound back due to COVID EPA Levy reduction in forecast budget due to reduced waste tonnages received at Waste facilities \$0.2M Holiday Parks Contractor commission increase of \$0.2M due to occupancy rates Bank charges increase of \$0.3M due to continued increased usage of online banking services Electricity increase of \$1.1M mainly due to increased pumping at water pump stations as a result of recent wet weather Civil Liability Damages , Supreme Court matter that was unbudgeted \$1.1M			311	(311)
Loss on Disposal \$0.6M unfavourable Loss on Disposal (demolition) of Adcock Park Netball Amenities and Clubhouse, Gosford \$0.4M and loss on disposal of plant and fleet items \$0.2M.			635	(635)
Capital Grants and Contributions \$0.3M unfavourable Reduction in S7.11 developer contribution forecast income for 2020-21.	(298)			-
Q2 proposed budget adjustments	(298)	3,292	(4,419)	7,711
Q2 annual budget	47,234	546,182	653,572	(107,390)

This table forms part of Central Coast Council's quarterly budget review for the quarter ended 31 December 2020 and should be read in conjunction with sections 2.1 to 2.6 of this report.

Quarterly Budget Review

3.3 Capital Expenditure Report

The original budget is based on the 2020-21 operational plan adopted by Council.

Council department	Original Budget	Adopted changes for Q1	Proposed changes for Q2	Proposed Full Year budget	Actuals YTD- Dec 2020	Budget YTD - Dec 2020	YTD Actuals / Budget
	\$'000	\$'000	\$'000	\$'000	\$'000	\$'000	\$'000
Chief Financial Officer	5,500	(2,024)	(221)	3,255	580	510	113.7%
Chief Information Officer	21,750	(10,496)	-	11,254	7,870	10,006	78.7%
Connected Communities	16,638	(9,157)	(170)	7,311	3,390	4,314	78.6%
Environment and Planning	22,738	(700)	(1,069)	20,969	8,726	10,473	83.3%
Innovation and Futures	6,313	(374)	-	5,939	5,151	5,525	93.2%
Roads Transport Drainage and Waste	71,263	(10,479)	-	60,784	26,288	30,739	85.5%
Water and Sewer	80,788	(20,022)	(10)	60,756	38,335	43,056	89.0%
TOTAL	224,990	(53,251)	(1,469)	170,269	90,340	104,624	86.3%

3.4 Proposed Capital Budget Amendments

The table below lists the projects which have had budget changes requested as part of the Q2 budget review.

Project Number	Project Description	Approved Full Year Budget	Proposed change	Proposed Full Year Budget	Reason for change	Grants	Contributions	Restrictions	General Revenue
Budget reallocation between projects									
16884	Magenta Shared Pathway Open Space	25	15	40	Savings transferred to cover project management fees	-	-	-	15
22580	Upgrade amenities at Heazlett Park	139	(15)	124		-	-	-	(15)
21946	South Tacoma Boat Ramp design Grant - Boating Now	26	(26)	-	Two project numbers used for the same job	(26)	-	-	-
22485	Upgrade South Tacoma boat ramp, jetty and carpark	63	26	89		26	-	-	-
24498	Installation of Public Art acknowledging the Indigenous people of the Central Coast at the Gallery	-	6	6	Savings transferred to cover project management fees				6
25178	Scoping project to look at possible future expansion of the Laycock Street Theatre	45	(6)	39					(6)
24639	Upgrade to disabled and public toilets at Memorial Park	150	(150)	-	Toukley Neighbourhood requires a new roof due to water leaks and mould issues. It is beyond repair and requires replacement.				(150)
25916	Toukley Neighbourhood Centre - Roof replacement		150	150					150
25711	Embellishment of Presidents Hill Reserve	50	(6)	44	Two project numbers used for the same job	-	(6)	-	-
25835	Presidents Hill Fire Trail	75	6	81		-	6	-	-
25494	Local Library Priority Grant 2020-21	59	(59)	-		(59)	-	-	-

Project Number	Project Description	Approved Full Year Budget	Proposed change	Proposed Full Year Budget	Reason for change	Grants	Contributions	Restrictions	General Revenue
25892	Gosford Program Room Upgrade		9	9	Transferred \$39.1K to Operational budget and created individual projects for the Capital works	9			-
25893	Tuggerah Library Blinds		3	3		3			-
25894	Customer Satisfaction Survey Kiosk		8	8		8			-
25547	Drainage Design Program 2020-21	550	(150)	400	Individual projects created	-	(150)	-	-
25367	Road Design Program 20-21	550	(160)	390		-	(160)	-	-
25899	Batley St North - Road Upgrade Design		15	15		-	15	-	-
25900	Grandview St - Bonnieview St - Intersection Upgrade Design		50	50		-	50	-	-
25901	Grandview St - Waterview St - Pedestrian Refuge Design		15	15		-	15	-	-
25902	Mann St - Vaughan St - Drainage upgrade Design		30	30		-	30	-	-
25903	Ocean Pde - Boondilla Rd - Intersection upgrade Design		50	50		-	50	-	-
25904	Ocean Pde - Richard St - Intersection upgrade Design		25	25		-	25	-	-
25905	Tuggerah Pde - Archbold Rd - Intersection upgrade Design		25	25		-	25	-	-
25906	Virginia Rd - Road Upgrade		50	50		-	50	-	-
25907	Wamervale Rd - Road Upgrade		50	50		-	50	-	-

Project Number	Project Description	Approved Full Year Budget	Proposed change	Proposed Full Year Budget	Reason for change	Grants	Contributions	Restrictions	General Revenue
24513	Minor Transport Improvement Program	-	89	89	Expenditure incorrectly captured. Budget reallocation to reflect actuals	-	-	-	89
25611	Minor Transport Improvement Program 2020-21	400	(57)	343		-	-	-	(57)
25805	Elgata Avenue Road upgrade - North Avoca Grant	-	10	10		10	-	-	-
25806	View Street Road upgrade - North Avoca Grant	-	3	3		-	-	-	3
25419	Gosford Town Centre - Stage 1 Upgrades	100	-	100	To be funded from restricted assets	-	(100)	100	-
25421	Terrigal Town Centre: Fencing Upgrade	138	-	138	To be funded from restricted assets	-	(138)	138	-
25423	Woy Woy Public Art Installation	30	-	30	To be funded from restricted assets	-	(30)	30	-
Total budget reallocations		2,400	5	2,405		(29)	(268)	268	35
Increase in capital works budget									
15805	Replace Vacuum Stations WS29 & WS30 2012-13	-	4	4	Costs relate to outstanding invoices from prior year	-	-	-	4
15809	Sewerage System Low Pressure Installation - South Tacoma	18	8	26	Additional costs incurred for project placed on hold in Q1.	-	-	-	8
16233	Water Trunk Main Flow Meter Pit Upgrades - Region Wide	40	3	43	Project complete - minor additional restoration costs incurred after budget review	-	-	-	3
16396	Water Pumping Station Kiosk Replacement - Brooke Ave Killarney Vale	35	1	36	Additional costs incurred for project placed on hold in Q1.	-	-	-	1

Project Number	Project Description	Approved Full Year Budget	Proposed change	Proposed Full Year Budget	Reason for change	Grants	Contributions	Restrictions	General Revenue
17245	BWMF Community Recycling Centre	30	55	85	Multi-year fully grant funded project has been completed under budget. Council has obtained approval to do additional works to upgrade public waste and transfer signage with savings.	55	-	-	-
19283	Sewage Treatment Plant Digester Renewal - Kincumber	39	2	40	Project complete - minor additional restoration costs incurred after budget review	-	-	-	2
19320	Sewer Pump Station and Main Upgrade - Riverside Park West Gosford	419	17	436	Project complete - minor additional restoration costs incurred after budget review	-	-	-	17
20045	A - Ancillary Equipment	-	1,000	1,000	Regular failure of minor equipment leading to unacceptable levels of risk and operational disruption (i.e. lifeguard equipment / fire trail maintenance etc).				1,000
20630	Umina Beach - The Esplanade - Shared Zone With Threshold Treatment, Signage and Linemarking - Design	-	45	45	New grant funding received to address safety concerns.	45	-	-	-
20759	Sewage Treatment Plant Major Augmentation Works - Charmhaven	101	11	112	Additional costs incurred for project placed on hold in Q1.	-	11	-	-
20761	Sewer System Bolt Down Cover Installation - Coastal System	8	174	182	Additional costs incurred for project placed on hold in Q1.	-	174	-	-
20763	Sewer Siphon System Refurbishment - Springfield Rd Erina	82	12	94	Project complete - minor additional restoration costs incurred after budget review	-	12	-	-
20772	Sewer Pump Station Upgrade - Lakeside Dr MacMasters Beach	-	35	35	Additional costs incurred and costed incorrectly. Costs to be moved to this project after Q2.	-	-	-	35
20775	Sewer Pump Station Renewal - Cowper Road Umina Beach (OB4)		1	1	Additional costs incurred and costed incorrectly. Costs to be moved to this project after Q2.				1
20777	Sewer Pump Station Upgrade - Victory Pde Tascott	21	243	264	Additional costs incurred and costed incorrectly. Costs to be moved to this project after Q2.	-	-	-	243
20780	Sewer Gravity Main Augmentations - Region Wide	24	2	26	Additional costs incurred for project placed on hold in Q1.	-	2	-	-

Project Number	Project Description	Approved Full Year Budget	Proposed change	Proposed Full Year Budget	Reason for change	Grants	Contributions	Restrictions	General Revenue
20783	Kincumber Sewage Treatment Plant - Building Refurbishment	6	2	8	Additional costs incurred for project placed on hold in Q1.	-	-	-	2
20804	Mangrove Mountain - Mangrove Creek Dam - Upgrade Fire Trails	4	11	15	Additional costs incurred for project placed on hold in Q1.	-	-	-	11
20807	Reservoir Exterior Repairs - Beatties Rd Green Point	137	11	147	Project complete - minor additional restoration costs incurred after budget review	-	-	-	11
20819	Reservoir Generator Purchase and Installation - Region Wide	22	1	23	Project complete - minor additional restoration costs incurred after budget review	-	-	-	1
20824	Region Wide - Replacement Of Defective Stop Valves	32	33	65	additional costs relate to emergency reactive replacement of failed asset and will be offset in Q2	-	-	-	33
20830	Water Valve Replacement - Main Rd Toukley	14	4	18	Additional costs incurred for project placed on hold in Q1.	-	-	-	4
20849	Dam Crest Replacement and Remediate Dam Face - Mooney Mooney Dam Somersby	20	4	24	Additional costs incurred for project placed on hold in Q1.	-	-	-	4
21835	Water Service Connection -South 2	350	510	860	Costs have been incurred for new customer funded water connections.	-	-	-	510
21967	Streambank Rehab Wyong River - TLE&C IYLPE57028	1	3	4	Prior year costs	-	-	-	3
22001	Dam Upgrades to Access Shaft & Lower Chamber System - Boomerang Creek Portal	-	10	10	Additional costs incurred and costed incorrectly. Costs to be moved to this project after Q2.	-	-	-	10
22261	Water Pump Station Upgrade - Wards Hill Rd Killcare Heights	25	1	26	Additional costs incurred for project placed on hold in Q1.	-	-	-	1
22400	Workshop Equipment	18	11	29	Regular failure of workshop equipment leading to unacceptable levels of risk and operational disruption	-	-	-	11
22631	Sewer Hydraulic Model Calibration Stage 2 - Region Wide	39	7	46	Additional costs incurred for project placed on hold in Q1.	-	7	-	-

Project Number	Project Description	Approved Full Year Budget	Proposed change	Proposed Full Year Budget	Reason for change	Grants	Contributions	Restrictions	General Revenue
22637	Sewage Treatment Plant Installation of Aeration Mixers - Kincumber	-	2	2	Additional costs incurred for project placed on hold for 2020/21. Project will recommence in future years	-	-	-	2
22640	Sewer Flow Monitoring and Gauge Installations - Region Wide	-	1	1	Additional costs incurred for project placed on hold for 2020/21. Project will recommence in future years	-	-	-	1
22656	Dam Spillway and Upgrades - Mangrove Creek Dam Kulnura	419	70	489	Budget rephasing of large multi year project	-	-	-	70
22668	Upgrade Mooney Dam fibre link	-	61	61	Costs incurred in 2019/20 FY. Invoicing delay	-	-	-	61
22679	Sewer Rising Main Upgrade - Bungary Road Norah Head (TO08A)	2	1	4	Additional costs incurred for project placed on hold in Q1.	-	1	-	-
22682	Dam Survey Network upgrade - Mooney Mooney Dam Somersby	-	4	4	Additional costs incurred for project placed on hold for 2020/21. Project will recommence in future years	-	-	-	4
22684	Sewer Pump Station Upgrade - Lakedge Ave Berkeley Vale (WS36)	19	4	23	Additional costs incurred for project placed on hold in Q1.	-	-	-	4
22704	Implement Enterprise Search and Compliance software	53	8	61	Increasing to cover late costs	-	-	-	8
22713	Implement a consolidated property and rating system	2,655	1,000	3,655	Program delayed through resource loss, environmental factors; and a number of incomplete critical path activities. A revised timeline and phased deployment to reduce Business risk.	-	-	-	1,000
23650	Construct MacMaster Beach seawall	15	6	21	Corrections to move operational expenditure to Capex and additional unbudgeted expenditure for AHIP permit	-	-	-	6
23696	Refurbish The Entrance Visitor Information Centre	-	9	9	Budget increase to cover project management cost incurred prior to project being deferred to future program.	-	-	-	9
23774	Sewage Treatment Plant Clarifier 3 Refurbishment - Bateau Bay	39	6	45	Additional costs incurred for project placed on hold in Q1.	-	-	-	6

Project Number	Project Description	Approved Full Year Budget	Proposed change	Proposed Full Year Budget	Reason for change	Grants	Contributions	Restrictions	General Revenue
23780	Network and Automation Remote Telemetry Unit Replacement - Region Wide	162	63	225	Costs incurred in 2019-20. Invoicing delay	-	-	-	63
23782	Sewer Reactive and Program Planning - Region Wide	171	194	365	Reactive allocation for emergency replacements budget phasing are estimates only based on previous years expenditure	-	-	-	194
23788	Water Reactive and Program Planning - Region Wide	170	13	183	Reactive allocation for emergency replacements budget phasing are estimates only based on previous years expenditure	-	-	-	13
23827	Anita Ave - Road Safety Facilities	18	2	19	Project completed with minor over expenditure	-	-	-	2
23831	Coonanga Ave - Road Upgrade Design	10	3	13	Project completed with minor over expenditure	-	-	-	3
24157	Nichols Ave - Drainage Upgrade Design	10	4	14	Project completed with minor over expenditure	-	-	-	4
24160	Tuggerawong Rd - Road Upgrade Design	10	3	13	Project completed with minor over expenditure	-	-	-	3
24199	Design and construct Local Playspace Pinyari Park Kincumber	3	11	14	Grant underspend. Additional works to be undertaken with remaining funds.	11	-	-	-
24202	Upgrade Rogers Park Amenities Building	900	450	1,350	Budget to be increased to allow procurement to progress on this multi-year project	-	450	-	-
24258	Water Treatment Plant Major Electrical Renewal - Mardi	645	141	786	Project to recommence after being placed on hold in Q1 due to risks in not proceeding	-	-	-	141
24259	Water Valve Replacement - Woy Woy	204	14	218	Project complete - minor additional restoration costs incurred after budget review	-	-	-	14
24262	Water and Sewer Asset and Network Security Installations - Region Wide	56	16	72	Additional costs incurred for project placed on hold in Q1.	-	-	-	16
24577	30-106 - Sewer LPSS Vacuum System - Minor Asset Renewal/Replace Programs	137	43	180	additional costs relate to emergency reactive replacement of failed asset and will be offset in Q2	-	-	-	43

Project Number	Project Description	Approved Full Year Budget	Proposed change	Proposed Full Year Budget	Reason for change	Grants	Contributions	Restrictions	General Revenue
24643	20-118-1 - Annual Water Meter Replacement Program - Region Wide	-	6	6	Additional costs incurred for 2019/20 annual program	-	-	-	6
24670	Carlton Rd - Traffic Safety Improvements	106	6	112	Project completed with minor over expenditure	-	-	-	6
24676	Colongra Sports Field - Access and Intersection Construction	-	11	11	This design project was deferred as part of the CAPEX budget reduction strategy. The expenditure shown was incurred following submission of the Q1 budget review and is a result of closure of the design contract.	-	-	-	11
24677	Davistown Rd - Road Upgrade	905	40	945	The construction of this project was deferred as part of the CAPEX budget reduction strategy with additional budget required to safely shut down the site.	-	-	-	40
24681	Eloora Rd - Road Upgrade Stage 3	-	77	77	This project was deferred as part of the CAPEX budget reduction strategy. The expenditure shown was incurred following submission of the Q1 budget review and is a result of a lighting upgrade required to meet standards.	-	-	-	77
24701	Lake Rd and Bryant Dr - Intersection Upgrade	600	210	810	Project required additional budget due to poor subgrade conditions and increased waste disposal costs. The project scope could not be safely reduced to match the available budget.	-	-	-	210
24709	Maidens Brush Rd - Road Reconstruction Block 1 CCRP	-	155	155	This grant funded project requires additional budget to rectify isolated pavement failures.	-	-	-	155
24733	Peats Ridge Rd - Traffic Safety Improvements	375	30	405	This grant funded project requires additional budget to address safety concerns and fulfil grant requirements	-	-	-	30
24743	Springfield Rd - Road Reconstruction Block 1 CCRP		3	3	Grant funded project completed in 2019/20 requiring works to be undertaken to rectify isolated pavement failure	-	-	-	3
24746	St James Ave - Road Upgrade Stage 4	-	9	9	This 2019-20 project required further expenditure to address a road safety issue.	-	-	-	9

Project Number	Project Description	Approved Full Year Budget	Proposed change	Proposed Full Year Budget	Reason for change	Grants	Contributions	Restrictions	General Revenue
24755	Willow Rd - Road Reconstruction	-	5	5	Grant funded project completed in 2019/20 requiring works to be undertaken to rectify isolated pavement failure	-	-	-	5
24767	Eloora Rd - Drainage Upgrade Stage 3	-	13	13	This project was deferred as part of the CAPEX budget reduction strategy. The expenditure shown was incurred following submission of the Q1 budget review and is a result of a lighting upgrade which was required to meet standards.	-	-	-	13
24778	Ocean Pde - Drainage Outlet Upgrade	337	43	380	This project has been completed with minor over-expenditure due to restoration works associated with a severe storm event.	-	-	-	43
24787	20-138 - Water Reservoir - Minor New Asset Programs	73	7	80	Additional costs incurred for project placed on hold in Q1.	-	-	-	7
24815	Design & Construct a local play space at Voyager St Reserve, Wadalba	1	4	5	Rectification works required that carried over into 2020-21. Contributions committee have approved additional release of funds.	-	4	-	-
24927	Wyong Administration Building - Refurbishment Level 2	1,061	5	1,066	Additional costs incurred due to final certification	-	-	-	5
24952	Road Upgrade Design Program 20-21	99	48	147	This program requires additional budget due to additional utility relocation works associated with poor condition assets.	-	-	-	48
25125	Modem Collaboration tools	200	33	233	Increasing to cover late costs	-	-	-	33
25143	Glenrock Pde - Road Upgrade	400	450	850	Additional budget required to complete the project. Total budget is within original grant funding offering.	450	-	-	-
25182	Glenrock Pde - Drainage Upgrade	100	30	130	Additional budget required to complete the project. Total budget is within original grant funding offering.	30	-	-	-
25242	Mangrove Mountain and surrounds Fire Trails	60	65	125	Unspent grant funding from prior year to be added to 20-21 program of works	65	-	-	-
25243	Water Supply Tanks Installation	115	(15)	100	Unspent grant funding from prior year to be added to 20-21 program of works	(15)	-	-	-
25244	Fire Station Bush Fire Protection Upgrades	40	20	60	Unspent grant funding from prior year to be added to 20-21 program of works	20	-	-	-

Project Number	Project Description	Approved Full Year Budget	Proposed change	Proposed Full Year Budget	Reason for change	Grants	Contributions	Restrictions	General Revenue
25324	Sewer Rising Main Replacement - Koowaong Road Gwandalan (GW02)	1	19	21	Additional costs incurred and costed incorrectly. Costs to be moved to this project after Q2.	-	-	-	19
25325	Sewer Rising Main Replacement - Maitland Bay Dr Ettalong Beach (E02)	11	9	20	Additional costs incurred for project placed on hold in Q1.	-	-	-	9
25326	Sewer Network Assets - Reinstallation of Overflow Monitoring - Region Wide	1	4	5	Additional costs incurred and costed incorrectly. Costs to be moved to this project after Q2.	-	-	-	4
25332	Sewer Pump Station Access Upgrades - Blue Bell Dr Wamberal (C14)	5	10	15	Additional costs incurred and costed incorrectly. Costs to be moved to this project after Q2.	-	-	-	10
25333	Sewer Pump Station Access Upgrades - (K05)	7	9	15	Additional costs incurred and costed incorrectly. Costs to be moved to this project after Q2.	-	-	-	9
25334	Water Trunk Main Renewal - Davistown Rd Saratoga	21	13	34	Additional costs incurred and costed incorrectly. Costs to be moved to this project after Q2.	-	-	-	13
25335	Water Trunk Main Renewal - Avoca Lagoon	19	48	67	Additional costs incurred for project placed on hold in Q1.	-	-	-	48
25349	Oyster Shell Road - Timber Bridge Replacement	100	21	121	This grant funded project forms part of a package of works that has been completed within budget.	21	-	-	-
25368	Hibbard St - Pavement Renewal and Resurfacing	278	11	289	Project completed with minor over expenditure	-	-	-	11
25371	Woodbury Park Dr - Pavement Renewal and Resurfacing	306	59	365	Project required additional budget due to poor subgrade conditions and increased waste disposal costs.	-	-	-	59
25372	Tuggerawong Rd - Pavement Renewal and Resurfacing	407	272	679	Project required additional budget due to poor subgrade conditions and increased waste disposal costs. The project scope could not be safely reduced to match the available budget.	-	-	-	272
25373	Craigie Ave - Pavement Renewal and Resurfacing	425	11	436	Project completed with minor over expenditure	11	-	-	-
25376	Frauent St - Pavement Renewal and Resurfacing	235	3	238	Project completed with minor over expenditure	3	-	-	-
25385	Racecourse Rd - Pavement Renewal and Resurfacing	253	60	313	This grant funded project requires additional budget to complete the project.	60	-	-	-

Project Number	Project Description	Approved Full Year Budget	Proposed change	Proposed Full Year Budget	Reason for change	Grants	Contributions	Restrictions	General Revenue
					The total budget is within the overall grant funding offer.				
25477	Toukley Tennis Clubhouse - Upgrade two tennis courts	65	5	70	Variation to original scope	-	-	-	5
25570	District Playspace Development - Tunkuwallin Oval, Gwandalan	300	100	400	Budget to be increased to allow procurement to progress on this multi-year project	-	100	-	-
25607	Road Resealing Program - North 2020-21	1,300	250	1,550	This program requires additional budget to renew poor condition road identified by asset inspection.	-	-	-	250
25612	Torrens Ave and Fairview Ave - Intersection Upgrade	459	50	509	This developer contributed project requires additional budget to address safety concerns.	-	-	-	50
25621	The Ridgeway, Tumbi Umbi - Embankment Stabilisation	-	5	5	This project was deferred as part of the CAPEX budget reduction strategy. The expenditure shown was incurred following submission of the Q1 budget review and is a result of works required to safely shut down the project.	-	-	-	5
25623	The Ridgeway, Holgate - Embankment Stabilisation	-	18	18	This project was deferred as part of the CAPEX budget reduction strategy. The expenditure shown was incurred following submission of the Q1 budget review and is a result of works required to safely shut down the project.	-	-	-	18
25630	Nichols Ave - Drainage Upgrade	20	10	30	Project completed with minor over expenditure	-	-	-	10
25633	Sewage Treatment Plant Solar Installation Program - Region Wide	105	194	299	Project will recommence in Q2 due to contractual issues	-	-	-	194
25637	Water Treatment Plants Solar Installation Program - Region Wide	5	90	95	Project will recommence in Q2 due to contractual issues	-	-	-	90
25642	Emergency Works - Wamberal Beach Erosion LEOCON Directed	1,985	82	2,067	Late costs captured post Q1 budget adjustments	992	-	-	(910)

Project Number	Project Description	Approved Full Year Budget	Proposed change	Proposed Full Year Budget	Reason for change	Grants	Contributions	Restrictions	General Revenue
25707	Water Infrastructure - Warnervale Town Centre	-	2	2	Additional costs incurred and costed incorrectly. Costs to be moved to this project after Q2.	-	-	-	2
25708	30-100 - Sewage Treatment Plant - G - Inlet Works Upgrade	-	1	1	Additional costs incurred and costed incorrectly. Costs to be moved to this project after Q2.	-	-	-	1
25709	20-112 - Water Mains - Trunk Main - Hillcrest Road Empire Bay	14	11	24	Additional costs incurred and costed incorrectly. Costs to be moved to this project after Q2.	-	-	-	11
25710	20-142 - Water Treatment Plants - M - Cyanobacteria Ultrasonic Buoys	41	4	45	Additional costs incurred and costed incorrectly. Costs to be moved to this project after Q2.	-	-	-	4
25716	Install pit baskets in West Gosford Shopping Centre	0	10	10	Detailed survey being undertaken before deferring the project in Q1	-	10	-	-
25762	Implement priorities of Natural Assets Encroachment Strategy	30	9	39	Budget reduced as part of savings. Costs came in higher than expected.	-	-	-	9
25772	IMT Infrastructure Refresh	528	48	576	Increasing to cover late costs	-	-	-	48
25785	Wattle Tree Road Bridge - BR02 - Bush Fire Recovery Grant	50	56	106	This grant funded project forms part of a package of works that has been completed within budget	56	-	-	-
25801	Malinya Road - Shared Path Construction	62	850	912	Grant funding accepted under Local Roads and Community CI Round 1. Grant terms confirmed as requiring delivery of the 2021/22 scope of works only	912	-	-	(62)
25803	Central Coast Highway, Erina - Shared Path Construction	351	750	1,100	Grant funding accepted under Active Transport Program	750	-	-	-
25804	Tramway Road, Elgata Ave and View St - Road Upgrade Design	150	500	650	Additional grant funding has been allocated at Q2 to support construction commencement in line with the terms of the grant.	500	-	-	-
25817	George Downs Dr - Shoulder Widening	100	50	150	This grant funded project requires additional budget required to allow completion of design. Project on track to be completed within budget over the 2020-21 and 2021-22 financial years.	50	-	-	-

Project Number	Project Description	Approved Full Year Budget	Proposed change	Proposed Full Year Budget	Reason for change	Grants	Contributions	Restrictions	General Revenue
25820	Woy Woy landfill gas collection system	200	60	260	The need to construct an access road around the completed landfill cell to enable safe access for drilling rig, construction contractor, and future operations as part of these emergency landfill gas management works designed to mitigate site safety and environmental compliance risks.	-	-	260	(200)
25862	First Avenue Toukley - Slope Stabilisation	-	51	51	New grant funding under the Natural Disaster Recovery Grant	51	-	-	-
25868	Kanwal LCK Capital Quality Learning Environments Grant 20/21		4	4	Quality Learning Environment Grant received Dec 20	4			-
25869	Kariong CCC Capital Quality Learning Environments Grant 20/21		8	8	Quality Learning Environment Grant received Dec 20	8			-
25870	Niagara Park CCC Capital Quality Learning Environments Grant 20/21		9	9	Quality Learning Environment Grant received Dec 20	9			-
25871	Northlakes LCK Capital Quality Learning Environments Grant 20/21		13	13	Quality Learning Environment Grant received Dec 20	13			-
25872	Terrigal CCC Capital Quality Learning Environments Grant 20/21		15	15	Quality Learning Environment Grant received Dec 20	15			-
25873	Toukley LCK Capital Quality Learning Environments Grant 20/21		15	15	Quality Learning Environment Grant received Dec 20	15			-
25874	Umina CCC Capital Quality Learning Environments Grant 20/21		3	3	Quality Learning Environment Grant received Dec 20	3			-
25875	Wyong LCK Capital Quality Learning Environments Grant 20/21		15	15	Quality Learning Environment Grant received Dec 20	15			-
NEW	East Gosford Potters - roof replacement	-	73	73	East Gosford Potters requires a roof replacement as maintenance repairs are no longer effective use of funds	-	-	-	73
New Q2 01	Sewer Pump Station Renewal - Marks Road Gorokam (TO12)		14	14	Project planning in preparation for IPART - minor costs to be incurred	-	-	-	14

Project Number	Project Description	Approved Full Year Budget	Proposed change	Proposed Full Year Budget	Reason for change	Grants	Contributions	Restrictions	General Revenue
New Q2 02	Sewer Pump Station Renewal - Station Street Woy Woy (WW04)		13	13	Project planning in preparation for IPART - minor costs to be incurred	-	-	-	13
New Q2 03	Sewer Pump Station Renewal - Cedar Crescent Blackwall (WW14B)		22	22	Project planning in preparation for IPART - minor costs to be incurred	-	-	-	22
Total increases to capital works budget		19,488	9,559	29,047		4,147	771	260	4,381
Decreases to capital works budget									
19296	Sewer Pump Station - Narara7 and Narara7A	962	(195)	767	Project complete with savings	-	-	-	(195)
20041	G - Truck	748	(517)	230	Reduction in total due to a reassessed list of assets to be replaced in 2020-21 and capacity to deliver.				(517)
20042	B - Earthmoving Plant	1,246	(37)	1,209	Reduction in total due to a reassessed list of assets to be replaced in 2020-21 and capacity to deliver.		698		(736)
20044	E - Light Vehicle	534	(79)	455	Reduction in total due to a reassessed list of assets to be replaced in 2020-21 and capacity to deliver.				(79)
20046	D - Ground Care and Equipment	907	(598)	309	Change to contributions - replacement of tractor under warranty, existing accessories shifted from old to new asset. Requirement to increase asset specification to meet the customers business / occupant safety need in relation to the purchase of two ride on mowers.		51		(649)
22420	Beckingham North Fire Trail	167	(167)	-	Project not able to proceed without acquisition of small area of land. Agreement with landowner not able to be reached.	(167)	-	-	-
22706	Implement a consolidated asset management system	2,403	(323)	2,080	Project completed with savings	-	-	-	(323)
23254	Gwandalan Public School - Road Safety Facilities	229	(30)	199	Project completed with savings	-	-	-	(30)

Project Number	Project Description	Approved Full Year Budget	Proposed change	Proposed Full Year Budget	Reason for change	Grants	Contributions	Restrictions	General Revenue
23667	Upgrade telemetry equipment	59	(16)	43	Project completed with savings	-	-	-	(16)
23775	Sewage Treatment Plant Mechanical and Electrical Workshop Upgrades - Charmhaven and Wyong South	90	(3)	87	Project completed with savings	-	-	-	(3)
24215	Gosford Regional Library and Innovation Hub	1,027	(214)	813	Regional Library project is running 3 months behind original timeline which is reflected in spend to date. Project timeline has been rephased with next steps being DA submission, development of construction documentation	(214)	-	-	-
24564	Replace public toilet at Don Small Oval	19	(11)	8	Project completed with savings	-	-	-	(11)
24610	Bridge Assessment Program 20-21	100	(70)	30	This program is on track for completion with savings due to procurement efficiencies and the reduced size of future work programs.	-	-	-	(70)
24692	Hudson Lane - Laneway Upgrade	411	(20)	391	Project completed with savings	-	-	-	(20)
24942	South Tacoma Rd - Pavement Widening	410	(140)	270	This grant funded project has been completed with savings due to design improvements and construction efficiencies.	(140)	-	-	-
25112	Stage 2 Heritage Signage - The Entrance	8	(7)	1	Project completed with savings	-	-	-	(7)
25350	Gem Rd - Road Upgrade	420	(365)	55	This grant funded project has been completed with significant savings due to design improvements.	(365)	-	-	-
25369	The Corso - Pavement Renewal and Resurfacing	544	(150)	394	This grant funded project has been completed with savings due to construction efficiencies.	(150)	-	-	-
25370	Richardson Rd - Pavement Renewal and Resurfacing	236	(80)	156	This grant funded project has been completed with savings due to design improvements.	(80)	-	-	-
25374	Oleander St Block 2 - Pavement renewal and resurfacing	530	(335)	195	This grant funded project has been completed with savings due to design	(335)	-	-	-

Project Number	Project Description	Approved Full Year Budget	Proposed change	Proposed Full Year Budget	Reason for change	Grants	Contributions	Restrictions	General Revenue
					improvements and construction efficiencies.				
25377	Albert Warner Dr - Pavement Renewal and Resurfacing	436	(70)	366	This grant funded project has been completed with savings due to design improvements.	(70)	-	-	-
25437	Crommelin Native Arboretum Building, Pearl Beach - foot bridge replacement	25	(5)	20	Project completed with savings	-	-	-	(5)
25474	Terrigal Children's Centre (Entry off Duffys Rd) - Replacement Soft fall	50	(9)	41	Project completed with savings	-	-	-	(9)
25482	Woy Woy Environment Centre - Replace Carpet	10	(7)	3	Project completed with savings	-	-	-	(7)
25523	Anita Ave - Footbridge Replacement No.1	35	(16)	19	Project completed with savings	-	-	-	(16)
25524	Anita Ave - Footbridge Replacement No.2	35	(15)	20	Project completed with savings	-	-	-	(15)
25529	Bay View Wharf - Replacement	75	(5)	70	Project completed with savings	-	-	-	(5)
25550	Elouera Ave - Timber Footbridge Replacement	65	(27)	38	Project completed with savings due to design improvements	-	-	-	(27)
25566	Local Playspace Upgrade and Relocation - Denman St Reserve, Doyalson	175	(150)	25	Quotations for drainage works came in over budget. Determination to be made as to whether project is viable. Q3 adjustment to funding source will be required.	-	(150)	-	-
25598	Mannering Park - Footbridge Replacement	50	(20)	30	Project completed with savings	-	-	-	(20)
25600	Oleander St Block 1 - Pavement Renewal and Resurfacing	324	(55)	269	This grant funded project has been completed with savings due to design improvements.	(55)	-	-	-
25602	Wisemans Ferry Rd Block 76 - Pavement Renewal and Resurfacing	350	(117)	233	This grant funded project has been completed with savings due to design	(117)	-	-	-

Project Number	Project Description	Approved Full Year Budget	Proposed change	Proposed Full Year Budget	Reason for change	Grants	Contributions	Restrictions	General Revenue
					improvements and construction efficiencies.				
25629	Wells St - Drainage Upgrade	400	(100)	300	Project completed with savings due to construction efficiencies.	-	-	-	(100)
25744	Enterprise Architecture Definition	191	(16)	175	Savings identified in current phase	-	-	-	(16)
25783	Oyster Shell Road Bridge BR01 - Bush Fire Recovery Grant	10	(10)	0	Project completed with savings	(10)	-	-	-
25784	Oyster Shell Road Bridge BR02 - Bush Fire Recovery Grant	50	(8)	42	Project completed with savings	(8)	-	-	-
25837	Cemeteries Solution	400	(100)	300	Reduce in scope post business requirements phase	-	-	-	(100)
25842	Woy Woy Memorial Restoration Stage One	10	(10)	-	Budget is to be reallocated to Operational budget.	(10)	-	-	-
Total decreases to capital works budget		13,741	(4,098)	9,643		(1,720)	599	-	(2,977)
Projects cancelled or deferred									
16695	Sewer Pump Station Upgrade - Clarke Rd Noraville (TO06)	8,686	(1,786)	6,900	Budget rephasing of large multi year project	-	(1,125)	-	(661)
19416	Dam Intake Tunnel Eel Screen Installation - Mangrove Creek Dam, Boomerang Creek Tunnel	125	(102)	23	Project placed on hold to allow higher priority projects to be completed	-	-	-	(102)
20765	Sewer Pump Station Emergency Overflow Prevention - Cochrone St Kincumber (KMJ)	200	(107)	93	Project placed on hold to allow higher priority projects to be completed	-	(107)	-	-
22615	Acquire priority conservation land across the Local Government Area (LGA)	30	(28)	2	Environmental land acquisitions not proceeding during 20-21. To be considered in future capital works program	-	(28)	-	-
22705	Implement a business intelligence reporting tool	444	(400)	44	Project deferred to 2021-22, continue to develop insights utilising operational budget utilising current data patterns.	-	-	-	(400)

Project Number	Project Description	Approved Full Year Budget	Proposed change	Proposed Full Year Budget	Reason for change	Grants	Contributions	Restrictions	General Revenue
22737	Akora Rd - Timber Bridge	350	(188)	162	This bridge renewal project has been partially deferred as part of a planned capital works reduction.	-	-	-	(188)
23702	Design and approval for cell 4.4 at Buttonderry Waste Management Facility	3,500	(115)	3,385	Review of construction contractor commencement timing with due regard to likely tender evaluation approvals.	-	-	(115)	-
23786	Sewer Pump Station and Rising Main Upgrade - Hamlyn Terrace (CH12-13)	144	(31)	113	Project placed on hold to allow higher priority projects to be completed	-	(31)	-	-
23829	Murrawal Rd - Road Upgrade	340	(180)	160	The scope of this project was reduced as part of the CAPEX budget reduction strategy with budget retained to safely shut down the site.	-	-	-	(180)
24131	Upgrade amenities at Adelaide St Oval, Tumby Umbi	1,097	(1,027)	70	Project still proceeding however is a multi-year project and removed budget has been considered in 21/22 CAPEX bid	(609)	-	(189)	(230)
24696	Kala Ave and Walu Ave - Road Upgrade	1,055	(230)	825	This road and drainage upgrade project has been deferred as part of a planned capital works reduction. The project will be delivered as part of a future capital works program.	-	-	-	(230)
24712	Maloneys Bridge - Timber Bridge Replacement	50	(20)	30	The construction of this project was deferred as part of the CAPEX budget reduction strategy with budget retained to complete the design.	-	-	-	(20)
24745	St Huberts Island - Pedestrian Safety Improvements	900	(500)	400	This grant funded project has been delayed to enable further community consultation and undertake a design review.	(500)	-	-	-
24764	Avoca Dr - Drainage Upgrade	133	(46)	87	The construction of this project was deferred as part of the CAPEX budget reduction strategy with budget retained to safely shut down the site.	-	-	-	(46)
24766	Davistown Rd - Drainage Upgrade	80	(40)	40	This road and drainage upgrade project has been deferred as part of a planned capital works reduction. The project will be delivered as part of a future capital works program.	-	-	-	(40)
24773	Lakedge Ave - Drainage Upgrade	704	(130)	574	The scope of this project was reduced as part of the CAPEX budget reduction strategy with budget retained to safely complete the reduced scope of works.	-	-	-	(130)

Project Number	Project Description	Approved Full Year Budget	Proposed change	Proposed Full Year Budget	Reason for change	Grants	Contributions	Restrictions	General Revenue
24776	Murrawal Rd - Drainage Upgrade	290	(136)	154	The scope of this project was reduced as part of the CAPEX budget reduction strategy with budget retained to safely shut down the site.	-	-	-	(136)
25135	James Browne Oval, Woy Woy, Lighting upgrade Investigations and Design	380	(350)	30	Further investigations required before construction is able to commence. Removed budget has been accounted for in 4 year program.	-	(350)	-	-
25433	Bateau Bay PCYC Building compliance accessibility	1	(1)	-	Project cancelled due to financial constraints. To be considered in a future capital works program	-	-	-	(1)
25476	Toowoomb Bay SLSC - Roof and supporting structure repairs	200	(50)	150	Scope reduction and change to phasing as delivery pushed back outside busy summer period	-	-	-	(50)
25533	Bus Stop Improvement Program 2020-21	200	(100)	100	This remainder of this program of works has been deferred as part of a planned capital works reduction. The remainder of the project will be delivered as part of a future capital works program.	-	-	-	(100)
25552	Fiona St - Drainage Upgrade	40	(30)	10	This project has been deferred as part of the CAPEX budget reduction strategy.	-	-	-	(30)
25557	Ruttleys Rd - Traffic Safety Improvements	360	(260)	100	This grant funded project has been delayed due to environmental issues. Project on track to be completed within budget over the 2020-21 and 2021-22 financial years.	(260)	-	-	-
25561	Heavy Patch Program (North) 2020-21	158	(44)	114	This remainder of this program has been deferred as part of the CAPEX budget reduction strategy.	-	-	-	(44)
25581	Gwandalan Skate Park Concept Design	30	(25)	5	Unable to undertake design without receiving civil design for car park which was delayed due to financial crisis. Deferred to future years and scheduled in the 4 year program.	-	(25)	-	-
25585	Car Park Upgrades - McEvoy Oval, Umina Beach	20	(20)	-	Project not considered a priority and proposed works would not meet s7.11 requirements. Expenditure to date will be undertaken as a Q3 adjustment as funding source will need to change from contributions to general revenue if not written off	-	(20)	-	-

Project Number	Project Description	Approved Full Year Budget	Proposed change	Proposed Full Year Budget	Reason for change	Grants	Contributions	Restrictions	General Revenue
25597	Little Wobby Wharf - Replacement	405	(300)	105	This grant funded project has been delayed due to environmental issues. Project on track to be completed within budget over the 2020-21 and 2021-22 financial years.	(300)	-	-	-
25589	Car Park Upgrades - James Brown Oval, Woy Woy	20	(20)	-	To be considered in a future capital works program	-	(20)	-	-
25608	Road Resealing Program - South 2020-21	1,000	(300)	700	This remainder of this program has been deferred as part of the CAPEX budget reduction strategy.	-	-	-	(300)
25618	Shared Path and Footpath Renewal Program 20-21	650	(120)	530	This remainder of this program has been deferred as part of the CAPEX budget reduction strategy.	-	-	-	(120)
25741	IMT Security Enhancements	250	(250)	-	Project deferred to 2021-22	-	-	-	(250)
Total projects cancelled or deferred		21,841	(6,936)	14,905		(1,669)	(1,706)	(304)	(3,257)
TOTAL PROPOSED BUDGET CHANGES			(1,469)			729	(605)	225	(1,818)

Central Coast Council							
Summary of Investments as at 31-January-2021							
Financial Institution	Type of Investment	Short Term Rating	Long Term Rating	Maturity Date	Portfolio Balance \$	As a % of the total Portfolio	Interest Rate %
CASH AT CALL:							
Westpac Banking Corporation	Corporate Investment Account	A-1+	AA	Daily	3,301,790	0.73%	0.00%
Macquarie Bank	At Call	A-1	A	Daily	35,017,214	7.75%	0.30%
Commonwealth Bank of Australia	Business On-line Saver	A-1+	AA	Daily	70,000	0.02%	0.05%
AMP limited	At Call	A-2	BBB	Daily	10,067,518	2.23%	0.80%
Total Cash At Call					48,456,522	10.72%	
TERM DEPOSITS, FLOATING RATE NOTES & BONDS:							
NSW Treasury Corporation	Term Deposit	A-1+	AA	04-May-2021	8,098,000	1.79%	0.84%
Westpac Banking Corporation	Term Deposit	A-1+	AA	21-Jun-2021	10,000,000	2.21%	3.06%
Rabo Bank	Term Deposit	P-1	AA	05-Jul-2021	10,000,000	2.21%	2.92%
Bank of Queensland	Term Deposit	A-2	A	26-Aug-2021	10,000,000	2.21%	1.75%
Westpac Banking Corporation	Term Deposit	A-1+	AA	26-Nov-2021	5,000,000	1.11%	BBSW + 0.93%
Newcastle Permanent Building Society	Floating Rate Note	A-2	BBB	24-Jan-2022	10,133,200	2.24%	BBSW + 1.65%
Rabo Bank	Term Deposit	P-1	AA	12-Dec-2022	10,000,000	2.21%	3.18%
Westpac Banking Corporation	Term Deposit	A-1+	AA	27-Nov-2023	5,000,000	1.11%	BBSW + 0.93%
Bank of Queensland	Term Deposit	A-2	A	26-Sep-2024	10,000,000	2.21%	2.00%
NSW Treasury Corporation	Bonds	A-1+	AA	20-Mar-2025	2,085,700	0.46%	1.25%
NSW Treasury Corporation	Bonds	A-1+	AA	15-Nov-2028	17,467,350	3.86%	3.00%
Unity Bank	Term Deposit	Unrated	Unrated	15-Feb-2021	1,000,000	0.22%	1.65%
MyState Bank	Term Deposit	P-2	BBB	04-Mar-2021	5,000,000	1.11%	1.50%
Bank of Queensland	Term Deposit	A-2	A	16-Jun-2025	10,000,000	2.21%	1.53%
National Australia Bank	Term Deposit	A-1+	AA	14-Jun-2024	10,000,000	2.21%	1.15%
AMP limited	Term Deposit	A-2	BBB	14-Jun-2022	5,000,000	1.11%	1.40%
NSW Treasury Corporation	Term Deposit	A-1+	AA	04-Jun-2021	807,000	0.18%	1.00%
Macquarie Bank	Term Deposit	A-1	A	12-Oct-2021	10,000,000	2.21%	0.80%

2.2

Attachment 1

Investment Report for January 2021
Summary of Investments as at 31 January 2021

Australia New Zealand Banking Group	Term Deposit	A-1+	AA	22-Feb-2021	10,000,000	2.21%	0.68%
National Australia Bank	Term Deposit	A-1+	AA	29-Mar-2021	10,000,000	2.21%	0.50%
Commonwealth Bank of Australia	Term Deposit	A-1+	AA	07-Apr-2021	10,000,000	2.21%	0.64%
Commonwealth Bank of Australia	Term Deposit	A-1+	AA	21-Apr-2021	10,000,000	2.21%	0.64%
National Australia Bank	Term Deposit	A-1+	AA	04-May-2021	10,000,000	2.21%	0.50%
National Australia Bank	Term Deposit	A-1+	AA	18-May-2021	10,000,000	2.21%	0.41%
AMP limited	Term Deposit	A-2	BBB	12-May-2021	5,000,000	1.11%	0.70%
Commonwealth Bank of Australia	Term Deposit	A-1+	AA	10-Mar-2021	5,000,000	1.11%	0.48%
Commonwealth Bank of Australia	Term Deposit	A-1+	AA	10-Feb-2021	5,000,000	1.11%	0.45%
Commonwealth Bank of Australia	Term Deposit	A-1+	AA	05-Feb-2021	5,000,000	1.11%	0.44%
Commonwealth Bank of Australia	Term Deposit	A-1+	AA	14-Apr-2021	5,000,000	1.11%	0.49%
Commonwealth Bank of Australia	Term Deposit	A-1+	AA	28-Apr-2021	5,000,000	1.11%	0.52%
AMP limited	Floating Rate Note	A-2	BBB	10-Sep-2021	4,012,800	0.89%	1.17%
Bank of China Australia	Float TCD	A1	A	06-Nov-2023	8,048,880	1.78%	0.85%
China Construction Bank	Floating Rate Note	A1	A	24-Jun-2022	9,068,760	2.01%	0.93%
Westpac Banking Corporation	Term Deposit	A-1+	AA	10-Mar-2021	5,000,000	1.11%	0.33%
Westpac Banking Corporation	Term Deposit	A-1+	AA	17-Mar-2021	5,000,000	1.11%	0.33%
Commonwealth Bank of Australia	Term Deposit	A-1+	AA	09-Jun-2021	5,000,000	1.11%	0.42%
Commonwealth Bank of Australia	Term Deposit	A-1+	AA	30-Jun-2021	5,000,000	1.11%	0.43%
Commonwealth Bank of Australia	Term Deposit	A-1+	AA	07-Jul-2021	5,000,000	1.11%	0.43%
AMP limited	Floating Rate Note	A-2	BBB	30-Mar-2022	2,002,080	0.44%	1.05%
AMP limited	Floating Rate Note	A-2	BBB	10-Sep-2021	5,016,000	1.11%	1.08%
Commonwealth Bank of Australia	Term Deposit	A-1+	AA	04-Aug-2021	5,000,000	1.11%	0.37%
Commonwealth Bank of Australia	Term Deposit	A-1+	AA	07-Jul-2021	5,000,000	1.11%	0.37%
Commonwealth Bank of Australia	Term Deposit	A-1+	AA	28-Jul-2021	5,000,000	1.11%	0.37%
Bank of China Australia	Floating Rate Note	A1	A	18-Aug-2023	3,421,964	0.76%	0.82%
Bank of China Australia	Float TCD	A1	A	27-Oct-2023	2,810,864	0.62%	0.79%

2.2

Attachment 1

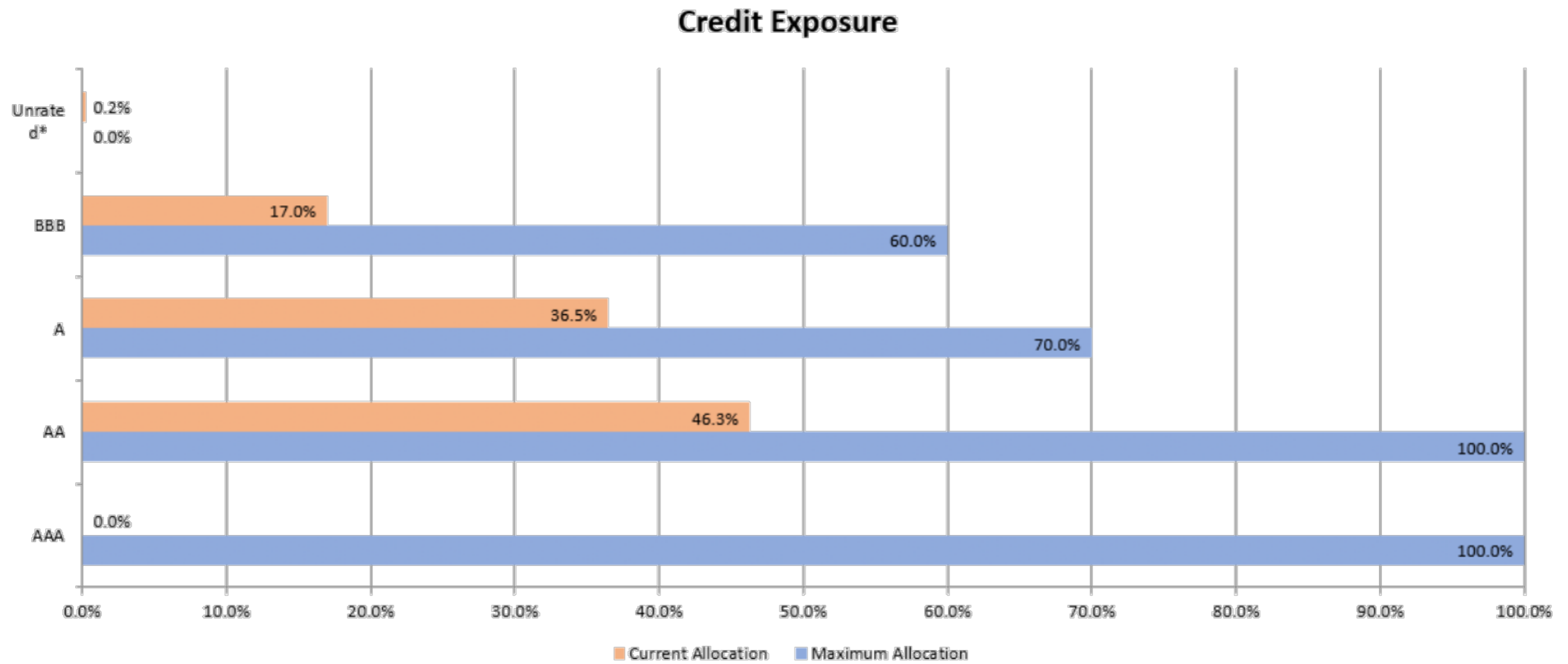
Investment Report for January 2021
Summary of Investments as at 31 January 2021

Bank of Communications Co. Ltd. Sydney Branch	Float TCD	A-	A	29-Sep-2023	2,915,979	0.65%	0.83%
Canadian Imperial Bank of Commerce	Floating Rate Note	A	A	09-Jun-2023	3,066,900	0.68%	1.35%
Canadian Imperial Bank of Commerce	Floating Rate Note	A	A	09-Jun-2023	5,111,500	1.13%	1.35%
Bendigo and Adelaide Bank	Term Deposit	A-2	BBB	11-Aug-2021	5,000,000	1.11%	0.35%
Bendigo and Adelaide Bank	Term Deposit	A-2	BBB	18-Aug-2021	5,000,000	1.11%	0.35%
Bendigo and Adelaide Bank	Term Deposit	A-2	BBB	25-Aug-2021	5,000,000	1.11%	0.35%
Bank of Queensland	Term Deposit	A-2	A	14-Jul-2021	5,000,000	1.11%	0.45%
Bank of Queensland	Term Deposit	A-2	A	21-Jul-2021	5,000,000	1.11%	0.45%
Bendigo and Adelaide Bank	Bonds	A-2	BBB	06-Sep-2024	5,613,901	1.24%	1.70%
HSBC Sydney Branch	Bonds	A-1	AA	27-Sep-2024	1,528,026	0.34%	1.50%
Macquarie Bank	Bonds	A-1	A	12-Feb-2025	15,717,450	3.48%	1.70%
Macquarie Bank	Bonds	A-1	A	12-Feb-2025	10,478,300	2.32%	1.70%
UBS Australia Limited	Bonds	A	A	30-Jul-2025	4,071,600	0.90%	1.20%
UBS Australia Limited	Floating Rate Note	A	A	30-Jul-2025	5,090,650	1.13%	0.87%
Bendigo and Adelaide Bank	Floating Rate Note	A-2	BBB	02-Dec-2025	10,023,100	2.22%	0.52%
Industrial & Commercial Bank of China Ltd	Floating Rate Note	A	A	27-Sep-2024	10,064,000	2.23%	1.50%
National Australia Bank	Term Deposit	A-1+	AA	31-Jan-2022	850,000	0.19%	0.42%
Total Term Deposit & Bonds:					403,504,004	89.28%	
TOTAL PORTFOLIO					451,960,526	100.00%	
Current					283,373,522	62.70%	
Non-Current					168,587,004	37.30%	
TOTAL PORTFOLIO					451,960,526	100.00%	
Green Investments							

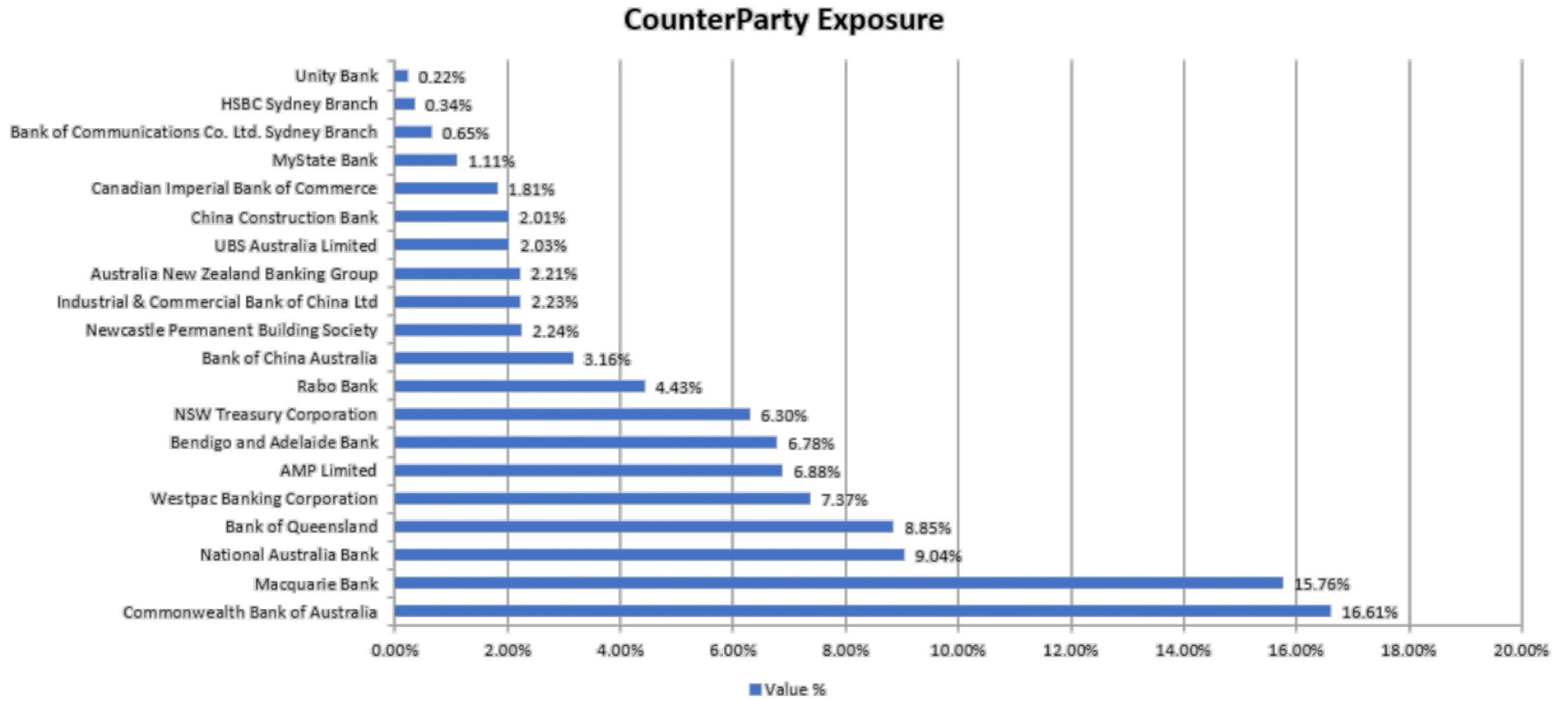
SUMMARY OF RESTRICTIONS as at 31 January 2021

FUND	SOURCE	Principal Amount \$'000
GENERAL FUND	Developer contributions	98,023
	Developer contributions – bonus provisions	5,439
	Developer Contributions – Sec 94A Levy	17,262
	Developer contributions – VPA	2,702
	Specific purpose unexpended grants	11,652
	Self insurance claims	6,519
	Stormwater Levy	746
	RMS Advance	1,810
	Holiday Parks	13,688
	Cemeteries	778
	Coastal Open Space	6,584
	Bio Banking	286
	Crown Land Business Enterprises	1,231
	Crown Land Patonga Camping Ground	1,057
	Other External	290
	Terrigal Tourism Special Rate Levy	0
	Tourism Special Rate	3,302
	Gosford CBD Special Rate Levy	43
	Gosford Parking Station Special Rate Levy	1,142
	The Entrance Town Centre Special Rate Levy	0
	Toukley Town Centre Special Rate Levy	139
	Wyong Town Centre Special Rate Levy	0
	TOTAL GENERAL FUND RESTRICTIONS	172,692
Water FUND	Developer contributions	5,673
	Developer contributions – VPA	1,050
	Specific purpose unexpended grants	2,352
	Self insurance claims	1,208
	Other External	45
	TOTAL WATER FUND RESTRICTIONS	10,329
SEWER FUND	Developer contributions	19,290
	Developer contributions – VPA	493
	Self insurance claims	2,027
	Specific purpose unexpended grants	0
	TOTAL SEWER FUND RESTRICTIONS	21,810
DRAINAGE FUND	Developer contributions	35,117
	Developer contributions – VPA	1,366
	Specific purpose unexpended grants	157
	Other External	100
	TOTAL DRAINAGE FUND RESTRICTIONS	36,741
DOMESTIC WASTE FUND	Specific purpose unexpended grants	0
	Domestic Waste Management	90,746
	TOTAL WASTE FUND RESTRICTIONS	90,746
TOTAL EXTERNALLY RESTRICTED FUNDS		332,319
GENERAL FUND		111,071
Water FUND		1,026
SEWER FUND		877
DRAINAGE FUND		55
DOMESTIC WASTE FUND		0
INTERNALLY RESTRICTED FUNDS		113,030

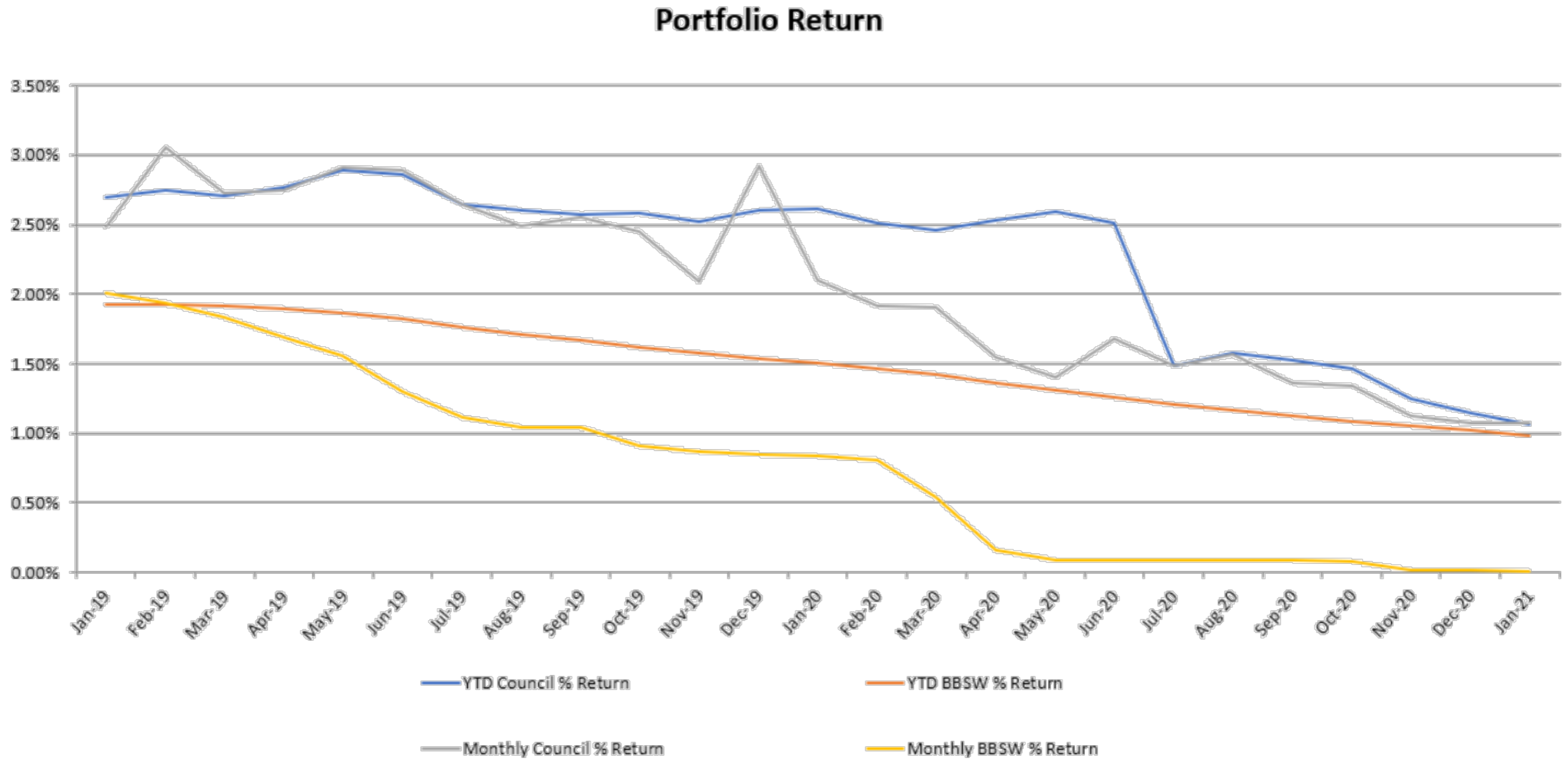
Graph 1 – Credit Exposure



Graph 2 – CounterParty Exposure



Graph 3 – Portfolio Return





Trading Limit Report 125
Central Coast Council
As At 31 January 2021

1 Issuer Trading Limits

Issuer	Issuer Rating Group (Long Term)	Issuer Parent	Already Traded (with Issuer Group) Face Value Notional	Limit For Book or Entity	Trading Limit	Trading Limit Type	Trading Limit Value	Trading Limit Used (%)	Trading Limit Available (%)	Trading Limit Available (Value)	Trading Limit Exceeded (%)	Trading Limit Exceeded (\$)
AMP Bank Ltd	BBB+ to BBB-		31,067,517.67	Book	5.00	% of 447,181,522.08	22,359,076.10	100.00	0.00	0	39.00	8,708,442
ANZ Banking Group Ltd	AA+ to AA-		10,000,000.00	Book	100.00	% of 447,181,522.08	447,181,522.08	2.00	98.00	437,181,522	0.00	0
Bank of China (Australia) Limited	A+ to A-		8,000,000.00	Book	30.00	% of 447,181,522.08	134,154,456.62	6.00	94.00	126,154,457	0.00	0
Bank of China Limited	A+ to A-		6,200,000.00	Book	30.00	% of 447,181,522.08	134,154,456.62	5.00	95.00	127,954,457	0.00	0
Bank of Communications Co. Ltd. Sydney Branch	A+ to A-		2,900,000.00	Book	30.00	% of 447,181,522.08	134,154,456.62	2.00	98.00	131,254,457	0.00	0
Bank of Melbourne	AA+ to AA-	Westpac Banking Corporation Ltd	33,301,790.40	Book	100.00	% of 447,181,522.08	447,181,522.08	7.00	93.00	413,879,732	0.00	0
Bank of Queensland Ltd	A+ to A-		40,000,000.00	Book	20.00	% of 447,181,522.08	89,436,304.42	45.00	55.00	49,436,304	0.00	0
BankSA	AA+ to AA-	Westpac Banking Corporation Ltd	33,301,790.40	Book	100.00	% of 447,181,522.08	447,181,522.08	7.00	93.00	413,879,732	0.00	0
BankWest Ltd	AA+ to AA-	Commonwealth Bank of Australia Ltd	75,070,000.00	Book	100.00	% of 447,181,522.08	447,181,522.08	17.00	83.00	372,111,522	0.00	0
Bendigo & Adelaide Bank Ltd	A+ to A-		30,390,000.00	Book	20.00	% of 447,181,522.08	89,436,304.42	34.00	66.00	59,046,304	0.00	0
Canadian Imperial Bank of Commerce	AA+ to AA-		8,000,000.00	Book	30.00	% of 447,181,522.08	134,154,456.62	6.00	94.00	126,154,457	0.00	0
China Construction Bank	A+ to A-		9,000,000.00	Book	30.00	% of 447,181,522.08	134,154,456.62	7.00	93.00	125,154,457	0.00	0
Commonwealth Bank of Australia Ltd	AA+ to AA-		75,070,000.00	Book	100.00	% of 447,181,522.08	447,181,522.08	17.00	83.00	372,111,522	0.00	0
HSBC Sydney Branch	A+ to A-		1,480,000.00	Book	0.00	AUD	0.00	0.00	0.00	0	100.00	1,480,000
Industrial & Commercial Bank of China Ltd	A+ to A-		10,000,000.00	Book	0.00	AUD	0.00	0.00	0.00	0	100.00	10,000,000
Macquarie Bank	A+ to A-		70,017,214.01	Book	30.00	% of 447,181,522.08	134,154,456.62	52.00	48.00	64,137,243	0.00	0
MyState Bank Ltd	BBB+ to BBB-		5,000,000.00	Book	5.00	% of 447,181,522.08	22,359,076.10	22.00	78.00	17,359,076	0.00	0
National Australia Bank Ltd	AA+ to AA-		40,850,000.00	Book	100.00	% of 447,181,522.08	447,181,522.08	9.00	91.00	406,331,522	0.00	0
Newcastle Permanent Building Society Ltd	BBB+ to BBB-		10,000,000.00	Book	5.00	% of 447,181,522.08	22,359,076.10	45.00	55.00	12,359,076	0.00	0
NSW Treasury Corporation	AA+ to AA-		25,905,000.00	Book	100.00	% of 447,181,522.08	447,181,522.08	6.00	94.00	421,276,522	0.00	0
Rabobank Australia Ltd	AA+ to AA-		20,000,000.00	Book	30.00	% of 447,181,522.08	134,154,456.62	15.00	85.00	114,154,457	0.00	0
Rural Bank Ltd	A+ to A-	Bendigo & Adelaide Bank Ltd	30,390,000.00	Book	0.00	AUD	0.00	0.00	0.00	0	100.00	30,390,000
St George Bank Limited	AA+ to AA-	Westpac Banking Corporation Ltd	33,301,790.40	Book	100.00	% of 447,181,522.08	447,181,522.08	7.00	93.00	413,879,732	0.00	0
UBS Australia Ltd	AA+ to AA-		9,000,000.00	Book	30.00	% of 447,181,522.08	134,154,456.62	7.00	93.00	125,154,457	0.00	0
Unity Bank Limited	NR		1,000,000.00	Book	0.00	AUD	0.00	0.00	0.00	0	100.00	1,000,000
Westpac Banking Corporation Ltd	AA+ to AA-		33,301,790.40	Book	100.00	% of 447,181,522.08	447,181,522.08	7.00	93.00	413,879,732	0.00	0
			652,546,893.28				5,343,819,188.86			4,742,850,740		51,578,442
		(Excluding Parent Group Duplicates)	447,181,522.08									



Trading Limit Report 125
Central Coast Council
As At 31 January 2021

2 Security Rating Group Trading Limits

Security Rating Group	Already Traded Face Value	Limit For Book or Notional Trading Entity	Trading Limit	Trading Limit Type	Trading Limit Value	Trading Limit Used (%)	Trading Limit Available (%)	Trading Limit Available (Value)	Trading Limit Exceeded (%)	Trading Limit Exceeded (\$)
AA+ to AA-	47,701,790.40	Book	100.00	% of 447,181,522.08	447,181,522.08	11.00	89.00	399,479,732	0.00	0
A+ to A-	133,117,214.01	Book	70.00	% of 447,181,522.08	313,027,065.46	43.00	57.00	179,909,851	0.00	0
A1+	148,905,000.00	Book	100.00	% of 447,181,522.08	447,181,522.08	33.00	67.00	298,276,522	0.00	0
A1	20,000,000.00	Book	70.00	% of 447,181,522.08	313,027,065.46	6.00	94.00	293,027,065	0.00	0
A2	64,000,000.00	Book	60.00	% of 447,181,522.08	268,308,913.25	24.00	76.00	204,308,913	0.00	0
BBB+ to BBB-	32,457,517.67	Book	60.00	% of 447,181,522.08	268,308,913.25	12.00	88.00	235,851,396	0.00	0
NR	1,000,000.00	Book	0.00	% of 447,181,522.08	0.00	0.00	0.00	0	100.00	1,000,000
	447,181,522.08				2,057,035,001.57			1,610,853,479		1,000,000

Notes

1. In instances where long securities have a term remaining which is less than 365 days, the issuer's short term rating is used instead of the security's (presumably long term) rating.



Trading Limit Report 125
Central Coast Council
As At 31 January 2021

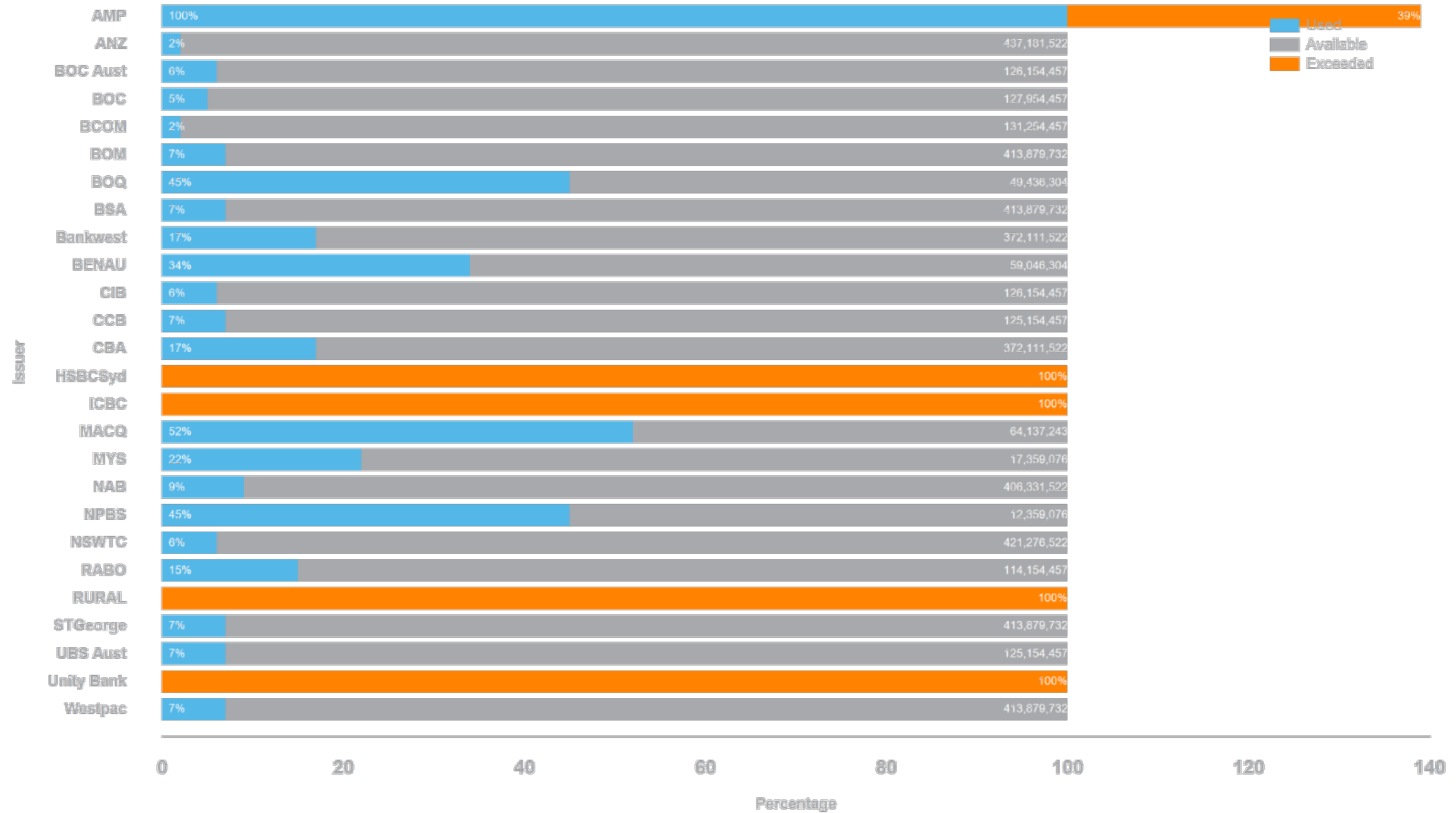
3 Term Group Trading Limits

Term Group	Already Traded Face Value	Limit For Book or Notional Trading Entity	Trading Limit	Trading Limit Type	Trading Limit Value	Trading Limit Used (%)	Trading Limit Available (%)	Trading Limit Available (Value)	Trading Limit Exceeded (%)	Trading Limit Exceeded (\$)
0-1 Year	282,361,522.08	Book	100.00	% of 447,181,522.08	447,181,522.08	63.00	37.00	164,820,000	0.00	0
1-3 Year	66,950,000.00	Book	70.00	% of 447,181,522.08	313,027,065.46	21.00	79.00	246,077,065	0.00	0
3-5 Year	82,870,000.00	Book	40.00	% of 447,181,522.08	178,872,608.83	46.00	54.00	96,002,609	0.00	0
5+ Year	15,000,000.00	Book	5.00	% of 447,181,522.08	22,359,076.10	67.00	33.00	7,359,076	0.00	0
	447,181,522.08				961,440,272.47			514,258,750		0



Trading Limit Report 125
Central Coast Council
As At 31 January 2021

Issuer Trading Limits



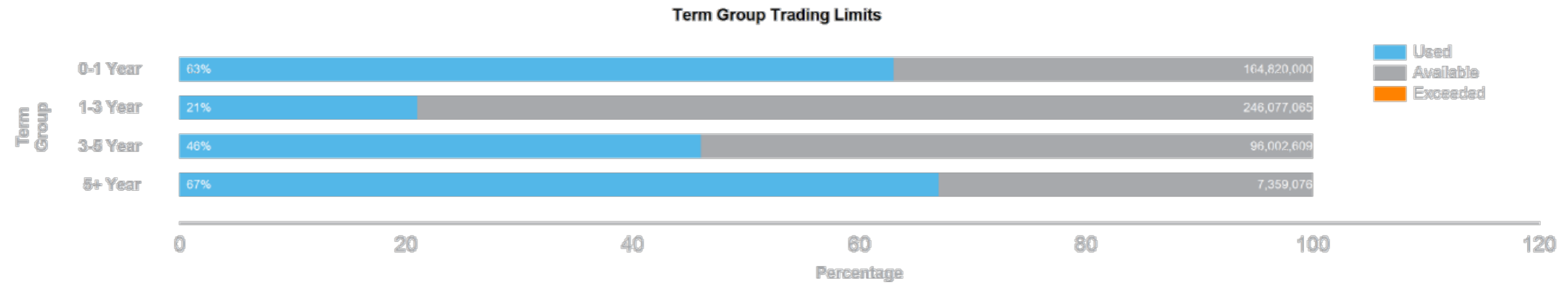


Trading Limit Report 125
Central Coast Council
As At 31 January 2021





Trading Limit Report 125
Central Coast Council
As At 31 January 2021




Trading Limit Report 125
Central Coast Council
As At 31 January 2021
Disclaimer:

Laminar Capital Pty Ltd ABN 33 134 784 740 (AFSL 476686), its officers, employees, agents and associates ("Associates") from time to time hold interests in securities of, or earn brokerage, fees and other benefits from, corporations or investment vehicles referred to in documents provided to clients. All information contained herein is confidential and proprietary to Laminar Capital and, accordingly, this material is not to be reproduced in whole or in part or used for any purpose except as authorised by Laminar Capital. It is to be treated as strictly confidential and not disclosed directly or indirectly to any other person, firm or entity.

Distribution of this information to anyone other than the original recipient and that party's advisers is unauthorised. Any reproduction of these materials, in whole or in part, or the divulgence of any of its contents, without the prior consent of Laminar Capital is prohibited. Any securities recommendation or comments (including an opinion) contained in this document is general advice only and does not take into account your personal objectives, financial situation or needs. Laminar Capital is not acting in a fiduciary capacity. Recommendations or statements of opinion expressed may change without notice. You should not act on a recommendation or statement of opinion without first considering the appropriateness of the general advice to your personal circumstances or consulting your investment advisor to determine whether the recommendation or statement of opinion is appropriate for your investment objectives, financial situation or needs.

Laminar Capital believes that the information contained in this document is accurate when issued. Laminar Capital does not warrant that the information contained herein is accurate, reliable, complete or up-to-date, and, to the fullest extent permitted by law, disclaims all liability of Laminar Capital and its Associates for any loss or damage suffered by any person by reason of the use by that person of, or their reliance on, any information contained in this document or any error or defect in this document, whether arising from the negligence of Laminar Capital or its Associates or otherwise. No action should be taken on the basis of or in reliance on the information, opinions or conclusions contained in this document.

Laminar Capital acts as principal when we buy and sell fixed interest securities in the secondary markets. The yield that we quote to you incorporates any margin that we may receive. The margin is the difference between the price at which we, as principal, buy the security and the price at which we sell the security to you. Laminar Capital may also receive placement fees from Issuers for distributing securities on their behalf.

This document is not, and is not intended to be, an offer or invitation for subscription or sale, or a recommendation, with respect to any securities, nor is it to form the basis of any contract or commitment. This document does not purport to identify the nature of the specific market or other risks associated with these products. Before entering into any transaction in relation to the products, the investor should ensure that it fully understands the terms of the products and the transaction, relevant risk factors, the nature and extent of the investor's risk of loss and the nature of the contractual relationship into which the investor is entering. Prior to investing in these products, an investor should determine, based on its own independent review and such professional advice as it deems appropriate, the economic risks and merits, the legal, tax accounting characteristics and risk, and the consequences of an investment in them. This is not a substantive commentary or analysis by Laminar Capital and has not been prepared as a research product or comments by a research analyst.

LAMINAR CAPITAL PTY LTD
ACN 134 784 740
WWW.LAMINARCAPITAL.COM.AU

MELBOURNE OFFICE: LEVEL 2, 548 COLLINS STREET, MELBOURNE, VIC 3000 T 61 3 8001 6990 F 61 3 8001 6933
SYDNEY OFFICE: LEVEL 42, GATEWAY TOWER, 1 MACQUARIE PLACE, SYDNEY NSW, 2000 T 61 2 8094 1230 F 61 2 8094 1233
BRISBANE OFFICE: LEVEL 18, RIVERSIDE CENTRE 123 EAGLE STREET, BRISBANE QLD, 4000 T 61 7 3123 5370 F 61 7 3123 5371

Report Code: T82BP125EXT-00.16
Report Description: Trading Limit Performance As At Date
Parameters:
As At/Scenario Date: 31 January 2021
Balance Date: 6 February 2021 (but 31 Jan 2021 used instead)
Trading Entity: Central Coast Council
Trading Book: Central Coast Council
Report Made: BidOnly
Using Face Value
Trading Entity and Book Limits
Effects of Parent/Child Issuers Not Ignored
Hide Zero Holdings



Portfolio Valuation Report
Central Coast Council
As At 31 January 2021

Fixed Interest Security	ISIN	Face Value Original	Bond Factor	Face Value Current	Capital Price	Accrued Interest Price	Market Value	% Total Value	Running Yield	Weighted Running Yield
At Call Deposit										
AMP At Call		10,067,517.67	1.00000000	10,067,517.67	100.000	0.000	10,067,517.67	2.22%	0.80%	
CBA At Call		70,000.00	1.00000000	70,000.00	100.000	0.000	70,000.00	0.02%	0.01%	
Westpac At Call		3,301,790.40	1.00000000	3,301,790.40	100.000	0.000	3,301,790.40	0.73%	0.00%	
		13,439,308.07		13,439,308.07			13,439,308.07	2.97%		0.60%
At Call Investment										
MACQ At Call In		35,017,214.01	1.00000000	35,017,214.01	100.000	0.000	35,017,214.01	7.73%	0.30%	
		35,017,214.01		35,017,214.01			35,017,214.01	7.73%		0.30%
Fixed Rate Bond										
BENAU 1.7 06 Sep 2024 Fixed	AU3CB0266377	5,390,000.00	1.00000000	5,390,000.00	103.464	0.690	5,613,900.60	1.24%	1.64%	
HSBCSyd 1.5 27 Sep 2024 Fixed	AU3CB0267078	1,480,000.00	1.00000000	1,480,000.00	102.723	0.522	1,528,026.00	0.34%	1.45%	
MACQ 1.7 12 Feb 2025 Fixed	AU3CB0270387	25,000,000.00	1.00000000	25,000,000.00	103.988	0.795	26,195,750.00	5.78%	1.63%	
NSWTC 1.25 20 Mar 2025 Fixed	AU3SG0002025	2,000,000.00	1.00000000	2,000,000.00	103.826	0.459	2,085,700.00	0.46%	1.25%	
NSWTC 3 15 Nov 2028 Fixed	AU3SG0001878	15,000,000.00	1.00000000	15,000,000.00	115.811	0.638	17,467,350.00	3.86%	3.00%	
UBS Aust 1.2 30 Jul 2025 Fixed	AU3CB0273407	4,000,000.00	1.00000000	4,000,000.00	101.787	0.003	4,071,600.00	0.90%	1.17%	
		52,870,000.00		52,870,000.00			56,962,326.60	12.58%		1.95%
Floating Rate Deposit										
Westpac 0.82 26 Nov 2021 1096DAY FRD		5,000,000.00	1.00000000	5,000,000.00	100.000	0.152	5,007,594.50	1.11%	0.84%	
Westpac 0.93 27 Nov 2023 1827DAY FRD		5,000,000.00	1.00000000	5,000,000.00	100.000	0.169	5,008,444.65	1.11%	0.95%	
		10,000,000.00		10,000,000.00			10,016,039.15	2.21%		0.89%
Floating Rate Note										
AMP 1.08 10 Sep 2021 FRN	AU3FN0044657	9,000,000.00	1.00000000	9,000,000.00	100.163	0.157	9,028,800.00	1.99%	1.10%	
AMP 1.05 30 Mar 2022 FRN	AU3FN0035283	2,000,000.00	1.00000000	2,000,000.00	100.011	0.093	2,002,080.00	0.44%	1.06%	
BOC 0.8 18 Aug 2023 FRN	AU3FN0055463	3,400,000.00	1.00000000	3,400,000.00	100.480	0.166	3,421,964.00	0.76%	0.81%	
BENAU 0.52 02 Dec 2025 FRN	AU3FN0057634	10,000,000.00	1.00000000	10,000,000.00	100.142	0.089	10,023,100.00	2.21%	0.54%	
CIB 1.35 09 Jun 2023 FRN	AU3FN0054441	8,000,000.00	1.00000000	8,000,000.00	102.031	0.199	8,178,400.00	1.81%	1.34%	
CCB 0.93 24 Jun 2022 FRN	AU0000049520	9,000,000.00	1.00000000	9,000,000.00	100.666	0.098	9,068,760.00	2.00%	0.93%	
ICBC 0.77 24 Feb 2023 FRN	AU3FN0053161	10,000,000.00	1.00000000	10,000,000.00	100.493	0.147	10,064,000.00	2.22%	0.79%	
NPBS 1.65 24 Jan 2022 FRN	AU3FN0034021	10,000,000.00	1.00000000	10,000,000.00	101.305	0.027	10,133,200.00	2.24%	1.66%	
UBS Aust 0.87 30 Jul 2025 FRN	AU3FN0055307	5,000,000.00	1.00000000	5,000,000.00	101.808	0.005	5,090,650.00	1.12%	0.86%	
		66,400,000.00		66,400,000.00			67,010,954.00	14.80%		1.02%
Floating Rate TCD										
BOC Aust 0.83 06 Nov 2023 FloatTCD	AU3FN0057337	8,000,000.00	1.00000000	8,000,000.00	100.410	0.201	8,048,880.00	1.78%	0.85%	
BOC 0.78 27 Oct 2023 FloatTCD	AU3FN0057162	2,800,000.00	1.00000000	2,800,000.00	100.379	0.009	2,810,864.00	0.62%	0.79%	
BCOM 0.83 29 Sep 2023 FloatTCD	AU3FN0056529	2,900,000.00	1.00000000	2,900,000.00	100.474	0.077	2,915,979.00	0.64%	0.84%	
		13,700,000.00		13,700,000.00			13,775,723.00	3.04%		0.83%
Term Deposit										



Portfolio Valuation Report
Central Coast Council
As At 31 January 2021

Fixed Interest Security	ISIN	Face Value Original	Bond Factor	Face Value Current	Capital Price	Accrued Interest Price	Market Value	% Total Value	Running Yield	Weighted Running Yield
AMP 0.7 12 May 2021 182DAY TD		5,000,000.00	1.00000000	5,000,000.00	100.000	0.155	5,007,767.10	1.11%	0.70%	
AMP 1.4 14 Jun 2022 728DAY TD		5,000,000.00	1.00000000	5,000,000.00	100.000	0.878	5,043,917.80	1.11%	1.40%	
ANZ 0.68 22 Feb 2021 153DAY TD		10,000,000.00	1.00000000	10,000,000.00	100.000	0.244	10,024,405.50	2.21%	0.68%	
BOQ 0.45 14 Jul 2021 182DAY TD		5,000,000.00	1.00000000	5,000,000.00	100.000	0.022	5,001,109.60	1.10%	0.45%	
BOQ 0.45 21 Jul 2021 189DAY TD		5,000,000.00	1.00000000	5,000,000.00	100.000	0.022	5,001,109.60	1.10%	0.45%	
BOQ 1.75 26 Aug 2021 728DAY TD		10,000,000.00	1.00000000	10,000,000.00	100.000	0.743	10,074,315.10	2.22%	1.75%	
BOQ 2 26 Sep 2024 1827DAY TD		10,000,000.00	1.00000000	10,000,000.00	100.000	0.696	10,069,589.00	2.22%	2.00%	
BOQ 1.53 16 Jun 2025 1826DAY TD		10,000,000.00	1.00000000	10,000,000.00	100.000	0.960	10,095,991.80	2.23%	1.53%	
BENAU 0.35 11 Aug 2021 210DAY TD		5,000,000.00	1.00000000	5,000,000.00	100.000	0.017	5,000,863.00	1.10%	0.35%	
BENAU 0.35 18 Aug 2021 217DAY TD		5,000,000.00	1.00000000	5,000,000.00	100.000	0.017	5,000,863.00	1.10%	0.35%	
BENAU 0.35 25 Aug 2021 224DAY TD		5,000,000.00	1.00000000	5,000,000.00	100.000	0.017	5,000,863.00	1.10%	0.35%	
CBA 0.44 05 Feb 2021 85DAY TD		5,000,000.00	1.00000000	5,000,000.00	100.000	0.098	5,004,821.90	1.10%	0.44%	
CBA 0.45 10 Feb 2021 90DAY TD		5,000,000.00	1.00000000	5,000,000.00	100.000	0.099	5,004,931.50	1.11%	0.45%	
CBA 0.48 10 Mar 2021 118DAY TD		5,000,000.00	1.00000000	5,000,000.00	100.000	0.105	5,005,260.25	1.11%	0.48%	
CBA 0.64 07 Apr 2021 180DAY TD		10,000,000.00	1.00000000	10,000,000.00	100.000	0.200	10,019,989.00	2.21%	0.64%	
CBA 0.49 14 Apr 2021 147DAY TD		5,000,000.00	1.00000000	5,000,000.00	100.000	0.099	5,004,967.10	1.11%	0.49%	
CBA 0.64 21 Apr 2021 194DAY TD		10,000,000.00	1.00000000	10,000,000.00	100.000	0.200	10,019,989.00	2.21%	0.64%	
CBA 0.52 28 Apr 2021 161DAY TD		5,000,000.00	1.00000000	5,000,000.00	100.000	0.105	5,005,271.25	1.11%	0.52%	
CBA 0.42 09 Jun 2021 180DAY TD		5,000,000.00	1.00000000	5,000,000.00	100.000	0.059	5,002,934.25	1.10%	0.42%	
CBA 0.43 30 Jun 2021 201DAY TD		5,000,000.00	1.00000000	5,000,000.00	100.000	0.060	5,003,004.10	1.10%	0.43%	
CBA 0.37 07 Jul 2021 177DAY TD		5,000,000.00	1.00000000	5,000,000.00	100.000	0.020	5,001,013.70	1.10%	0.37%	
CBA 0.43 07 Jul 2021 208DAY TD		5,000,000.00	1.00000000	5,000,000.00	100.000	0.060	5,003,004.10	1.10%	0.43%	
CBA 0.37 28 Jul 2021 198DAY TD		5,000,000.00	1.00000000	5,000,000.00	100.000	0.020	5,001,013.70	1.10%	0.37%	
CBA 0.37 04 Aug 2021 205DAY TD		5,000,000.00	1.00000000	5,000,000.00	100.000	0.020	5,001,013.70	1.10%	0.37%	
MACQ 0.8 12 Oct 2021 456DAY TD		10,000,000.00	1.00000000	10,000,000.00	100.000	0.443	10,044,274.00	2.22%	0.80%	
MYS 1.5 04 Mar 2021 363DAY TD		5,000,000.00	1.00000000	5,000,000.00	100.000	1.360	5,068,013.70	1.12%	1.50%	
NAB 0.5 29 Mar 2021 182DAY TD		10,000,000.00	1.00000000	10,000,000.00	100.000	0.171	10,017,123.30	2.21%	0.50%	
NAB 0.5 04 May 2021 210DAY TD		10,000,000.00	1.00000000	10,000,000.00	100.000	0.160	10,016,027.40	2.21%	0.50%	
NAB 0.41 18 May 2021 218DAY TD		10,000,000.00	1.00000000	10,000,000.00	100.000	0.125	10,012,468.50	2.21%	0.41%	
NAB 0.42 31 Jan 2022 367DAY TD		850,000.00	1.00000000	850,000.00	100.000	0.002	850,019.56	0.19%	0.42%	
NAB 1.15 14 Jun 2024 1459DAY TD		10,000,000.00	1.00000000	10,000,000.00	100.000	0.722	10,072,150.70	2.22%	1.15%	
NSWTC 0.84 04 May 2021 365DAY TD		8,098,000.00	1.00000000	8,098,000.00	100.000	0.628	8,148,691.29	1.80%	0.84%	
NSWTC 1 04 Jun 2021 365DAY TD		807,000.00	1.00000000	807,000.00	100.000	0.660	812,328.41	0.18%	1.00%	
RABO 2.92 05 Jul 2021 1095DAY TD		10,000,000.00	1.00000000	10,000,000.00	100.000	1.672	10,167,200.00	2.24%	2.92%	
RABO 3.18 12 Dec 2022 1825DAY TD		10,000,000.00	1.00000000	10,000,000.00	100.000	0.427	10,042,690.40	2.22%	3.18%	



Portfolio Valuation Report
Central Coast Council
As At 31 January 2021

Fixed Interest Security	ISIN	Face Value Original	Bond Factor	Face Value Current	Capital Price	Accrued Interest Price	Market Value	% Total Value	Running Yield	Weighted Running Yield
Unity Bank 1.65 15 Feb 2021 366DAY TD		1,000,000.00	1.00000000	1,000,000.00	100.000	1.587	1,015,867.12	0.22%	1.65%	
Westpac 0.33 10 Mar 2021 89DAY TD		5,000,000.00	1.00000000	5,000,000.00	100.000	0.046	5,002,305.50	1.10%	0.33%	
Westpac 0.33 17 Mar 2021 96DAY TD		5,000,000.00	1.00000000	5,000,000.00	100.000	0.046	5,002,305.50	1.10%	0.33%	
Westpac 3.06 21 Jun 2021 1096DAY TD		10,000,000.00	1.00000000	10,000,000.00	100.000	0.344	10,034,372.60	2.22%	3.06%	
		255,755,000.00		255,755,000.00			256,703,846.03	56.68%		1.02%
Fixed Interest Total		447,181,522.08		447,181,522.08			452,925,410.86	100.00%		1.06%



Portfolio Valuation Report
Central Coast Council
As At 31 January 2021

Section 2: FI Portfolio Valuation With Associated Latest Deal Information

Fixed Interest Security	ISIN	Latest FI Deal Settlement Date	WAL / Maturity Date Interim	Face Value Original	Bond Factor	Face Value Current	Capital Price	Accrued Interest Price	Market Value	% Latest Total FI Deal Value Code	Notes of Latest FI Deal
At Call Deposit											
AMP At Call		1 Jan 2021	31 Dec 2020	10,067,517.67	1.00000000	10,067,517.67	100.000	0.000	10,067,517.67	2.22%	LC100214
CBA At Call		11 Dec 2020	31 Dec 2020	70,000.00	1.00000000	70,000.00	100.000	0.000	70,000.00	0.02%	LC99452
Westpac At Call		31 Dec 2020	31 Dec 2020	3,301,790.40	1.00000000	3,301,790.40	100.000	0.000	3,301,790.40	0.73%	LC100213
				13,439,308.07		13,439,308.07			13,439,308.07	2.97%	withdrawal on \$15m on 23/12 and \$7m on 17/12
At Call Investment											
MACQ At Call In		13 Jan 2021	31 Dec 2020	35,017,214.01	1.00000000	35,017,214.01	100.000	0.000	35,017,214.01	7.73%	LC100421
				35,017,214.01		35,017,214.01			35,017,214.01	7.73%	
Fixed Rate Bond											
BENAU 1.7 06 Sep 2024 Fixed	AU3CB0266377	14 Jan 2021	6 Sep 2024	5,390,000.00	1.00000000	5,390,000.00	103.464	0.690	5,613,900.60	1.24%	LC100360
HSBCSyd 1.5 27 Sep 2024 Fixed	AU3CB0267078	14 Jan 2021	27 Sep 2024	1,480,000.00	1.00000000	1,480,000.00	102.723	0.522	1,528,026.00	0.34%	LC100324
MACQ 1.7 12 Feb 2025 Fixed	AU3CB0270387	14 Jan 2021	12 Feb 2025	25,000,000.00	1.00000000	25,000,000.00	103.988	0.795	26,195,750.00	5.78%	LC100354
NSWTC 1.25 20 Mar 2025 Fixed	AU3SG0002025	21 Nov 2019	20 Mar 2025	2,000,000.00	1.00000000	2,000,000.00	103.826	0.459	2,085,700.00	0.46%	LC98863
NSWTC 3 15 Nov 2028 Fixed	AU3SG0001878	15 Nov 2018	15 Nov 2028	15,000,000.00	1.00000000	15,000,000.00	115.811	0.638	17,467,350.00	3.86%	LC98875
UBS Aust 1.2 30 Jul 2025 Fixed	AU3CB0273407	14 Jan 2021	30 Jul 2025	4,000,000.00	1.00000000	4,000,000.00	101.787	0.003	4,071,600.00	0.90%	LC100329
				52,870,000.00		52,870,000.00			56,962,326.60	12.58%	
Floating Rate Deposit											
Westpac 0.82 26 Nov 2021 1096DAY FRD		26 Nov 2018	26 Nov 2021	5,000,000.00	1.00000000	5,000,000.00	100.000	0.152	5,007,594.50	1.11%	LC97340
Westpac 0.93 27 Nov 2023 1827DAY FRD		26 Nov 2018	27 Nov 2023	5,000,000.00	1.00000000	5,000,000.00	100.000	0.169	5,008,444.65	1.11%	LC97342
				10,000,000.00		10,000,000.00			10,016,039.15	2.21%	
Floating Rate Note											
AMP 1.08 10 Sep 2021 FRN	AU3FN0044657	15 Dec 2020	10 Sep 2021	9,000,000.00	1.00000000	9,000,000.00	100.163	0.157	9,028,800.00	1.99%	LC99255
AMP 1.05 30 Mar 2022 FRN	AU3FN0035283	15 Dec 2020	30 Mar 2022	2,000,000.00	1.00000000	2,000,000.00	100.011	0.093	2,002,080.00	0.44%	LC99254
BOC 0.8 18 Aug 2023 FRN	AU3FN0055463	12 Jan 2021	18 Aug 2023	3,400,000.00	1.00000000	3,400,000.00	100.480	0.166	3,421,964.00	0.76%	LC100248
BENAU 0.52 02 Dec 2025 FRN	AU3FN0057634	27 Jan 2021	2 Dec 2025	10,000,000.00	1.00000000	10,000,000.00	100.142	0.089	10,023,100.00	2.21%	LC100679
CIB 1.35 09 Jun 2023 FRN	AU3FN0054441	12 Jan 2021	9 Jun 2023	8,000,000.00	1.00000000	8,000,000.00	102.031	0.199	8,178,400.00	1.81%	LC100262
CGB 0.93 24 Jun 2022 FRN	AU0000049520	8 Dec 2020	24 Jun 2022	9,000,000.00	1.00000000	9,000,000.00	100.666	0.098	9,068,760.00	2.00%	LC98637
ICBC 0.77 24 Feb 2023 FRN	AU3FN0053161	27 Jan 2021	24 Feb 2023	10,000,000.00	1.00000000	10,000,000.00	100.493	0.147	10,064,000.00	2.22%	LC100672
NPBS 1.65 24 Jan 2022 FRN	AU3FN0034021	26 Nov 2018	24 Jan 2022	10,000,000.00	1.00000000	10,000,000.00	101.305	0.027	10,133,200.00	2.24%	LC98632
UBS Aust 0.87 30 Jul 2025 FRN	AU3FN0055307	27 Jan 2021	30 Jul 2025	5,000,000.00	1.00000000	5,000,000.00	101.808	0.005	5,090,650.00	1.12%	LC100676
				66,400,000.00		66,400,000.00			67,010,954.00	14.80%	
Floating Rate TCD											
BOC Aust 0.83 06 Nov 2023 FloatTCD	AU3FN0057337	23 Nov 2020	6 Nov 2023	8,000,000.00	1.00000000	8,000,000.00	100.410	0.201	8,048,880.00	1.78%	LC97432
BOC 0.78 27 Oct 2023 FloatTCD	AU3FN0057162	12 Jan 2021	27 Oct 2023	2,800,000.00	1.00000000	2,800,000.00	100.379	0.009	2,810,864.00	0.62%	LC100260



Portfolio Valuation Report
Central Coast Council
As At 31 January 2021

Fixed Interest Security	ISIN	Latest FI Deal Settlement Date	WAL / Maturity Date Interim	Face Value Original	Bond Factor	Face Value Current	Capital Price	Accrued Interest Price	Market Value	% Total Value	Latest FI Deal Code	Notes of Latest FI Deal
BOOM 0.83 29 Sep 2023 FloatTCD	AU3FN0056529	12 Jan 2021	29 Sep 2023	2,900,000.00	1.00000000	2,900,000.00	100.474	0.077	2,915,979.00	0.84%	LC100250	
				13,700,000.00		13,700,000.00			13,775,723.00	3.04%		
Term Deposit												
AMP 0.7 12 May 2021 182DAY TD		11 Nov 2020	12 May 2021	5,000,000.00	1.00000000	5,000,000.00	100.000	0.155	5,007,767.10	1.11%	LC97300	
AMP 1.4 14 Jun 2022 728DAY TD		16 Jun 2020	14 Jun 2022	5,000,000.00	1.00000000	5,000,000.00	100.000	0.878	5,043,917.80	1.11%	LC98633	
ANZ 0.68 22 Feb 2021 153DAY TD		22 Sep 2020	22 Feb 2021	10,000,000.00	1.00000000	10,000,000.00	100.000	0.244	10,024,405.50	2.21%	LC98620	
BOQ 0.45 14 Jul 2021 182DAY TD		13 Jan 2021	14 Jul 2021	5,000,000.00	1.00000000	5,000,000.00	100.000	0.022	5,001,109.60	1.10%	LC100644	
BOQ 0.45 21 Jul 2021 189DAY TD		13 Jan 2021	21 Jul 2021	5,000,000.00	1.00000000	5,000,000.00	100.000	0.022	5,001,109.60	1.10%	LC100645	
BOQ 1.75 26 Aug 2021 728DAY TD		29 Aug 2019	26 Aug 2021	10,000,000.00	1.00000000	10,000,000.00	100.000	0.743	10,074,315.10	2.22%	LC98631	
BOQ 2 26 Sep 2024 1827DAY TD		26 Sep 2019	26 Sep 2024	10,000,000.00	1.00000000	10,000,000.00	100.000	0.896	10,069,589.00	2.22%	LC98636	
BOQ 1.53 16 Jun 2025 1826DAY TD		16 Jun 2020	16 Jun 2025	10,000,000.00	1.00000000	10,000,000.00	100.000	0.960	10,095,991.80	2.23%	LC98637	
BENAU 0.35 11 Aug 2021 210DAY TD		13 Jan 2021	11 Aug 2021	5,000,000.00	1.00000000	5,000,000.00	100.000	0.017	5,000,863.00	1.10%	LC100641	
BENAU 0.35 18 Aug 2021 217DAY TD		13 Jan 2021	18 Aug 2021	5,000,000.00	1.00000000	5,000,000.00	100.000	0.017	5,000,863.00	1.10%	LC100642	
BENAU 0.35 25 Aug 2021 224DAY TD		13 Jan 2021	25 Aug 2021	5,000,000.00	1.00000000	5,000,000.00	100.000	0.017	5,000,863.00	1.10%	LC100643	
CBA 0.44 05 Feb 2021 85DAY TD		12 Nov 2020	5 Feb 2021	5,000,000.00	1.00000000	5,000,000.00	100.000	0.098	5,004,821.90	1.10%	LC97200	
CBA 0.45 10 Feb 2021 90DAY TD		12 Nov 2020	10 Feb 2021	5,000,000.00	1.00000000	5,000,000.00	100.000	0.099	5,004,931.50	1.11%	LC97199	
CBA 0.48 10 Mar 2021 118DAY TD		12 Nov 2020	10 Mar 2021	5,000,000.00	1.00000000	5,000,000.00	100.000	0.105	5,005,260.25	1.11%	LC97198	
CBA 0.64 07 Apr 2021 180DAY TD		9 Oct 2020	7 Apr 2021	10,000,000.00	1.00000000	10,000,000.00	100.000	0.200	10,019,989.00	2.21%	LC98623	
CBA 0.49 14 Apr 2021 147DAY TD		18 Nov 2020	14 Apr 2021	5,000,000.00	1.00000000	5,000,000.00	100.000	0.099	5,004,967.10	1.11%	LC97406	
CBA 0.64 21 Apr 2021 194DAY TD		9 Oct 2020	21 Apr 2021	10,000,000.00	1.00000000	10,000,000.00	100.000	0.200	10,019,989.00	2.21%	LC98624	
CBA 0.52 28 Apr 2021 161DAY TD		18 Nov 2020	28 Apr 2021	5,000,000.00	1.00000000	5,000,000.00	100.000	0.105	5,005,271.25	1.11%	LC97408	
CBA 0.42 09 Jun 2021 180DAY TD		11 Dec 2020	9 Jun 2021	5,000,000.00	1.00000000	5,000,000.00	100.000	0.059	5,002,934.25	1.10%	LC99444	
CBA 0.43 30 Jun 2021 201DAY TD		11 Dec 2020	30 Jun 2021	5,000,000.00	1.00000000	5,000,000.00	100.000	0.060	5,003,004.10	1.10%	LC99447	
CBA 0.37 07 Jul 2021 177DAY TD		11 Jan 2021	7 Jul 2021	5,000,000.00	1.00000000	5,000,000.00	100.000	0.020	5,001,013.70	1.10%	LC100637	
CBA 0.43 07 Jul 2021 208DAY TD		11 Dec 2020	7 Jul 2021	5,000,000.00	1.00000000	5,000,000.00	100.000	0.060	5,003,004.10	1.10%	LC99449	
CBA 0.37 28 Jul 2021 198DAY TD		11 Jan 2021	28 Jul 2021	5,000,000.00	1.00000000	5,000,000.00	100.000	0.020	5,001,013.70	1.10%	LC100638	
CBA 0.37 04 Aug 2021 205DAY TD		11 Jan 2021	4 Aug 2021	5,000,000.00	1.00000000	5,000,000.00	100.000	0.020	5,001,013.70	1.10%	LC100639	
MACQ 0.8 12 Oct 2021 456DAY TD		13 Jul 2020	12 Oct 2021	10,000,000.00	1.00000000	10,000,000.00	100.000	0.443	10,044,274.00	2.22%	LC91149	
MYS 1.5 04 Mar 2021 363DAY TD		6 Mar 2020	4 Mar 2021	5,000,000.00	1.00000000	5,000,000.00	100.000	1.360	5,068,013.70	1.12%	LC98621	
NAB 0.5 29 Mar 2021 182DAY TD		28 Sep 2020	29 Mar 2021	10,000,000.00	1.00000000	10,000,000.00	100.000	0.171	10,017,123.30	2.21%	LC98622	
NAB 0.5 04 May 2021 210DAY TD		6 Oct 2020	4 May 2021	10,000,000.00	1.00000000	10,000,000.00	100.000	0.160	10,016,027.40	2.21%	LC98625	
NAB 0.41 18 May 2021 218DAY TD		12 Oct 2020	18 May 2021	10,000,000.00	1.00000000	10,000,000.00	100.000	0.125	10,012,468.50	2.21%	LC98627	
NAB 0.42 31 Jan 2022 367DAY TD		29 Jan 2021	31 Jan 2022	850,000.00	1.00000000	850,000.00	100.000	0.002	850,019.56	0.18%	LC101767	
NAB 1.15 14 Jun 2024 1459DAY TD		16 Jun 2020	14 Jun 2024	10,000,000.00	1.00000000	10,000,000.00	100.000	0.722	10,072,150.70	2.22%	LC98635	
NSWTC 0.84 04 May 2021 365DAY TD		4 May 2020	4 May 2021	8,098,000.00	1.00000000	8,098,000.00	100.000	0.826	8,148,691.29	1.80%	LC98626	
NSWTC 1 04 Jun 2021 365DAY TD		4 Jun 2020	4 Jun 2021	807,000.00	1.00000000	807,000.00	100.000	0.660	812,328.41	0.18%	LC98628	



Portfolio Valuation Report
Central Coast Council
As At 31 January 2021

Fixed Interest Security	ISIN	Latest FI Deal Settlement Date	WAL / Maturity Date Interim	Face Value Original	Bond Factor	Face Value Current	Capital Price	Accrued Interest Price	Market Value	% Total Value	Latest FI Deal Code	Notes of Latest FI Deal
RABO 2.92 05 Jul 2021 1095DAY TD		6 Jul 2018	5 Jul 2021	10,000,000.00	1.00000000	10,000,000.00	100.000	1.672	10,167,200.00	2.24%	LC98630	
RABO 3.18 12 Dec 2022 1825DAY TD		13 Dec 2017	12 Dec 2022	10,000,000.00	1.00000000	10,000,000.00	100.000	0.427	10,042,690.40	2.22%	LC98634	
Unity Bank 1.65 15 Feb 2021 366DAY TD		15 Feb 2020	15 Feb 2021	1,000,000.00	1.00000000	1,000,000.00	100.000	1.587	1,015,867.12	0.22%	LC98619	
Westpac 0.33 10 Mar 2021 89DAY TD		11 Dec 2020	10 Mar 2021	5,000,000.00	1.00000000	5,000,000.00	100.000	0.046	5,002,305.50	1.10%	LC99434	
Westpac 0.33 17 Mar 2021 96DAY TD		11 Dec 2020	17 Mar 2021	5,000,000.00	1.00000000	5,000,000.00	100.000	0.046	5,002,305.50	1.10%	LC99441	
Westpac 3.06 21 Jun 2021 1096DAY TD		21 Jun 2018	21 Jun 2021	10,000,000.00	1.00000000	10,000,000.00	100.000	0.344	10,034,372.60	2.22%	LC97338	
				255,755,000.00		255,755,000.00			256,703,846.03	56.68%		
Fixed Interest Total				447,181,522.08		447,181,522.08			452,925,410.86	100.00%		



**Portfolio Valuation Report
Central Coast Council
As At 31 January 2021**

Disclaimer:

Laminar Capital Pty Ltd ABN 33 134 784 740 (AFSL 476886), its officers, employees, agents and associates ("Associates") from time to time hold interests in securities of, or earn brokerage, fees and other benefits from, corporations or investment vehicles referred to in documents provided to clients. All information contained herein is confidential and proprietary to Laminar Capital and, accordingly, this material is not to be reproduced in whole or in part or used for any purpose except as authorised by Laminar Capital. It is to be treated as strictly confidential and not disclosed directly or indirectly to any other person, firm or entity.

Distribution of this information to anyone other than the original recipient and that party's advisers is unauthorised. Any reproduction of these materials, in whole or in part, or the divulgence of any of its contents, without the prior consent of Laminar Capital is prohibited. Any securities recommendation or comments (including an opinion) contained in this document is general advice only and does not take into account your personal objectives, financial situation or needs. Laminar Capital is not acting in a fiduciary capacity. Recommendations or statements of opinion expressed may change without notice. You should not act on a recommendation or statement of opinion without first considering the appropriateness of the general advice to your personal circumstances or consulting your investment advisor to determine whether the recommendation or statement of opinion is appropriate for your investment objectives, financial situation or needs.

Laminar Capital believes that the information contained in this document is accurate when issued. Laminar Capital does not warrant that the information contained herein is accurate, reliable, complete or up-to-date, and, to the fullest extent permitted by law, disclaims all liability of Laminar Capital and its Associates for any loss or damage suffered by any person by reason of the use by that person of, or their reliance on, any information contained in this document or any error or defect in this document, whether arising from the negligence of Laminar Capital or its Associates or otherwise. No action should be taken on the basis of or in reliance on the information, opinions or conclusions contained in this document.

Laminar Capital acts as principal when we buy and sell fixed interest securities in the secondary markets. The yield that we quote to you incorporates any margin that we may receive. The margin is the difference between the price at which we, as principal, buy the security and the price at which we sell the security to you. Laminar Capital may also receive placement fees from Issuers for distributing securities on their behalf.

This document is not, and is not intended to be, an offer or invitation for subscription or sale, or a recommendation, with respect to any securities, nor is it to form the basis of any contract or commitment. This document does not purport to identify the nature of the specific market or other risks associated with these products. Before entering into any transaction in relation to the products, the investor should ensure that it fully understands the terms of the products and the transaction, relevant risk factors, the nature and extent of the investor's risk of loss and the nature of the contractual relationship into which the investor is entering. Prior to investing in these products, an investor should determine, based on its own independent review and such professional advice as it deems appropriate, the economic risks and merits, the legal, tax accounting characteristics and risk, and the consequences of an investment in them. This is not a substantive commentary or analysis by Laminar Capital and has not been prepared as a research product or comments by a research analyst.

LAMINAR CAPITAL PTY LTD
ACN 134 784 740
WWW.LAMINARCAPITAL.COM.AU

MELBOURNE OFFICE: LEVEL 2, 546 COLLINS STREET, MELBOURNE, VIC 3000 T 61 3 9001 6990 F 61 3 9001 6933
SYDNEY OFFICE: LEVEL 42, GATEWAY TOWER, 1 MACQUARIE PLACE, SYDNEY NSW, 2000 T 61 2 8094 1230 F 61 2 8094 1233
BRISBANE OFFICE: LEVEL 18, RIVERSIDE CENTRE 123 EAGLE STREET, BRISBANE QLD, 4000 T 61 7 3123 5370 F 61 7 3123 5371

Report Code: TR22P100EXT-01.16
Report Description: Portfolio Valuation As At Date
Parameters:
Term Deposit Interest Included
Cash Included

Governance Report Card - Central Coast Council



This quarterly report is based upon the Governance Lighthouse. (NSW Audit Office). It covers eight principles and 17 key governance components.

Report date: Quarter 2 - 2020/2021

General Comments:**Quarter ending 31 December 2020**

Key Governance actions in Q2 include the adoption of a new structure for Central Coast Council.

While there were three instances of failure to meet a statutory deadline, the information was provided as required.

During the quarter, risk reviews were undertaken with Unit Managers against Council's Enterprise Risk Management Framework. Further work is planned as a result of the change in structure.

Significant work has been undertaken to consolidate audit actions (both internal and external). Further work is planned to prioritise and plan actions against these.

Governance Report Card - Central Coast Council

Light house principle:**Stakeholder rights**

Measure:

Number of Code of Conduct complaints

Reporting cycle:

Quarterly

Current as at:

31-Dec-20

Data provided by:

Office of the Internal Ombudsman

	17/18	18/19	19/20	Q1 20/21	Q2 20/21
# complaints (total)	8	23	25	5	9
% Upheld	37%	43%	32%	40%	0%
# complaints (Clrs + CEO)	3	8	13	2	4
% Upheld	67%	63%	15%	50%	0%

Commentary:

In 2017/18 one complaint regarding Councillors or the CEO was resolved at the outset by alternative means.

In 2018/19 one complaint regarding Councillors or the CEO remained unresolved and two were resolved at the outset by alternative means.

Some Q2 complaints for 2020/21 are still being investigated and therefore the percentage of upheld matters may not be entirely accurate as no outcome has been determined yet

Governance Report Card - Central Coast Council

Measure: % of Tier 1 customer complaints resolved at first point of contact
 Reporting cycle: Quarterly
 Current as at: 31-Dec-20 Data provided by: Customer Experience Coordinator

	17/18*	18/19	19/20	Q1 20/21	Q2 20/21
Number of complaints	285	1049	596	119	119
% resolved at fpoc	NA	NA	NA	100%	100%

Commentary: *CX (Council's Customer Relationship Management tool) started end of 2017 so the data for 2017/18 is not for a full 12 months.

Complaints for 2018/19 are significantly higher as general feedback service requests were included in the complaints data. Due to a change in resourcing, complaints were forwarded to departments, not reviewed or triaged, therefore reporting is not reflective of the true number of community complaints and included generic customer comments.

Prior to 2020/21 the percentage of complaints resolved at first point of contact have not been tracked.

There is one fpoc request from Q2 19/20 that was redirected to the Internal Ombudsman for review which is still not resolved.

Governance Report Card - Central Coast Council

Light house principle: Risk management

Measure: % of Government Public Access Act decisions overturned on review

Reporting cycle: Quarterly

Current as at: 31-Dec-20 Data provided by: Section Manager, Governance Services

	2018/19	2019/20	Q1 19/20	Q2 19/20	Q3 19/20	Q4 19/20	Q1 20/21	Q2 20/21	Trend
GIPA applications	116	112	25	35	30	22	31	28	↓
Number of reviews	NA	8	3	3	2	0	2	2	-
Informal information requests	1,286	1,380	387	337	295	361	450	247	↓
Average days to complete	35	25	15	20	20	25	40	45	↑

Commentary:

A GIPA application is a formal application under the Government Information (Public Access) Act. A review under that Act is a formal request by an applicant or third party to review the decision made. The review can be conducted by another staff member or the Office of the Information and Privacy Commissioner.

An information information request is a request for information held by Council. There is no statutory timeframe for completing these requests. Council has a self determined target that 90% of informal requests are completed within 45 days.

Reviews determined in the quarter can be internal review, NCAT reviews or a review by the IPC. In Q2 of 20/21 there was one internal reviews in which the decision was the same as the Formal Decision one IPC review in which the decision resulted in a small variation to the Formal Decision.

In 2018/19 there was one instance of a deemed refusal where the timeframe for response was missed. Details of review numbers and outcomes were not collected in 2018/19.

In 2019/20 there were no instances of deemed refusal of a formal GIPA due to a missed timerame. 92.5% of informal requests were completed within 45 days.

In Q2 of 2020/21 75% of information requests were completed within 45 days. The reduction in turn around time is due to reduced resource levels. The focus remains on formal applications due to the statutory timeframes and requirements.

Governance Report Card - Central Coast Council

Measure: % of risk management actions completed within timeframes
 Reporting cycle: Quarterly
 Current as at: 31/12/2021 Data provided by: Enterprise Risk Manager

Total number of operational risks	261
Total number of Extreme risks	2
Total number of High risks	38
Total number of Medium risks	107
Total number of Low risks	114

Risk by Type	
Asset	27
Business	51
Fraud and Corruption	27
Governance	26
HR	14
IM	23
Legal	16
Operational	4
Resources	73

Commentary:

The Enterprise Risk Management Framework has been operating since April 2019. There have been four reviews of risks during the last 21 months focussed on developing an understanding of identifying risks and effectively managing them. The adopted restructure provides an opportunity to consolidate risks and focus more strongly on working through the organisation's objectives as they cascade to Units and Sections.

Of the 20 highest risks current identified: one is asset related, four are business related, one is governance related, seven are human resources related, three are legal related and four relate to operations.

These risks and associated controls are currently under review as the organisation works towards reducing them to an acceptable level.

The controlled risk heat map is below

Governance Report Card - Central Coast Council

		CONSEQUENCE				
		Catastrophic	Major	Moderate	Minor	Insignificant
LIKELIHOOD	Almost Certain	0	0	1	3	0
	Likely	2	9	7	9	3
	Possible	3	13	17	35	8
	Unlikely	5	10	23	64	9
	Rare	6	4	14	8	8

Governance Report Card - Central Coast Council

Light house principle:**Remuneration**

Measure: Council determines Councillor remuneration annually by 30 June

Reporting cycle: Annual

Current as at: 13-Jul-20 Data provided by: Unit Manager, Governance and Business Services

	17/18	18/19	19/20	20/21
Date resolved	23/10/2017	26/06/2018	10/06/2019	13/07/2020
In time	No*	Yes	Yes	No**

Commentary:

Council is required to determine the Remuneration for Councillors each year prior to 30 June 2020. This is based upon the annual determination made by the Local Government Remuneration Tribunal.

*In 2017 the annual determination was made after 30 June 2020 due to the conduct of the Local Government Election in September 2017.

**In 2020 the annual determination was made after 30 June 2020 due to the Remuneration Tribunal decision being delayed as a result of COVID-19.

Governance Report Card - Central Coast Council

Light house principle:**Disclosure**

Measure:

% of annual disclosures completed within statutory timeframes

Reporting cycle:

Annual

Current as at:

31/12/2020

Data provided by:

Section Manager, Governance Services

	17/18	18/19	19/20
% completed by 30 Sep (staff)	97%	96%	100%
% completed by 30 Sep (Clrs)	100%	100%	100%
% completed by 30 Sep (ARIC)	NA	NA	100%

Commentary:

The Councillor returns upon election were tabled on 12 February 2018.

Returns for the period of 2017/18 were tabled on 29 October 2018. Nine returns for staff were not tabled due to those staff being on extended leave. These returns were subsequently completed.

Returns for the period of 2018/19 were tabled on 28 October 2019. Seven returns for staff were not tabled due to those staff being on extended leave. These returns were subsequently completed.

Prior to the tabling of returns for 2019/20, the list of designated persons was reviewed in accordance with the relevant Office of Local Government circular. This resulted in a reduced number of staff being identified as designated persons. Returns for the period of 2019/20 were tabled on 24 October 2020. In addition, with changes to designated persons and senior staff additional returns were completed and published. A further report will be provided to Council to formally table these returns in early 2021.

Governance Report Card - Central Coast Council

Light house principle:**Corporate reporting**

Measure:

Financial statements completed within timeframes

Reporting cycle:

Annual

Current as at:

31/12/2020

Data provided by:

Financial Controller, Performance and Partnering

	16/17	17/18	18/19	19/20
Date resolved	26/03/2018	10/12/2018	9/03/2020	

Commentary:

The legislated deadline for the finalisation of the Financial Statements is 30 November each year. However, the Office of Local Government grants extensions where there are valid reasons why that timeframe cannot be met. The lodgement of the Financial Statements for the years ended 30 June 2017, 30 June 2018 and 30 June 2019 were approved by the OLG. Copies of these approvals are held on file. The main reasons for the requested extensions were:

Financial year ended 30 June 2017

- The requirement for newly elected councillors to gain an understanding of deficiencies in the former Gosford City Council's financial controls and assurance as to their effect on the Financial Statements
- The requirement to consolidate the former Gosford City and Wyong Shire Council's 2016-17 Financial Statements
- Additional Audit Office queries requiring additional time and resources to address.

Financial year ended 30 June 2018

- New ERP (financial systems) implemented during 2017-18 financial year which has taken staff longer than normal to prepare the Financial Statements
- Reduced finance resources through provision of support for the IPART pricing submission
- Delay in receiving asset revaluation information from the appointed valuer.

Financial year ended 30 June 2019

- Ongoing issues associated with the amalgamation and the additional testing and samples required by the Audit Office relating to implementation of a single IT system and Council's controls.

Financial year ended 30 June 2020

- Ongoing issues with current financial position, forensic audit and the complexities associated with the appointment of the Interim Administrator in light of these issues

Governance Report Card - Central Coast Council

Measure: Management Actions identified as part of audits completed by risk rating
 Reporting cycle: Quarterly
 Current as at: 31/12/2020 Data provided by: Chief Internal Auditor

	Extreme	High	Medium	Low	Total	Date	
2020/2021	0	66	50	9			
Water Quality and Supply Mgmt	0	8	9	3	20	Dec-20	Internal Audit
Purchase cards	0	13	7	2	22	Nov-20	Internal Audit
Payroll	0	2	4	0	6	Nov-20	Internal Audit
Contractors, Temps, Labour Hire	0	13	3	0	16	Oct-20	Internal Audit
Contract Management	0	6	6	0	12	Jun-20	Internal Audit
Leadership Allowance and Expenses	0	11	6	1	18	Sep-20	Internal Audit
Complaints Management	0	11	6	1	18	Pending	Internal Audit
IT Governance	0	2	9	2	13	Sep-20	Internal Audit
2019/2020	0	42	54	15			
Procurement of IT Goods	0	11	1	0	12	Jul-19	Internal Audit
NHV Accreditation (2017/18)	0	3	4	1	8	Jul-19	Internal Audit
Cash Management (Waste Services)	0	11	3	0	14	Jul-19	Internal Audit
Seniors Centres	0	11	6	0	17	Sep-19	Internal Audit
Cash Management (Library Services)	0	2	4	0	6	Oct-19	Internal Audit
Interim Audit 30/6/19	0	0	16	7	23	Jan-20	NSW Audit Office
Final Audit 30/6/19	0	2	9	3	14	Mar-20	NSW Audit Office
Infrastructure contributions	NA	NA	NA	NA	*13	Mar-20	NSW Audit Office
Councillor Expenses and Facilities	0	2	11	4	17	Apr-20	Internal Audit
2018/19	0	20	10	0			
CCTV	0	11	3	0	14	Aug-18	Internal Audit
RMS Drives (2017/18)	0	9	7	0	16	Sep-18	Internal Audit

Governance Report Card - Central Coast Council

Commentary:

NSW Audit Office Actions were not captured in reporting until 2020/21 this is because the NSW Audit Office became Council's external auditor from 2018/19 year.

Details of the Management actions are reported to the Audit, Risk and Improvement Committee every meeting.

*In March 2020, the NSW Audit Office finalised a performance audit of *Governance and internal controls over local infrastructure contributions*. The Audit made 13 recommendations for Central Coast Council. These recommendations were not identified by risk level.

Governance Report Card - Central Coast Council

Light house principle:**Ethics**

Measure:

No instances of failure to meet legislative deadlines

Reporting cycle:

Quarterly

Current as at:

31/12/2020

Data provided by:

Section Manager, Governance Services

	Q1 20/21	Q2 20/21	Trend
# of missed deadlines	2	3	↑

Commentary:

On 2 July 2020 a Legislative Compliance Policy (Operational) was adopted.

From 1 July 2020 a Legislative Compliance Register was established and implemented.

There were a total of 46 items due in Q2 20/21 and as at the end of Q2 20/21 there were no instances of failure to meet legislative deadlines. However there were three instances where the legislative deadlines were completed late and these were:

1. Water and Sewer - R.099 ABS Engineering Construction Survey – This financial information was submitted on 24/11/20 rather than 12/10/20.

2. Water and Sewer - R.099 ABS Engineering Construction Survey (same as above) – This financial information was submitted on 15/01/21 rather than 31/12/20.

3. Road Transport Drainage and Waste -R.203 Local Infrastructure Renewal Scheme – Claims – This financial information was submitted on 19/11/20 rather than 1/11/20

Governance Report Card - Central Coast Council

Light house principle:**Structure**

Measure:

of Council actions completed

Reporting cycle:

Quarterly

Current as at:

31/12/2020

Data provided by:

Section Manager, Councillor Support

	Q1 19/20	Q2 19/20	Q3 19/20	Q4 19/20	Q1 20/21	Q2 20/21	
Number of open actions	101	93	71	76	86	71	(at the end of the quarter)
Number closed actions	13	131	78	77	62	104	(at the end of the quarter)
Open and overdue	NA	NA	9	6	14	14	(at the end of the quarter)

Commentary:

Open, closed and overdue actions are as at the end of each quarter.

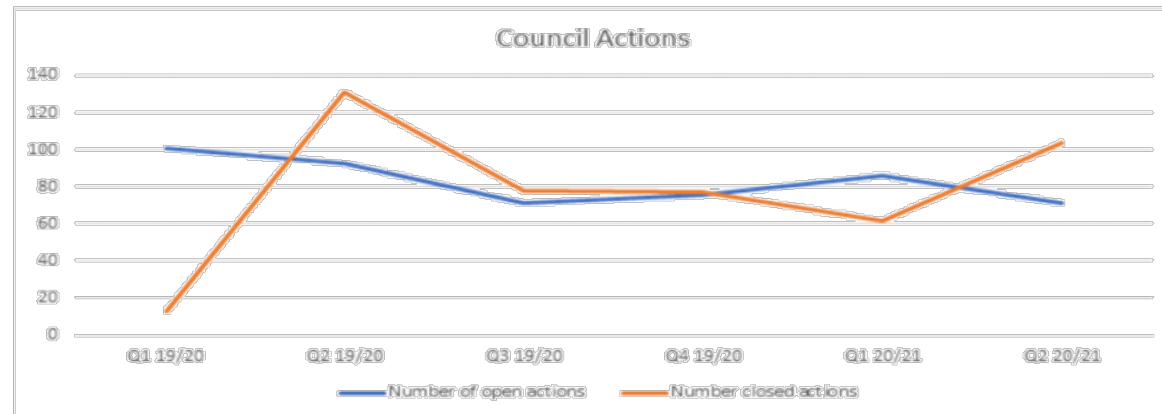
During the period from October to December 2019, a review was undertaken of open Council Actions. As a result of this review a significant number were closed as the action had been taken but had not been updated in the system. For transparency, a report of all resolutions of Council since the conduct of the 2017 Local Government election was provided to all Councillors on 24 April 2020 with a status comment.

Quarterly reports were provided on 22 May 2020 (for period ending 31 March 2020) and 24 July 2020 (for period ending 30 June 2020)

Reports of overdue actions at the end of each quarter were not created until January 2020.

Reports relating to Actions were provided in the Councillor Support Updates on 24 April 2020, 22 May 2020 and 13 November 2020

Governance Report Card - Central Coast Council



Governance Report Card - Central Coast Council

Measure: % of items considered in Confidential Session of Council
 Reporting cycle: Quarterly
 Current as at: 31/12/2020 Data provided by: Section Manager, Councillor Support

	Q1 19/20	Q2 19/20	Q3 19/20	Q4 19/20	Q1 20/21	Q2 20/21	Trend
Total number of items	122	170	106	108	90	150	↑
% in closed session	3%	1%	7%	5%	2%	10%	↑

Commentary: In 2019/20 there were a total of 17 items resolved by Council to be confidential.

In Q1 and Q2 there has been a focus on providing as much as practicable in open Council by using Confidential attachments.

The increase in the number of items considered in Confidential Session of Council in Q2 is reflective of the current financial situation.

Governance Report Card - Central Coast Council

Light house principle:**Management oversight**

Measure:

% of actions delivered against Community Strategic Plan

Reporting cycle:

Annual

Current as at:

31/12/2020

Data provided by:

Section Manager, Corporate Planning and Reporting

	18/19	19/20
Actions due to be completed	157	147
Number of actions completed	121	109

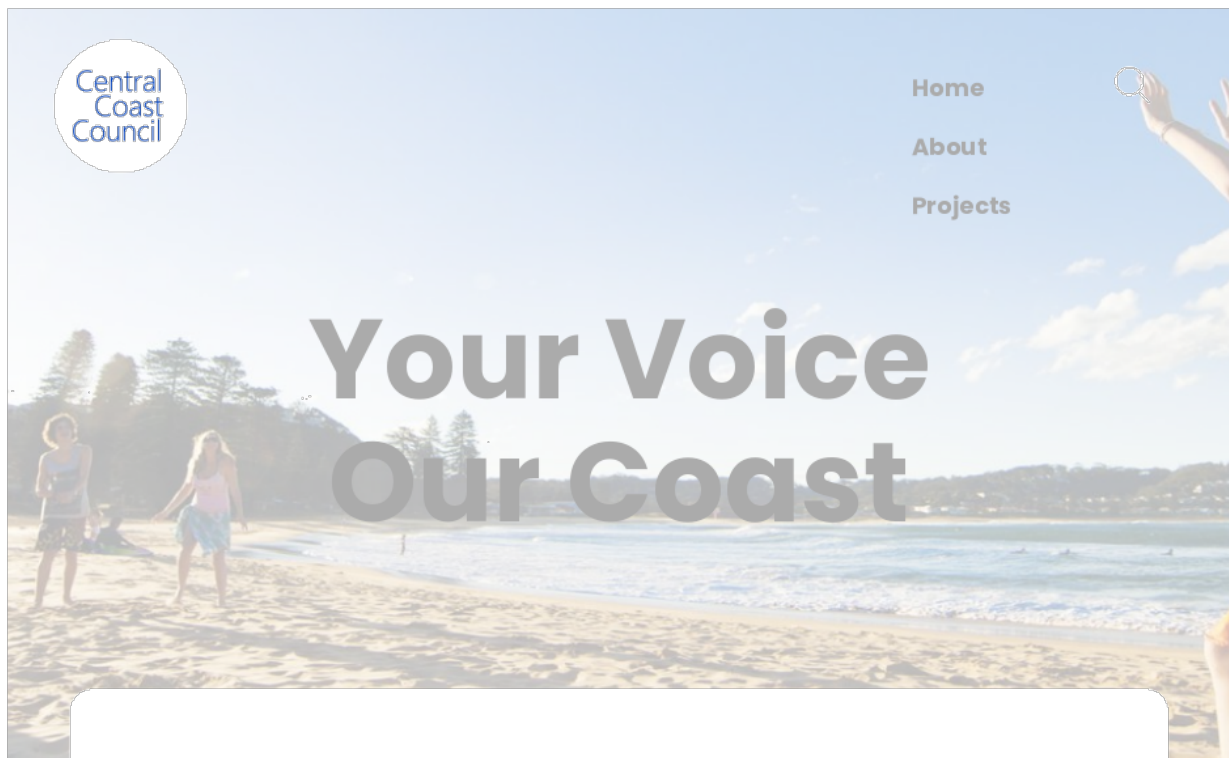
Commentary:

The Community Strategic Plan was adopted by Council in May 2018 and was implemented from 1 July 2018.

Q1 2020/21 information will be available 19 October and reported to Council in November. The 2019-20 figures are draft as they form part of the Annual report which will be provided to Council on 14 December 2020.

29/10/2020

Draft Consolidated Environment & Planning Policies | Your Voice Our Coast



[Home](#) > [All Projects](#) >

[Draft Consolidated Environment & Planning Policies](#)

Draft Consolidated Environment & Planning Policies

Public Exhibition

As part of Council's continued effort to deliver consistent policies for the whole region, five draft consolidated policies are now on public exhibition for the community to review and submit comments.

This forms part of the ongoing program to review 68 policies from the Environment and Planning Directorate in order to consolidate all former Wyong Shire Council or Gosford City Council policies following the amalgamation.

29/10/2020

Draft Consolidated Environment & Planning Policies | Your Voice Our Coast

During the review process, where policies are found to have ongoing relevance, they are being updated and consolidated to ensure a single policy exists for the Central Coast Local Government Area (LGA) and where policies are determined to be no longer relevant or obsolete, they are recommended for revocation.

The following draft policies are now on public exhibition for a 42-day period from **Monday 14 September until Thursday 29 October 2020** to provide the community with an opportunity to review and submit comments:

1. Temporary Licensing of a Trade or Business on Open Space Areas Policy
2. Events on Open Space Areas Policy
3. Tree Vandalism Management Policy
4. Keeping of Animals Policy
5. Smoke-free Outdoor Public Places Policy

To find out more and have your say on the each policy, you are invited to:

- View the draft policies (available in the document library below)
- View the Frequently Asked Questions (available below)
- [Provide feedback via the online submission form](#), or
- Send a submission to ask@centralcoast.nsw.gov.au, or PO Box 20, Wyong NSW, 2259

Submissions and feedback will be accepted until

5pm Thursday 29 October 2020.

Your attention is drawn to the provisions of the Government Information (Public Access) Act 2009 which allows for possible access to certain public and personal documentation. [View our privacy statement.](#)

29/10/2020

Draft Consolidated Environment & Planning Policies | Your Voice Our Coast

Draft Temporary Licensing of a Trade or Business on Open Space Areas Policy

This draft policy guides Council in the management of temporary licensing of open space areas for commercial usage, such as stand-up paddle board hire operators, personal trainers and fitness group operators and surf schools.

The policy provides formal guidelines for undertaking a trade or business on open space areas in the LGA, to ensure ecologically sustainable use and protection of these areas, fair and sustainable use of these areas as well as the safety and wellbeing of the community.

The policy supports existing application processes and guidelines on the Council website (Outdoor permits).

This draft policy is primarily based upon a former Gosford City Council Policy and the intent remains the same. The draft policy does not change fees and charges and does not vary any temporary measures related to COVID-19 that may be in place.

View the draft policy

Contact: David.Norbury@centralcoast.nsw.gov.au

Draft Events on Open Space Areas Policy

This draft policy guides Council in the management of event bookings of open space areas for externally run events, such as weddings, markets and entertainment.

The draft policy sets out formal guidelines for undertaking events on open space areas in the local government area,

29/10/2020

Draft Consolidated Environment & Planning Policies | Your Voice Our Coast

to ensure fair and sustainable use of these areas and the safety and wellbeing of the community.

The policy supports existing application processes and guidelines on the Council website. The draft policy does not change fees and charges and does not vary any temporary measures related to COVID-19 that may be in place.

The draft Events on Open Space Policy is primarily based upon three former Gosford City Council Policies and the intent remains the same. These policies were:

- Temporary Events and Activities on Open Space
- Special Events on Open Space Areas
- Circus Performances

View the draft policy

Contact: Maureen.Wilson@centralcoast.nsw.gov.au

Draft Tree Vandalism Management Policy

The purpose of the updated policy is to provide a consistent approach across the LGA in deterring and responding to the vandalism of trees and vegetation on both private and Council owned or managed land.

This policy provides the following benefits:

- It empowers staff to deploy appropriate management techniques (e.g. signage) with Council endorsement
- Policy could be a deterrent in its own right

This policy is based on the *Regional Tree and Vegetation Vandalism Policy* that was developed by the Hunter Joint Organisation (of Councils), due to increasing

29/10/2020

Draft Consolidated Environment & Planning Policies | Your Voice Our Coast

tree/vegetation vandalism being experienced by councils across the region.

This policy will replace the former Regional Tree Vegetation Vandalism Policy of Gosford City Council.

It provides a consistent approach to management of tree vandalism across the whole of the Central Coast LGA both in terms of compliance as well as other actions or deterrence. No such policy existed in the former Wyong local government area.

[View the draft policy](#)

[View the Frequently Asked Questions \(FAQs\)](#)

Contact: Scott.Irwin@centralcoast.nsw.gov.au

Draft Keeping of Animals Policy

The policy aims to provide minimum standards for the keeping of animals in the LGA, particularly in residential areas.

This Policy does not include the keeping of dogs and cats as they are managed under the Companion Animals Act which sets out specific criteria for the keeping of companion animals.

The policy includes an "Advisory Table" which provides a guide to appropriate numbers for keeping of animals (e.g. poultry, caged birds, bee hives, rabbits).

Council may consider these numbers when required to address any impact created by the keeping of any animal

29/10/2020

Draft Consolidated Environment & Planning Policies | Your Voice Our Coast

species.

The numbers included in the Advisory table are the **same** as those provided for in the former Wyong Shire Council Policy. It is noted that the former Gosford City Council did not have such a policy.

The policy aligns closely with the requirements of the Local Government Act 1993, the key change is the inclusion of the Advisory table which provides a guide to the numbers for keeping of animals.

View the draft policy

View the Frequently Asked Questions (FAQs)

Contact: Shann.Mitchell@centralcoast.nsw.gov.au

Draft Smoke-Free Outdoor Public Places Policy

This policy seeks to protect members of the community from the health and social impacts of smoking by others in public places.

The policy identifies where smoking is banned in outdoor public spaces (**beyond** those listed by the *Smoke-free Environment Act 2000*) to include:

1. Natural Areas (e.g. bushland, foreshores)
2. Sportsgrounds
3. Parks
4. Areas of Cultural Significance

The Policy also tries to better mitigate the impacts of smoking on the environment through litter, as well as reduce the risk of bush fire ignition in our natural areas.

Review of comments received for the Draft Vandalism Management Policy – 18 November 2020

Comments / Feedback provided to Council	Council's critical review of comments/Feedback received
All references to tree should also state vegetation.	<p>Considered: Reviewed Policy for all references to trees and vegetation Recommendation: Change item 8 and 13 to include "and vegetation". No change to Item 5.</p> <p>The use of 'tree and vegetation' has been used consistently through the Policy, however there were only 2 specific locations (items 8 and 13) where this wording 'and vegetation' was not included. This has now been modified for consistency. There is one reference to a Tree in Item 5 to tree poisoning '.....ongoing reports of tree poisoning and removal.' This relates specifically to the volume of reports received of tree vandalism.</p>
References to tree should also state vegetation in the name of the (Policy) document and definitions	<p>Considered: Reviewed document against title. Recommendation: Include 'and vegetation' in the title of the policy. Title to be changed to <i>Tree and Vegetation Vandalism Management Policy</i> to be consistent with the use of the wording 'tree and vegetation' that has been used through the Policy</p>
Replace the sentence " <i>The type of enforcement action taken will be determined by consideration of all relevant factors including:</i> " as the list that follows are not relevant factors but potential actions. Maybe replace with "The types of enforcement action for vandalism of public/community trees include one or more of the following actions:"	<p>Considered: Reviewed item in policy Recommendation: Change wording in Compliance Monitoring and Review item 9 c. Regulatory Enforcement to state the following - <i>"The type of action taken will be determined by consideration of all relevant factors, and may include one or more of the following:"</i></p> <p>The wording in the draft policy may be interpreted that Council will undertake actions listed sequentially. i.e. i, then ii, then iii etc.. This change of wording enables Council to use the most appropriate enforcement action or a combination of enforcement actions listed from points i to vi.</p>
<p>CEN commends Central Coast Council for putting together a policy to deter and manage tree and vegetation vandalism across the local government area.</p> <p>CEN urges Council to move quickly to adopt the final version of this policy and implement a communication plan to educate the whole community about the importance of tree and vegetation protection</p>	<p>Considered: Noted support for the policy in general and the items listed opposite Recommendation: No change in policy.</p> <p>However, the Council Report is to recommend the development and implementation of a communication plan to support the policy adoption.</p>

3.1

Attachment 2

Outcomes of Exhibition of Draft Tree and Vegetation Vandalism Management Policy

Community responses to Tree Vandalism Management Policy

Comments / Feedback provided to Council	Council's critical review of comments/Feedback received
All references to vegetation should also state tree	<p>Considered: Reviewed Policy for all references to trees and vegetation</p> <p>Recommendation: No Change as any single references to vegetation without tree relates to specific information in the policy relates to vegetation communities and does not change the intent of the policy or outcomes.</p>
Split Chapter 9. into 2 chapters for clarity as items under <i>b. Monitoring and Prevention</i> , iii. and iv., apply and relate to after the vandalism incident has taken place and would site better under Regulatory Enforcement+.	<p>Considered: Reviewed item in policy</p> <p>Recommendation: No change to the policy as the actions listed under Compliance Monitoring and Review item 9 b. Monitoring and Prevention can be imposed by Council to create a broader community deterrent and are not in themselves legislated regulatory actions.</p>
Chapter 9 includes <i>a. Education</i> and <i>b. Monitoring and Prevention</i> retains "Installation of surveillance cameras and signs."	<p>Considered: Reviewed item in policy</p> <p>Recommendation: No Change to the policy as the other options in Compliance Monitoring and Review item 9 b. provide effective deterrents where appropriate to use.</p>
Include an additional item to encourage community monitoring and reporting "Our community is encouraged to report any tree and/or vegetation vandalism to XXXXX."	<p>Considered: Reviewed item in policy</p> <p>Recommendation: No Change to the policy.</p> <p>Council directly encourages the community to report occurrences of tree and vegetation vandalism directly to Council through existing communications channels such as Councils website and Customer Relationship Management system.</p>
Remove i. Education (as "a. Education". above has already failed).	<p>Considered: Reviewed against policy.</p> <p>Recommendation: No change to the policy. Education is a critical tool in preventing further vandalism and community understanding and may be used in conjunction with other enforcement options.</p>
Add in the points "iii. Screens" and "iv. Construction ..." which are actions taken after vandalism. Before the two points above insert "In order to protect the site and remnant tree and/or vegetation pending completion of investigation process and/or any regulatory action .." to put it into context.	<p>Considered: Reviewed against policy</p> <p>Recommendation: No change to the policy. The potential use of physical deterrents such screens are options available to Council after careful consideration, proportionate to scale of vandalism that has occurred, benefit and cost analysis of installing, monitoring and removing the physical deterrents.</p>

3.1

Attachment 2**Outcomes of Exhibition of Draft Tree and Vegetation Vandalism Management Policy****Community responses to Tree Vandalism Management Policy**

Comments / Feedback provided to Council	Council's critical review of comments/Feedback received
<p>Change "ii. Warning or formal caution" to "Formal Caution" reported to the Central Coast Council as an agenda item and recorded in the minutes" i.e. Public shaming</p>	<p>Considered: Reviewed against policy Recommendation: No change to the policy as both Federal and NSW Privacy Acts do not allow for disclosure of an investigation or details of outcome in a specific instance.</p> <p>The preparation of Council Reports for the number Warning and Formal Cautions for Tree and Vegetation compliance is an operational matter and heavily commits staff time and resources without identifiable benefits.</p> <p>However, Operationally Council may consider broader community communications regarding areas of increased compliance and enforcement where necessary. This may also include also include the scale of penalties and acknowledgement of any successful prosecutions.</p>
<p>Replace "iv. Voluntary undertaking ... planting)," with "iv. Voluntary written undertaking to remedy the damage at their own cost by replacement planting of the same specie(s) and size(s) of what they vandalised." This will ensure that council does not have to waste time/resources chasing up a verbal undertaking and clarifies that the vandal covers the replacement cost and ensures that a tree is not replaced with ground cover!</p>	<p>Considered: Reviewed against policy Recommendation: No change to policy as voluntary undertakings are written agreements specific to the issue in each case as part of the regulatory enforcement process.</p>
<p>Congratulates the Council for preparing the policy based upon the Hunter Joint Organisation. Supports all elements of the document and specifically notes the following Clauses: 1, 3, 6, 9 and 15</p>	<p>Considered: Noted support for the policy in general and the items listed opposite. Recommendation: None</p>
<p>In enacting Clause 9 that - Council include a decision matrix to guide council staff on which enforcement actions should be employed.</p>	<p>Considered: Reviewed against policy Recommendation: No change to policy as each case will be different and the action and associated costs will need to be weighed against the benefit of each action.</p>

Comments / Feedback provided to Council	Council's critical review of comments/Feedback received
<p>Additional words recommended for Clause 15 – “<i>Staff maintaining records shall prepare a ½ yearly report to Council stating the number of investigations; a summary of the investigations; outcome of investigation; education projects/events during the reporting period.</i>”</p>	<p>Considered: Reviewed against policy Recommendation: No change to the policy as both Federal and NSW Privacy Acts do not allow for disclosure of an investigation or details of outcome in a specific instance. Any reporting requirements for compliance are an operational matter.</p> <p>The preparation of ½ yearly Council Reports for the number of tree and vegetation investigations, outcomes, education projects and participation in events during the reporting period heavily commits staff time and resources without identifiable benefits.</p> <p>However, Operationally Council may consider broader community communications regarding areas of increased compliance and enforcement where necessary. This may also include also include the scale of penalties and acknowledgement of any successful prosecutions.</p>
<p>Council to take more responsibility for the widespread vandalism currently occurring on COSS land - illegal, network of mountain bike tracks on Kincumba Mountain / need for monitoring</p>	<p>Considered: Reviewed against policy Recommendation: No change to the policy as this is a specific issue outside the Tree Vandalism Policy review.</p> <p>Works associated with illegal works on Council land would be dealt with holistically considering the potential environmental damage created under a broad range of Acts include but not limited to the Protection of the Environment Operations, Biodiversity Conservation, Environmental Planning and Assessment and not just through Council's Tree and Vegetation Vandalism Management Policy.</p>
<p>Council to add a section to this policy to deliver the positioning of new signage in locations that are vulnerable to vandalism and destruction. The signage should outline that vandalism and destruction are strictly prohibited and spell out the consequences.</p>	<p>Considered: Reviewed against policy Recommendation: No change to the policy as this is a specific issue outside the policy review.</p>
<p>Council to consider the use of drones, in addition to CCTV, as a method of preventing, monitoring and detecting illegal activities.</p>	<p>Considered: Reviewed against policy Recommendation: No change to the policy. The use of drones or CCTV for investigating compliance matters is not prohibited by the Policy</p>
<p>Education. Getting the message across that trees are just as important to the enjoyment of living on the Central Coast as its water features.</p>	<p>Considered: Reviewed against policy Recommendation: No change to the policy as this fall under the education element of the policy.</p>

3.1

Attachment 2

Outcomes of Exhibition of Draft Tree and Vegetation Vandalism Management Policy

Community responses to Tree Vandalism Management Policy

Comments / Feedback provided to Council	Council's critical review of comments/Feedback received
Educational sessions by Council in primary and secondary schools to get the message across of the importance of trees for the environment and enjoyment of the Central Coast.	Considered: Reviewed against policy Recommendation: No change to the policy as this fall under the educational element of the policy as this is only one option available to Council.
Enclosing information in council property and water notices, about the importance of preservation of trees and encouraging residents to report any vandalism or any deterioration in the condition of trees directly to Council	Considered: Reviewed against policy Recommendation: No change to the policy as this is only one option to disseminate the educational component of the policy.
Council Monitoring and Community Engagement Put up signs in parks and reserves, that Council regularly monitors parks for vandalism and indicate penalties for tree vandalism.	Considered: Reviewed against policy Recommendation: No change to the policy as this forms part of Compliance Monitoring and Review item 9 b. iii. Council currently monitors and received reports of vandalism from the public. There is no cost benefit in installing signs all reserves across the LGA
Also put in CCTV cameras, where there is a high incidence of vandalism	Considered: Reviewed against policy Recommendation: No change to the policy as this forms part of Compliance Monitoring and Review item 9 b. iii. This is currently an option available to Council to install surveillance camera in area of know high incidences of vandalism and is not prohibited by the Policy.
Put in more sturdy enclosures around newly planted trees to give them better protection from vandals.	Considered: Reviewed against policy Recommendation: No change to the policy as this would be an operational decision based on specific planting locations and support by a cost benefit analysis from the business unit responsible for the area.
Where new trees are planted, as well as the Council staff monitoring the trees, engage the local residents to keep an eye on the trees and report any vandalism to Council.	Considered: Reviewed against policy Recommendation: No Change to the policy. Communications around the monitoring of newly planted trees are part of roll out of the planting program, including specific projects and beatification plantings into reserves and parks
Put a notice in letter boxes of nearby residents to newly planted trees.	Considered: Reviewed against policy Recommendation: No change to the policy Communications around the monitoring of newly planted trees are part of roll out of the planting program, including specific projects and beatification plantings into reserves and parks

3.1

Attachment 2**Outcomes of Exhibition of Draft Tree and Vegetation Vandalism Management Policy****Community responses to Tree Vandalism Management Policy**

Comments / Feedback provided to Council	Council's critical review of comments/Feedback received
Where a tree has been vandalised, put up a sign alerting the public that this has occurred and ask the public to come forward with any information they may have about the vandalism incident	<p>Considered: Reviewed against policy</p> <p>Recommendation: No change to the policy as this undertaken as part of the investigation process and any signs installed as part of Compliance Monitoring and Review item 9 b. iii. Council currently monitors and received reports of vandalism from the public. There is no cost benefit in installing a sign while undertaking other investigation and enforcement actions.</p>
Work with community gardening groups to engage their efforts to help with vandalism prevention and monitoring of any vandalism as they regularly work in council community gardens and are often on the lookout for any tree vandalism	<p>Considered: Reviewed against policy</p> <p>Recommendation: No change to the policy as the process for reporting vandalism is through online or customer service requests directly into Council.</p>
This policy needs to be strengthened to include information about which actions should be taken and when.	<p>Considered: Reviewed against policy</p> <p>Recommendation: No change to the policy as this would be an operational decision based on specific events vandalism events, proportionate to scale of vandalism that has occurred, against the benefit and cost of each proposed action available to Council.</p>
To be consistently applied it must be clear that strong action (such as erecting screens etc) will be taken to prevent vandals benefitting from cutting down trees to create views and where there is no evidence who the perpetrator is.	<p>Considered: Reviewed against policy</p> <p>Recommendation: No change to policy as each case will be different and the action and associated costs will need to be proportionate to scale of vandalism that has occurred, against the benefit and cost of each proposed action available to Council.</p>
A decision matrix to guide council officers should be included in the policy.	<p>Considered: Reviewed against policy</p> <p>Recommendation: No change to policy as each case will be different, proportionate to scale of vandalism that has occurred, against the benefit and cost of each proposed action available to Council.</p>
A 6 monthly report should be provided to Council regarding the number of incidents reported, investigated and the outcome	<p>Considered: Reviewed against policy</p> <p>Recommendation: No change to the policy as both Federal and NSW Privacy Acts do not allow for disclosure of an investigation or details of outcome in a specific instance.</p> <p>The preparation of 6 monthly reports on the number of tree and vegetation incidents, outcomes, heavily commits staff time and resources without identifiable benefits.</p>
Removal of the Background section of the Policy	<p>Considered: Reviewed at the request of the Director</p> <p>Recommendation: Background section has been removed, although it has provided context, it does not provide direct relevance to policy.</p>

Comments / Feedback provided to Council	Council's critical review of comments/Feedback received
Removal of paragraph 8 under the Compliance, monitoring and review heading in the draft Tree and Vegetation Vandalism Management Policy	<p>Considered: Reviewed at the request of the Director</p> <p>Recommendation: The clause in relation to Council's Code of Conduct Policy has been removed as the Code of Conduct Policy will apply regardless of the inclusion of this clause within this Policy.</p>



Tree and Vegetation Vandalism Management Policy

XXXX 2020

Policy owner:	Environmental Management Unit, Environment & Planning
Approved by:	Scott Cox – Director, Environment & Planning
Date of approval:	11 February 2021
Policy category:	Strategic
Content Manager No:	D14334071
Review by:	

Policy No: CCC079

Contents

Contents	3
Purpose	4
Scope	4
General	4
Policy Objectives	4
Policy Principles	4
Compliance, monitoring and review	5
Definitions	6
Related resources	7
History of revisions	8

Purpose

1. The purpose of this policy is to provide a consistent approach across the Central Coast Council Local Government Area (LGA) in managing unlawful damage of trees and vegetation on private and public land where Council is the appropriate regulatory authority.

Scope

2. This Policy applies to the Central Coast Council LGA.

General

3. The following objectives and principles provide the framework to address tree and vegetation vandalism.

Policy Objectives

- a. To deter the vandalism of trees and vegetation, and
- b. To educate and promote the value of trees and vegetation across the Central Coast LGA and a greater understanding of the implications from damage or injury to trees and vegetation, and
- c. To provide consistency in the investigation and response to tree and vegetation vandalism incidents, and
- d. To share experience, expertise and resources within Council and through benchmarking with other Councils, when responding and deterring tree and vegetation vandalism, and
- e. To promote broader community involvement in the prevention and reporting of vandalism and assisting in the investigation following vandalism incident, and
- f. To achieve a reduction in the unlawful vandalism or removal of trees and vegetation.

Policy Principles

- a. Vandalism of trees and vegetation on community and public land is an unlawful activity.
- b. The long-term management of trees and vegetation on public land (including re-establishment in previously cleared areas) is integral to maintaining the economic, cultural, environmental and social values of the Council area. Trees and vegetation contribute significantly to environmental health, and to human health and wellbeing.
- c. The identification and prosecution of perpetrators of public tree or vegetation vandalism should be pursued consistently.

- d. In the absence of successful prosecution, Council and the community must work together for the prevention of further damage and the rehabilitation of damaged areas.
 - e. Education is a key mechanism to promote the value of trees and vegetation within both Council and the community and will encourage the reporting of vandalism, and a reduction in vandalism activity.
4. The implementation of this policy will consider the Central Coast Council Policy for Compliance and Enforcement
5. This policy (Tree and Vegetation Vandalism Management Policy) will take precedence in determining action regarding tree or vegetation compliance.

Compliance, monitoring and review

6. Compliance with the purpose, principles and objectives of this policy may be achieved through several actions, including but not limited to:
- a. **Education** of person/s investigated for compliance breaches, whether proven or unproven of committing an offence, of the social, environmental and legal implications of tree and vegetation vandalism including
 - i. Broader community education to also include awareness of Council Policy changes to the DCP Chapter (3.3 and 3.6) Tree and Vegetation Management and Compliance Policy.
 - ii. Dissemination of information to be in accordance with an approved Communication Plan incorporating both electronic and written options to maximise community contact.
 - b. **Monitoring and Prevention** of vandalism utilising technology, physical deterrents, increased site attendance and community reporting. Physical deterrents such as screens are only to be considered for application on Council managed land or with the authority of the landowner, such as Crown Lands (i.e. not to be implemented on private property). The type of action taken will be determined by consideration of all relevant factors such as budget availability, and may include one or more of the following:
 - I. Screens (including billboard style or other appropriate visual barriers) where vandalism is for views
 - II. Construction fence panels with shade cloth and signs identifying tree or vegetation has been vandalised, which can be used for both individual trees in street scapes and vegetated areas.
 - III. Installation of surveillance cameras and signs.
 - c. **Regulatory Enforcement** will be considered once an investigation has obtained all available and relevant information. The type of action taken will be determined by consideration of all relevant factors such as budget availability, and may include one or more of the following:

- i. Education,
 - ii. Warning or formal caution,
 - iii. Issue notice of intent to serve an order, and serving of order if appropriate,
 - iv. Voluntary undertaking to remedy the damage (includes replacement planting),
 - v. Issue a penalty notice,
 - vi. Commence legal proceedings for court action.
 - d. **Rehabilitation** of vandalised sites to be undertaken to reinstate the vegetation that has been damaged or removed, with the cost of the works to be recovered from person/s proven to have committed the offence wherever possible. Where an act of tree or vegetation vandalism (directly or indirectly) creates an environmental risk, such as increased erosion into a watercourse, Council will undertake immediate remedial action to minimise the environmental risk and will seek costs from any person proven as the perpetrator of the vandalism.
7. Councils compliance response to tree and vegetation vandalism issues will be applied in recognition of available staffing and monetary resources available to undertake compliance. Council staff will prioritise compliance in response to tree and vegetation vandalism based on relevant factors which may include the significance and severity of the offence, and the impact it has on the broader community and the environment.
8. This policy will be reviewed each Council term to ensure it is up to date and achieving its purpose, aligns with relevant legislation, government policy and/or Central Coast Council requirements, strategies, values and activities, and
9. This policy is implemented and monitored by the relevant operational area of Council responsible for tree and vegetation compliance to ensure the policy reflects the changing environment and emerging issues are identified as they develop.

Definitions

10. In this policy:

- a. **Authorised Regulatory Authority** means the government agency with jurisdiction over activity undertaken on a parcel of land.
- b. **Damage or Injury** means any activity that results in severing, bruising or breaking any part of the tree including the bark layer above or below ground; activities include pruning, impact, cut down, fell, uproot, kill, poison, ringbark, burn, clear or otherwise destroy the vegetation.
- c. **Prosecute** means investigation and determination of compliance action in response to alleged vandalism, with action taken where an offence is proven. May include caution, fines or court appearance.
- d. **Tree** means a perennial plant with at least one self-supporting woody or fibrous stem, which:
 - i. is three metres or more in height, or

- ii. has a trunk diameter of 75 mm or more measured at 1.4 metres above ground level, or
 - iii. any tree species on public managed land regardless of size.
- e. **Unlawful Destruction** means any activity that results in whole or partial tree removal, death, severing, bruising or breaking of the bark layer, or damage to any part of the tree above or below ground without a lawful permit, consent or lawful exemption.
- f. **Vandalism** means the unlawful destruction, damage or injury to trees and vegetation on any land.
- g. **Vegetation** means a tree or other vegetation, including understorey and groundcover plants, whether or not it is native to New South Wales

Related resources

11. Legislation:

- a. [Biodiversity Conservation Act 2016 \(NSW\)](#)
- b. [Environmental Planning and Assessment Act 1979 \(NSW\)](#)
- c. [Evidence Act 1995 \(NSW\)](#)
- d. [Local Government Act 1993 \(NSW\)](#)
- e. [Pesticides Act 1999 \(NSW\)](#)
- f. [Privacy and Personal Information Protection Act 1998 \(NSW\)](#)
- g. [Protection of the Environment Operations Act 1997 \(NSW\)](#)
- h. [State Environmental Planning Policy \(Vegetation in Non-Rural Areas\) 2017](#)

12. Council policies and associated documents:

- i. [Central Coast Council Development Control Plans](#)
- j. Policy for Compliance and Enforcement 2017
- k. [Code of Conduct](#)

History of revisions

Amendment history	Details
Original approval authority details	<p>Chief Executive Officer / Council</p> <p><remove as required ></p> <hr/> <p>XX/XX/20XX <insert Council Meeting date and minute number of resolution adopting the policy <remove if not needed></p> <hr/> <p>This policy is to provide a consistent approach across the Central Coast Council Local Government Area in deterring and responding to the vandalism of trees and vegetation on private and public land where Council is the appropriate regulatory authority. It replaces former policies including the Regional Tree/Vegetation Vandalism Policy, former Gosford City Council.</p> <hr/> <p>CM document number D13988776</p>

Note: delete lines or add in additional lines as required

Review of Comments Received – Draft Keeping of Animals Policy in Residential Areas

Number of Submissions	Issues raised in Submissions	Comments
21	The number of animals recommended is too restrictive.	The number of animals is used as a guide where the keeping of those animals is causing a public health concern. The recommended number of animals is to ensure the animal enclosure can be kept in a clean and healthy condition without waste and odour issues.
	Keeping of Bee's – concerns over native and European bees and restricting hives can impact on the species.	The keeping of bee hives is has been amended to refer directly to the NSW Department of Primary Industries requirements for bee keeping.
	Account for the size of residential land – some blocks are bigger and can accommodate more animals.	The number of animals is used as a guide where the keeping of those animals is causing a public health concern. The recommended number of animals is to ensure the animal enclosure can be kept in a clean and healthy condition without waste and odour issues which can be an issue on all land sizes. Variations to the Policy will be considered in exceptional circumstances for larger properties.
	Keeping of Dogs and Cats.	Companion animals are not included in this Policy and are regulated under the <i>Companion Animals Act 1998</i> .



Keeping of Animals in Residential Areas **Policy**

XXX 2020

Policy No: CCC076

Policy owner:	Environment and Certification, Environment and Planning
Approved by:	[CEO – once approved]
Date of approval:	DD/MM/2020
Policy category:	Strategic
Content Manager No:	D13989810
Review by:	XXXX 2024

Contents

Contents	2
Purpose	3
Scope	3
Background	3
General	4
Keeping of Animals – Advisory table	4
Compliance, monitoring and review	5
Related resources	5
History of revisions	6

Purpose

1. This Policy aims to provide minimum standards for the keeping of animals to:
 - a. reduce adverse impacts on adjoining properties
 - b. protect and promote the welfare of animals
 - c. protect the welfare and habitat of wildlife
 - d. minimise the disturbance of or damage to protected vegetation.

Scope

2. The Keeping of Animals Policy (the Policy) applies to any animal(s) kept on residential land within the Central Coast Council local government area.
3. The Policy applies to land used for residential purposes and any property less than 1200m² regardless of the zone under the Local Environment Plan (LEP)
4. The Policy may also be used where animals(s) are kept in non-residential areas where the keeping of animal(s) is causing or has the potential to cause impacts on adjoining lands.
5. The Policy applies to keeping of animals for hobby or companion purposes. Keeping of animals for commercial breeding or racing purposes is beyond the scope of the Policy and requires submission of a development application.

Background

6. Council may exercise controls over the keeping of animals under the following NSW legislation:
 - a. Local Government Act 1993
 - b. Environmental Planning and Assessment Act 1979
 - c. State Environmental Planning Policy (Exempt and Complying Development Codes) 2008
 - d. Protection of the Environment Operations Act 1997
 - e. Impounding Act 1993
 - f. Companion Animals Act 1998.

General

7. The "Advisory Table" provides a guide to appropriate numbers for keeping of animals that Council may consider when required to address any impact created by the keeping of any animal species.
8. Animals must be kept in a manner that is:
 - a. clean and healthy for people and the animal
 - b. free from promoting harbourage of vermin, including flies and/or insects
 - c. free of offensive odours, noise and/or dust
 - d. free of wastes, including body wastes having the potential to produce pollution impacts
 - e. free of any other impacts upon neighbouring residents, including safety risks.
9. While Council provides this information as a guideline, the NSW Government's State Environmental Planning Policy (Exempt and Complying Development Codes) 2008 outlines required setbacks for the structures required for keeping of animals in NSW. Structures which do not comply with the SEPP will require development consent.

Keeping of Animals – Advisory table

The following table provides a guideline for the keeping of animals in residential land and may be used in conjunction in maintaining a health and safe environment for the keeping of animals.

Species	Maximum Number of Animals ¹
Bees	Refer to Department of Primary Industries requirements
Caged birds	Appropriate to location and breed
Horses, cattle, pigs, sheep, goats	Not recommended in residential areas
Pet rats, mice and guinea pigs	4 of any variety
Pigeons	10 pairs
Poultry	10 fowl/poultry Roosters are not recommended in residential areas
Rabbits/ferrets	2
Reptiles	Only where licenced
Any other species ²	Contact with Council is recommended before introduction to residential area

¹ The numbers of animals are a guide. Enforcement action may be taken where less than the number are kept and unhealthy, unsafe or any other adverse impacts are being produced. Animal includes any non-human being or living creature.

² Other species include any animal kept, subject to the keeping of the animal not causing impacts listed below.

Compliance, monitoring and review

10. Council may take compliance or enforcement action to address any impact produced by the keeping of any animal(s), regardless of the number being kept or the distance from a dwelling.
11. An impact may include:
 - a. noise
 - b. odour
 - c. effluent discharge
 - d. dust
 - e. insect or pest generation
 - f. safety risk.
12. Where Council decides to take action to address any impact, such action will be undertaken in accordance with the Compliance and Enforcement Policy.
13. This policy will be reviewed at least once every term of Council.
14. Staff must maintain all records relevant to administering this policy in a recognised Council recordkeeping system.

Related resources

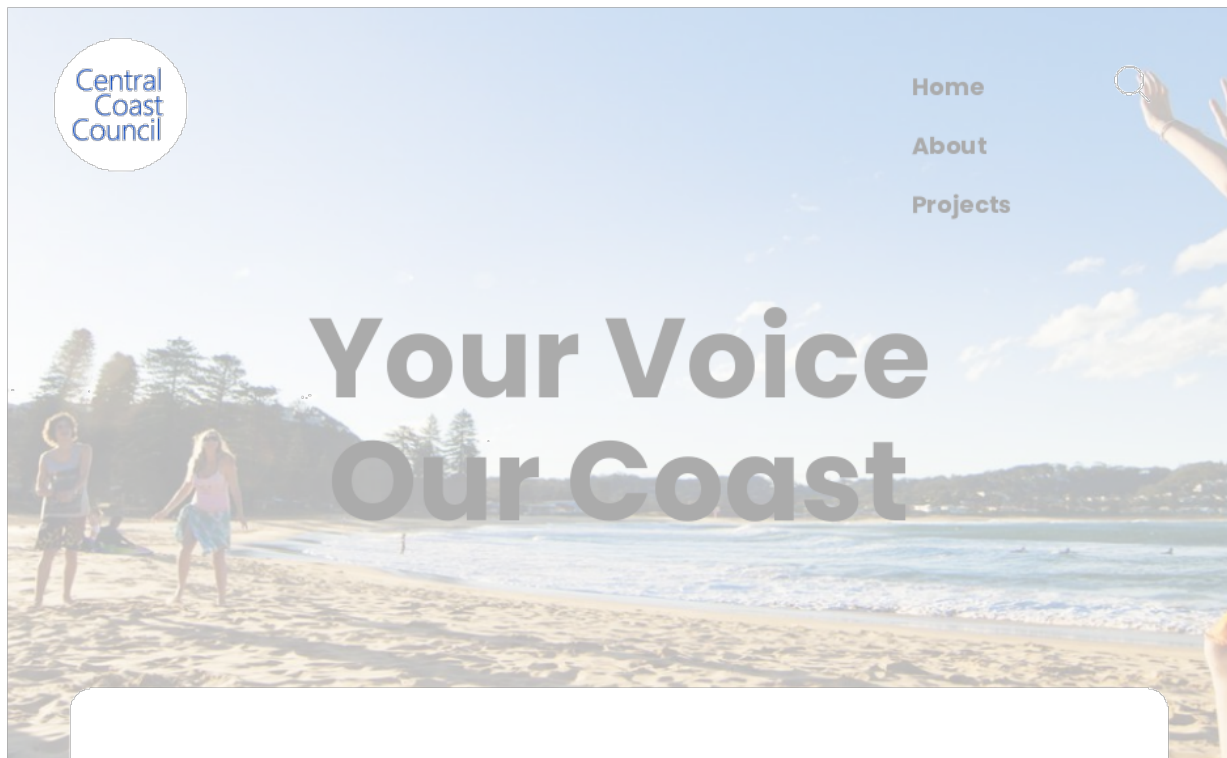
15. NSW Legislation:
 - a. [Companion Animals Act 1998](#)
 - b. [Environmental Planning and Assessment Act 1979](#)
 - c. [Impounding Act 1993](#)
 - d. [Local Government Act 1993](#)
 - e. [Protection of the Environment Operations Act 1997](#)
 - f. [State Environmental Planning Policy \(Exempt and Complying Development Codes\) 2008](#)
16. Associated/Internal documents:
 - a. Council's [Code of Conduct](#)
 - b. Council's [Compliance and Enforcement Policy](#).

History of revisions

Amendment history	Details
Original approval authority details	<p>[Central Coast Council - once approved]</p> <hr/> <p>XX/XX/20XX <insert Council Meeting date and minute number of resolution adopting the policy</p> <hr/> <p>This Policy aims to provide minimum standards for the keeping of animals, particularly in residential areas, in the Central Coast Council local government area. This policy replaces the <i>Keeping of Animals Policy</i> of former Wyong Shire Council (WSC015),</p> <hr/>
Version # <remove if not needed>	<p>XX/XX/20XX <insert Council Meeting date and 'minute number' of resolution adopting the policy <remove if not needed></p> <hr/> <p>CM document number</p> <hr/> <p><i>State reasons for amendments</i></p> <hr/>

29/10/2020

Draft Consolidated Environment & Planning Policies | Your Voice Our Coast



[Home](#) > [All Projects](#) >

[Draft Consolidated Environment & Planning Policies](#)

Draft Consolidated Environment & Planning Policies

Public Exhibition

As part of Council's continued effort to deliver consistent policies for the whole region, five draft consolidated policies are now on public exhibition for the community to review and submit comments.

This forms part of the ongoing program to review 68 policies from the Environment and Planning Directorate in order to consolidate all former Wyong Shire Council or Gosford City Council policies following the amalgamation.

29/10/2020

Draft Consolidated Environment & Planning Policies | Your Voice Our Coast

During the review process, where policies are found to have ongoing relevance, they are being updated and consolidated to ensure a single policy exists for the Central Coast Local Government Area (LGA) and where policies are determined to be no longer relevant or obsolete, they are recommended for revocation.

The following draft policies are now on public exhibition for a 42-day period from **Monday 14 September until Thursday 29 October 2020** to provide the community with an opportunity to review and submit comments:

1. Temporary Licensing of a Trade or Business on Open Space Areas Policy
2. Events on Open Space Areas Policy
3. Tree Vandalism Management Policy
4. Keeping of Animals Policy
5. Smoke-free Outdoor Public Places Policy

To find out more and have your say on the each policy, you are invited to:

- View the draft policies (available in the document library below)
- View the Frequently Asked Questions (available below)
- [Provide feedback via the online submission form](#), or
- Send a submission to ask@centralcoast.nsw.gov.au, or PO Box 20, Wyong NSW, 2259

Submissions and feedback will be accepted until

5pm Thursday 29 October 2020.

Your attention is drawn to the provisions of the Government Information (Public Access) Act 2009 which allows for possible access to certain public and personal documentation. [View our privacy statement.](#)

29/10/2020

Draft Consolidated Environment & Planning Policies | Your Voice Our Coast

Draft Temporary Licensing of a Trade or Business on Open Space Areas Policy

This draft policy guides Council in the management of temporary licensing of open space areas for commercial usage, such as stand-up paddle board hire operators, personal trainers and fitness group operators and surf schools.

The policy provides formal guidelines for undertaking a trade or business on open space areas in the LGA, to ensure ecologically sustainable use and protection of these areas, fair and sustainable use of these areas as well as the safety and wellbeing of the community.

The policy supports existing application processes and guidelines on the Council website (Outdoor permits).

This draft policy is primarily based upon a former Gosford City Council Policy and the intent remains the same. The draft policy does not change fees and charges and does not vary any temporary measures related to COVID-19 that may be in place.

View the draft policy

Contact: David.Norbury@centralcoast.nsw.gov.au

Draft Events on Open Space Areas Policy

This draft policy guides Council in the management of event bookings of open space areas for externally run events, such as weddings, markets and entertainment.

The draft policy sets out formal guidelines for undertaking events on open space areas in the local government area,

29/10/2020

Draft Consolidated Environment & Planning Policies | Your Voice Our Coast

to ensure fair and sustainable use of these areas and the safety and wellbeing of the community.

The policy supports existing application processes and guidelines on the Council website. The draft policy does not change fees and charges and does not vary any temporary measures related to COVID-19 that may be in place.

The draft Events on Open Space Policy is primarily based upon three former Gosford City Council Policies and the intent remains the same. These policies were:

- Temporary Events and Activities on Open Space
- Special Events on Open Space Areas
- Circus Performances

View the draft policy

Contact: Maureen.Wilson@centralcoast.nsw.gov.au

Draft Tree Vandalism Management Policy

The purpose of the updated policy is to provide a consistent approach across the LGA in deterring and responding to the vandalism of trees and vegetation on both private and Council owned or managed land.

This policy provides the following benefits:

- It empowers staff to deploy appropriate management techniques (e.g. signage) with Council endorsement
- Policy could be a deterrent in its own right

This policy is based on the *Regional Tree and Vegetation Vandalism Policy* that was developed by the Hunter Joint Organisation (of Councils), due to increasing

29/10/2020

Draft Consolidated Environment & Planning Policies | Your Voice Our Coast

tree/vegetation vandalism being experienced by councils across the region.

This policy will replace the former Regional Tree Vegetation Vandalism Policy of Gosford City Council.

It provides a consistent approach to management of tree vandalism across the whole of the Central Coast LGA both in terms of compliance as well as other actions or deterrence.

No such policy existed in the former Wyong local government area.

View the draft policy

View the Frequently Asked Questions (FAQs)

Contact: Scott.Irwin@centralcoast.nsw.gov.au

Draft Keeping of Animals Policy

The policy aims to provide minimum standards for the keeping of animals in the LGA, particularly in residential areas.

This Policy does not include the keeping of dogs and cats as they are managed under the Companion Animals Act which sets out specific criteria for the keeping of companion animals.

The policy includes an "Advisory Table" which provides a guide to appropriate numbers for keeping of animals (e.g. poultry, caged birds, bee hives, rabbits).

Council may consider these numbers when required to address any impact created by the keeping of any animal

29/10/2020

Draft Consolidated Environment & Planning Policies | Your Voice Our Coast

species.

The numbers included in the Advisory table are the **same** as those provided for in the former Wyong Shire Council Policy. It is noted that the former Gosford City Council did not have such a policy.

The policy aligns closely with the requirements of the Local Government Act 1993, the key change is the inclusion of the Advisory table which provides a guide to the numbers for keeping of animals.

View the draft policy

View the Frequently Asked Questions (FAQs)

Contact: Shann.Mitchell@centralcoast.nsw.gov.au

Draft Smoke-Free Outdoor Public Places Policy

This policy seeks to protect members of the community from the health and social impacts of smoking by others in public places.


The policy identifies where smoking is banned in outdoor public spaces (**beyond** those listed by the *Smoke-free Environment Act 2000*) to include:

1. Natural Areas (e.g. bushland, foreshores)
2. Sportsgrounds
3. Parks
4. Areas of Cultural Significance

The Policy also tries to better mitigate the impacts of smoking on the environment through litter, as well as reduce the risk of bush fire ignition in our natural areas.







CENTRAL COAST COUNCIL

TABLE OF CONTENTS

INTRODUCTION

Community Participation in Corporate Planning	4
Land Use Planning Matters	4
Intention Statement	6

PART ONE

Community participation principles	8
Council's Engagement Framework	8

PART TWO

Public Exhibitions	11
Impact of COVID 19 Pandemic	11
Notification Provisions Currently in DCPs	12
Post Determination	12
Table of Public Exhibition Timeframes	14

PART THREE

Consideration and Determination of Planning Matters	17
Local and Regional Planning Panels	17
Criteria for Applications	18
Rezoning Reviews	21

PART FOUR

Definition of Planning Terms	23
Submissions Process for Applications	25

Central Coast Council Community Participation Plan
Author: Peter Kavanagh, Senior Strategic Planner
Date: February 2021
Approved by: Shari Driver
Date of Approval: February 2021
Assigned review period: 5 years
© Central Coast Council

CENTRAL COAST COUNCIL

INTRODUCTION

Community Participation in Corporate Planning:

Central Coast Council is constituted under the Local Government Act, 1993 (LG Act), which requires that Council engage with its community in corporate strategic planning. It is important for the community to know how Council operates, including how it plans and spends its budget, and how this connects to what the community has told us is important. Our key plans developed under the LG Act outline how we'll identify and plan funding priorities, manage regional challenges and plan for a sustainable future.

The One – Central Coast, Community Strategic Plan 2018-2028 is a 10-year plan developed by Council under the LG Act – but it isn't Council's Plan. It was developed through engagement with the community to help set the priorities and confirm strategies and activities that best achieve the community's desired outcomes for the future. It is Council's contract with the community.

Land Use Planning Matters:

Council has a responsibility to deliver the objectives of the Environmental Planning and Assessment Act 1979 (EP&A Act), including the promotion of the orderly and economic use of land, facilitating ecologically sustainable development and promoting social and economic wellbeing. Community participation is an overarching term covering how we engage the community in our work under the EP&A Act, including strategy development, plan making and assessing proposals and related submissions to permit appropriate decisions on proposed development.

Our 15 Councillors, 3 per Ward, make objective decisions on behalf of the community at Council Meetings. Councillors also sit on Advisory Committees, which report to the Council.

With the advent of Local Planning Panels (see Part 3), Councillors are predominantly involved with strategic planning and policy matters. Development Applications (DAs) are no longer determined by Councillors – they will either be determined by the Local or Regional Planning Panel, or by staff under delegation from Council. It remains the responsibility of Council to carry out a proper and professional assessment of a proposal prior to a Panel's determination of a relevant DA. This will include the public exhibition of the application and the assessment of submissions received from relevant stakeholders.



The level and extent of community participation will vary depending on the community, the scope of the proposal under consideration and the potential impact of the decision. The community includes anyone who is affected by the planning system and includes individuals, community groups, Aboriginal communities, peak bodies representing a range of interests, businesses, other local government, and State and Commonwealth government agencies.

Community participation in planning matters is important because:

- It contributes to building community confidence in the planning system;
- Community participation creates a shared sense of purpose, direction and understanding of the need to manage growth and change, while preserving local character; and
- It provides an improved process that generates two-way engagement that recognises and embraces community knowledge, ideas and expertise.

Intention Statement:

The Central Coast Community Participation Plan (CPP) is designed to make participation in planning clearer for the Central Coast community. It does this by setting out in one place how and when you can participate in the planning system, our functions and different types of proposals. This CPP also reaffirms our community participation objectives which we use to guide our approach to community engagement (detailed within the Central Coast Engagement Framework (EF), adopted January 2017).

The CPP is separated into four parts:

PART ONE: An outline of Council's community participation principles

PART TWO: Minimum community participation requirements.

PART THREE: Consideration and Determination of Planning Matters

PART FOUR: Definitions of Planning Terms



PART ONE COMMUNITY PARTICIPATION PRINCIPLES

Council has the very important responsibility of making decisions for and on behalf of the community, and as such, we are required to ensure that appropriate community input and/or statutory requirements are considered in that process. Operating as an 'open government' that prioritises transparency, collaboration and participation is a key priority for Council.

The following principles are designed to support Council's values and guide its approach to all community engagement activities under Council's Engagement Framework:

ENGAGEMENT MODEL

Engagement is led by both organisation and the community



01 Respect and Transparency

- We will consult when needed and use the information gathered in a meaningful way
- We will respect your time and listen to you
- We will engage at a level that is appropriate to the possibility to influence
- We will share the responsibility, trust and transparency

02 Access and Inclusion

- We will seek a diversity of views and perspectives
- We will provide feedback to the community as to how their input contributed to decision-making
- We will endeavour to identify and remove barriers to participation
- We will use a range of opportunities and techniques to encourage participation, and increase awareness and understanding for all who may be affected by or interested in the outcome
- We will work in partnership with relevant community groups, State and Federal government, local government partners, and / or other stakeholders internally within Council

03 Clarity

- We will have genuine and open dialogue with the community
- We will clearly communicate the intention, scope and outcomes of the consultation
- We will use plain language and avoid jargon to provide clear explanation
- We will make information available in accessible formats

04 Accountability and Improvement

- We will seek to maintain consistent standards and levels of quality
- We will share results internally and work together to avoid duplication and 'over consultation'
- We will evaluate engagement efforts and consistently seek to learn and improve practice

05 Capacity

- We will build the community's capacity to contribute, by educating and empowering both the community and staff so that they may participate in meaningful, two-way collaboration.



PART TWO

MINIMUM COMMUNITY PARTICIPATION REQUIREMENTS

Public Exhibitions

Schedule 1 of the EP&A Act identifies minimum requirements for the public exhibition of strategic planning and policy documents, and for applications submitted to Council for determination. These minimum requirements are set out below in Table 1. It should be noted that the days cited are "Calendar Days", not weekdays, and that the period for public exhibitions cannot end on a Saturday, a Sunday or a public holiday. The period must also exclude the dates between 20 December and 10 January.

Strategic Plans, Policy proposals and major developments are displayed on Council's web site (www.yourvoiceourcoast.com/). A variety of engagement tools may be utilised for consultations regarding strategic and policy matters, dependant on the scale of the proposal. For example, in developing Council's LGA-wide Local Strategic Planning Statement (LSPS), Council utilised the following:

- On line submissions;
- Explanatory power point presentation;
- On line Character Statement survey;
- On line discussions – Ward Based;
- 5 Ward Based Live Webinars; and
- A Frequently Asked Questions (FAQ) document.

On occasions, specific arrangements to the proposal would be identified in a notification letter.

Submissions relating to applications and other exhibited documents must be made in writing and be lodged with the Council within the period specified in the notice (the exhibition period). Note that the material is generally removed on the day following the expiration of the public exhibition period.

Impact of COVID19 Pandemic

Having regard to the current COVID19 Pandemic, the NSW Government has amended the Local Government (General) Regulation 2005, to provide that Council will not be in breach of the CPP exhibition requirements by publishing notices and making exhibition materials available electronically.

Amendments have also been made to remove the requirement for Council notices to be advertised in newspapers and instead allow the relevant notice to be published on the Council's website.

This is not a temporary measure and will be ongoing.

Notification Provisions Currently in DCPs

Following the merger of the Gosford City Council with the Wyong Shire Council to form Central Coast Council in May 2016, Council adopted a Notifications Policy (January 2017), which consolidates the provisions previously relating to the Gosford Local Environmental Plan (LEP) 2014 and the Wyong LEP 2013. The relevant Development Control Plans (DCPs) currently contain Notification Chapters with identical provisions:

- Gosford DCP, 2013 – Chapter 7.3; and
- Wyong DCP, 2013 – Chapter 1.2.

Council is in the process of preparing a consolidated LEP for the Central Coast. The draft Development Control Plan Chapter 2.1 – Notification of Development Proposals, which is proposed to support this consolidated LEP, includes minor updates to address the following:

- changes made to the EP&A Act in 2018; and
- Council's practice of advertising all development applications for secondary dwellings.

Post Determination

In relation to applications for development consent, and applications for the modification of a development consent which were publicly exhibited, Council will place notification on Council's website of:









- The land and the proposed development; and
- the decision; and
- the date of the decision; and
- the reasons for the decision (having regard to any statutory requirements applying to the decision); and
- how community views were considered in making the decision. This requirement may be satisfied by reference to any document that contains the reasons for the decision.








This public notification is prescribed in cl.124 and cl.137 of the EP&AR 2000 to confirm the validity of a development consent or a complying development certificate pursuant to s.101 of EP&A Act 1979.

Table 1 identifies Council requirements for the public exhibition of documents and proposals.




PART TWO
TABLE 1: MINIMUM COMMUNITY PARTICIPATION REQUIREMENTS

MANDATORY REQUIREMENTS (Schedule 1, Part 1, Division 1 (1) of the EP&A Act, 1979)	MINIMUM COMMUNITY PARTICIPATION REQUIREMENT
Draft community participation plans	
Draft local strategic planning statements	
Planning proposals for local environmental plans subject to a gateway determination	 <p>or:</p> <ul style="list-style-type: none"> a) if a different period of public exhibition is specified in the gateway determination for the proposal—the period so specified, or b) if the gateway determination specifies that no public exhibition is required because of the minor nature of the proposal—no public exhibition.
Draft development control plans	
Draft contribution plans	
Application for development consent (other than for complying development certificate, for designated development or for State significant development)	 <p>or:</p> <ul style="list-style-type: none"> a) if a different period of public exhibition is specified for the application in the relevant community participation plan—the period so specified, or b) if the relevant community participation plan specifies that no public exhibition is required for the application—no public exhibition.
Application for development consent for designated development	
Application for modification of development consent that is required to be publicly exhibited by the regulations	The period (if any) determined by the consent authority in accordance with the relevant community participation plan.
Environmental impact statement obtained under Division 5.1	

MANDATORY REQUIREMENTS (Part 3, Section 160, Local Government Act, 1993)	MINIMUM COMMUNITY PARTICIPATION REQUIREMENT
Local Approvals Policy	 (with 42 day submissions period)
Local Orders Policy	 (with 42 day submissions period)
FROM COUNCIL'S NOTIFICATION DCP	MINIMUM COMMUNITY PARTICIPATION REQUIREMENT
The instances and terms for the provision of Notification are identified within Appendix A to Council's Development Control Plans: <ul style="list-style-type: none"> ▪ Gosford DCP, 2013 – Chapter 7.3; and ▪ Wyong DCP, 2013 – Chapter 1.2. These DCPs are intended to be superseded by Development Control Plan Chapter 2.1 – Notification of Development Proposals upon enactment of the Central Coast Consolidated Local Environmental Plan.	Appendix A is presented in a Table format and identifies for various types of Development: <ol style="list-style-type: none"> a) Whether a Notice of Exhibition will be published on Council's website); b) Whether a Notice will be issued to adjoining owners; and c) The minimum period for exhibition and submissions Council's practice of advertising all development applications for secondary dwellings will also be included in the Consolidated DCP Chapter 2.1.
NON-MANDATORY TIMEFRAMES	MINIMUM COMMUNITY PARTICIPATION REQUIREMENT
Planning Strategies	
Area / Structure Plans	
Precinct / Masterplans	
Public Domain Plans	
Other Strategic and Statutory Planning Policies	

Notes:

1. Clause 17 in Schedule 1 to the EP&A Act states that if a particular matter has a different exhibition or notification period that applies under Part 1 of Schedule 1, the longer period applies.
2. The days cited are "Calendar Days", not weekdays.
3. The period for public exhibitions cannot end on a Saturday, a Sunday or a public holiday.
4. The period between 20 December and 10 January (inclusive) is excluded from the calculation of a period of public exhibition.
5. The exhibition material is generally removed on the day following the expiration of the public exhibition period.



PART THREE

CONSIDERATION AND DETERMINATION OF PLANNING MATTERS

Local and Regional Planning Panels

The Central Coast Local Planning Panel (CCLPP) was constituted by Central Coast Council at the Ordinary Meeting of 11 May 2020 and held its first meeting on 11 June 2020. The Panel is responsible to determine a range of development applications on behalf of Council, including applications under the following criteria:

- Conflicts of interest
- Contentious Developments
- Departure from Development Standards
- Sensitive Developments

The Local Planning Panel also provides advice on a range of strategic planning matters, including Planning Proposals. A Ministerial Direction (dated 27 September 2018) outlines the planning proposal applications that are to be considered by the Local Planning Panel. In summary, a Planning Proposal must be referred to the Local Planning Panel for advice prior to the elected Council considering whether to forward the planning proposal to the Minister in accordance with Section 3.34 of the Environmental Planning and Assessment Act 1979.

When the Planning Proposal comes before the Local Planning Panel it must be accompanied by an assessment report prepared by the council officers setting out recommendations in relation to the matter, including whether or not the council officers recommend that the proposal should be forwarded to the Minister.

The Local Planning Panel is an independent panel comprised of four members:

- The Chair (appointed by the Minister)
- Two professionals (with expertise in urban design, urban planning or other related field)
- One community representative (selected from a pool of members appointed by Council)

Local Planning Panel Meetings are run in accordance with the [Local Planning Panels Best Practice Meeting Procedures](#) and [Local Planning Panels Operational Procedures](#). In addition, there are a range of operational procedures set out in various Ministerial Directions and guidance notes published by the NSW Department of Planning Industry & Environment.

The CCLPP operates concurrently with the Hunter/Central Coast Joint Regional Planning Panel (HCCJRPP). Regional Planning Panels were introduced in NSW on 1 July 2009 to strengthen decision making on regionally significant development applications (DAs) and certain other planning matters, including:

- Determine regionally significant development applications (DAs), certain other DAs (including coastal protection works on land within the coastal zone (within the meaning of the Coastal Management Act 2016)), and s4.55(2) and s4.56 modification applications
- Act as the Planning Proposal Authority (PPA) when directed
- Undertake rezoning reviews
- Provide advice on other planning and development matters when requested
- Determine site compatibility certificates under the State Environmental Planning Policy (Housing for Seniors or People with a Disability) 2004.

The Joint Regional Planning Panel deals with the larger, more 'regionally significant' proposals whilst the Local Planning Panel generally deals with smaller, more localised Development Applications and Planning Proposals (refer Table 2 below).

Section 4.8 of the Environmental Planning & Assessment Act 1979 sets out the role of Councillors in local government areas where a Local Planning Panel has been constituted. In summary, **no applications will be determined by the elected Council – they will either be determined by the Local Planning Panel, the Joint Regional Planning Panel, or by staff under delegation.** However, it is the responsibility of Council to carry out a proper and professional assessment of a proposal prior to a Panel's determination of a relevant development application. This will include the public exhibition/notification of the application and assessment of submissions received.

The public Panel meeting is an important part of the determination process for a development application and meetings for both Regional and Local Planning Panels are public meetings. The purpose of the meeting is for the Panel to hear those who wish to express their view on a matter before a determination/ decision is made.

Developments which meet State Significant Development (SSD) or State Significant Infrastructure (SSI) criteria are determined by either the Minister for Planning & Public Spaces (or the Ministers delegate), or the Independent Planning Commission. Further information on the legislation is outlined on the [Department of Planning and Environment's](#) website.

Criteria for Applications

The following Table 2 identifies the criteria which determine the appropriate Panel to consider and determine the Development Application.

PART THREE

TABLE 2: MINIMUM COMMUNITY PARTICIPATION REQUIREMENTS

Criteria for Development Applications for Council/LPP/RPP	
Council	<ul style="list-style-type: none"> No Development Applications are now determined by the elected Council. Minor applications, not required to be referred to the Panels, are determined by Council staff under delegation.
JRPP (Regionally significant development applications (DAs), certain other DAs and s4.55(2) and s4.56 modification applications)	<ul style="list-style-type: none"> General development CIV > \$30M – Development that has a capital investment value of more than \$30 million. General development CIV of 10 – 30 million – as requested by Applicant where the application has not been determined within 120 days. Council related development over CIV \$5 million Development that has a capital investment value of more than \$5 million if— <ul style="list-style-type: none"> (a) a council for the area in which the development is to be carried out is the applicant for development consent, or (b) the council is the owner of any land on which the development is to be carried out, or (c) the development is to be carried out by the council, or (d) the council is a party to any agreement or arrangement relating to the development (other than any agreement or arrangement entered into under the Act or for the purposes of the payment of contributions by a person other than the council). Crown development over CIV \$5 million Development carried out by or on behalf of the Crown (within the meaning of Division 4.6 of the Act) that has a capital investment value of more than \$5 million. Private infrastructure and community facilities over CIV \$5 million Development that has a capital investment value of more than \$5 million for any of the following purposes— <ul style="list-style-type: none"> (a) air transport facilities, electricity generating works, port facilities, rail infrastructure facilities, road infrastructure facilities, sewerage systems, telecommunications facilities, waste or resource management facilities, water supply systems, or wharf or boating facilities, (b) affordable housing, child care centres, community facilities, correctional centres, educational establishments, group homes, health services facilities or places of public worship. Eco-tourist facilities over CIV \$5 million Development for the purpose of eco-tourist facilities that has a capital investment value of more than \$5 million.

Criteria for Development Applications for Council/LPP/RPP	
<p>JRPP (Regionally significant development applications (DAs), certain other DAs and s4.55(2) and s4.56 modification applications)</p>	<ul style="list-style-type: none"> • Particular Designated Development Development for the purposes of— <ul style="list-style-type: none"> (a) extractive industries, which meet the requirements for designated development under clause 19 of Schedule 3 to the Environmental Planning and Assessment Regulation 2000, or (b) marinas or other related land and water shoreline facilities, which meet the requirements for designated development under clause 23 of Schedule 3 to the Environmental Planning and Assessment Regulation 2000, or (c) waste management facilities or works, which meet the requirements for designated development under clause 32 of Schedule 3 to the Environmental Planning and Assessment Regulation 2000. • Coastal subdivision Development within the coastal zone for the purposes of subdivision of the following kind— <ul style="list-style-type: none"> (a) subdivision of land for any purpose into more than 100 lots, if more than 100 of the lots will not be connected to an approved sewage treatment work or system, (b) subdivision of land for residential purposes into more than 100 lots, if the land— <ul style="list-style-type: none"> (i) is not in the metropolitan coastal zone, or (ii) is wholly or partly in a sensitive coastal location, (c) subdivision of land for rural-residential purposes into more than 25 lots, if the land— <ul style="list-style-type: none"> (i) is not in the metropolitan coastal zone, or (ii) is wholly or partly in a sensitive coastal location; • Certain coastal protection works The following development on land within the coastal zone that is directly adjacent to, or is under the waters of, the open ocean, the entrance to an estuary or the entrance to a coastal lake that is open to the ocean— <ul style="list-style-type: none"> (a) development for the purpose of coastal protection works carried out by a person other than a public authority, other than coastal protection works identified in the relevant certified coastal management program, (b) development for the purpose of coastal protection works carried out by or on behalf of a public authority (other than development that may be carried out without development consent under clause 19(2)(a) of State Environmental Planning Policy (Coastal Management) 2018).

LPP	<ul style="list-style-type: none"> • Conflict of Interest – Development Applications where the land owner or applicant is either Council, a Councillor, a Member of Parliament, some Council staff. • Contentious Development – Development Application which is subject to 10 or more unique submissions (across all notification periods in the assessment). • Departure from Development Standards – Development Applications that contravenes a development standard within an Environmental Planning Instrument by more than 10% or non-numerical standards; and • Sensitive Development – Development Applications for a range of nominated ‘sensitive development’ uses, including those involving heritage items, licenced premises, residential apartments (SEPP 65) of 4 or more storeys in height and the like as well as developments where the applicant has proposed to enter into a planning agreement.
------------	--

Rezoning Reviews

The Planning Panels may undertake independent reviews of some Council and Department of Planning, Industry and Environment decisions in the plan making process. By providing an opportunity for an independent body to give advice on LEPs, the review processes allow Councils and proponents to have decisions about the strategic merits of proposed amendments reconsidered.

A request for a rezoning review can be submitted by a proponent where Council:


- has notified the proponent that the request to prepare a planning proposal is not supported, or
- has not indicated its support 90 days after the proponent submitted a request accompanied by the required information, or
- has failed to submit a planning proposal for a Gateway determination within a reasonable time after the council has indicated its support.

The review and determination should be in accordance with the Planning Circular PS 18-012 (or as updated).

The Planning Panel will determine whether the planning proposal should proceed, or not proceed, for a Gateway determination. The Panel’s decision will be based on the strategic and site specific merits of a proposal.

The Panel will only review the planning proposal initially considered by Council, rather than any amended or updated version.

Further detail on the rezoning review process can be found in the Department’s publication: A Guide to Preparing Local Environmental Plans.



PART FOUR

DEFINITION OF PLANNING TERMS

PLANNING TERM	DEFINITION
Capital Investment Value (CIV)	The Capital Investment Value (CIV) of a project includes all costs necessary to establish and operate the project (including design and construction costs, but not including land costs or GST).
Contribution plan	A plan developed by councils for the purpose of gaining financial contributions from new development towards the cost of new and upgraded public amenities and/or services required to accommodate the new development
Designated development	Designated Development refers to developments that are high-impact developments (e.g. likely to generate pollution) or are located in or near an environmentally sensitive area (e.g. a coastal wetland)
Development control plan	A plan that provides detailed planning and design guidelines to support the planning controls in a LEP
Gateway determination	A gateway determination is issued by DPIE following an assessment of the strategic merit of a proposal to amend or create an LEP and allows for the proposal to proceed to public exhibition
Local Approvals Policy	A Policy adopted by Council detailing the criteria for approval of listed activities under Section 68 of the Local Government Act, 1993
Local Environmental Plan (LEP)	An environmental planning instrument developed by a local planning authority, generally a council. An LEP sets the planning framework for a Local Government Area
Local Orders Policy	A Policy adopted by Council detailing the criteria Council must take into consideration in determining whether or not to give an order under section 124 of the Local Government Act, 1993
Local Planning Panel	Local Planning Panels assume specified consent authority functions on behalf of Councils. Panels determine certain types of development applications referred to them and those development applications not delegated by Council to Council staff. Panels provide advice on planning proposals prepared by Councils and may also provide advice on any other planning or development matters referred to them by Councils
Regional Planning Panel	Regional Planning Panels were introduced to strengthen decision making on regionally significant development applications (DAs) and certain other planning matters, including: <ul style="list-style-type: none"> • Determine regionally significant development applications (DAs), certain other DAs (including coastal protection works on land within the coastal zone (within the meaning of the Coastal Management Act 2016) and s4.55(2) and s4.56 modification applications • Act as the Planning Proposal Authority (PPA) when directed • Undertake rezoning reviews • Provide advice on other planning and development matters when requested • Determine site compatibility certificates under the State Environmental Planning Policy (Housing for Seniors or People with a Disability) 2004.
Regional strategic plan	20-year plans prepared by DPIE, that address the community's needs for housing, jobs, infrastructure and a healthy environment for a DPIE Region
State Environmental Planning Policy (SEPP)	An environmental planning instrument developed by the DPIE, that relates to planning matters that are state significant or are applicable across the state
State significant development (SSD)	Some types of development are deemed to have State significance due to the size, economic value or potential impacts that a development may have. Examples of possible SSD include: new educational establishments, hospitals and energy generating facilities
State significant infrastructure (SSI)	SSI includes major transport and services development that have a wider significance and impact than on just the local area. Examples of possible SSI include: rail infrastructure, road infrastructure and water storage and treatment plants

PLANNING TERM	DEFINITION
Planning Strategy	Broadly applicable documents prepared by Council that help shape the vision for the Central Coast region. They generally relate to a specific issue.
Area / Structure Plan	<p>Sets the future land use structure and identifies the preferred urban structure for a precinct.</p> <p>They are prepared by Council, and provide illustrative layouts of future land use structure</p> <p>A moderately detailed plan, i.e. provides recommendations for location of public facilities, but does not detail specific to the format of facilities or the material with which such facilities should be constructed.</p>
Precinct / Master Plan	<p>Prepared by Council, and providing guidance for potential development of a particular area within a precinct with development concepts and illustrations.</p> <p>Most often applies to commercial/retail centres</p> <p>A highly detailed plan, e.g. provides recommendations for specific public facilities (such as a public boardwalk), but does not detail the material with which such facilities should be constructed.</p>
Public Domain Plan	<p>Prepared by Council, these plans establish design direction and general criteria to apply to design of the public space network.</p> <p>They provide illustrations of street furniture, materials to be used in public domain such as paving, street plantings and planter boxes etc.</p> <p>A very highly detailed plan, e.g. working towards implementation of public facilities recommended within a Masterplan, including selection of landscaping, paving and street furniture.</p>

“

All levels of government have an intention to actively involve the community in planning for their places and communities.

SUBMISSION PROCESS FOR APPLICATIONS

Submission is made to Council and assigned to corresponding DA	Submission author or lead petitioners details are recorded, and submission is acknowledged	Council officer receives notification of submission	Submission is considered in assessing the DA	Submitter is formally notified of outcome
--	--	---	--	---

TO QUALIFY AS A SUBMISSION, THE SUBMISSION MUST:



be in writing by email or letter



be submitted within the nominated exhibition time period



reference the application, policy or plan being exhibited



be based on planning grounds in support or objection to the proposal



include the name, address and daytime telephone of the author

Submissions must be lodged with Council by 5pm on the final day of the exhibition period.



Document No:	Issues:	Comments:
D14312733	<ul style="list-style-type: none"> • There's not much point having a Community Participation Plan if Council don't comply with it. The CPP starts with <i>'Central Coast Council is constituted under the Local Government Act, 1993 (LG Act), which requires that Council engage with its community in corporate strategic planning. It is important for the community to know how Council operates, including how it plans and spends its budget, and how this connects to what the community has told us is important. Our key plans developed under the LG Act outline how we'll identify and plan funding priorities, manage regional challenges and plan for a sustainable future.'</i> None of this has happened, and because of that failure we were unaware of the looming financial issues until it was too late. • There should be a review process to ensure compliance with CPP in any exhibited material and in the general operation of Council. There should be an opportunity for the community to rate the quality and compliance of exhibited material and Council's analysis and responses. • Material on exhibition should be left in place until matters are finalised. For strategic planning, this should be until the draft is accepted by Council. • For DA's until a completion certificate is issued. This would give the community confidence that the final result matches the exhibited material. With Council staff having the power to approve DA's without adequate outside scrutiny it is particularly important that there is an opportunity for outside parties to review the approval with access to all the relevant documentation. • Any revision to a draft as a result of public submissions should also be displayed on the website. 	<ul style="list-style-type: none"> • The financial position Council finds itself in has no bearing on the intent and content of the Community Participation Plan (CPP). • The Council workplace is structured to provide checks and balances to ensure requirements are met. This can be done through a submission to the Exhibition. • Materials regarding strategic planning matters remain on Council's website following exhibition. • This proposal would add significantly to costs and data storage requirements. Also, data for DAs is stored on the NSW Planning Portal. Council could investigate whether the system has capacity to retain DA matters, however, this would be duplication of the Planning Portal role. Many DAs are augmented via conditions of consent, and some consents are never commenced. • This concept would be impractical and add significant delays to the process.

<ul style="list-style-type: none"> • All submissions on strategic planning matters should be displayed on Council’s website in a similar manner to submissions on DA’s. • Council’s analysis of submissions should be published on the website and left in place until the matter is finalized. We have seen an example where the analysis of submissions on a matter gave the impression that more people were in favour than against. A later analysis showed this was not true and a vast majority were in fact against. Despite being reported at the highest level of Council no action was taken so the claims of <i>‘responsibility, trust and transparency’</i> are empty words as are: <ul style="list-style-type: none"> <i>‘We will provide feedback to the community as to how their input contributed to decision making.</i> <i>We will endeavour to identify and remove barriers to participation.</i> <i>We will seek to maintain consistent standards and levels of quality.</i> <i>We will evaluate engagement efforts and consistently seek to learn and improve practice.</i> <i>We will build the community’s capacity to contribute, by educating and empowering both the community and staff so that they may participate in meaningful, two-way collaboration’.</i> • Council’s briefings to elected Councillors (or the unelected administrator) should be made public. We can see what’s in business papers but we don’t know what goes on behind the scenes. • A number of strategic plans exhibited on Council’s website are largely unintelligible gobbledygook because of significant reliance on meaningless jargon, contrary to the CPP (eg Urban Spatial Plan, LSPS). 	<ul style="list-style-type: none"> • These are published on the Local Planning Panel website, and on Council’s website within the Business Papers for Council meetings. • The analysis of submissions are published on Council’s website within the Business Papers for Council meetings. • The results, outcomes and directions are addressed in the relevant reports to Council’s Ordinary Meetings. • In November 2020, Council’s Engagement team received a Highly Commended Award in the 'Australasian Organisation of the Year Award' category for the 2020 IAP2 Australia Core Values Awards. This was for the excellent progress we have made as an organisation to genuinely
--	---

	<ul style="list-style-type: none"> • The notification processes are failing to do their job. The very small numbers of people engaging in pop up sessions and small numbers of submission are evidence that the system isn't working. I didn't hear about the exhibition of the CPP until more than 2 weeks of the exhibition period had passed and then I only found out by chance. A contentious DA wasn't even notified to a close neighbour. I was only aware of it when I saw a slab being poured. And now all the material has been removed from the website, yet I am sure it can't comply with planning regulations. So I have to resort to a GIPA request and by then the building will be complete and a very ecologically sensitive site in the water supply catchment and the Tuggerah Lakes catchment has already been destroyed. • The way the current laws are framed, there are no avenues for the community to trigger a merits based review of a DA to get it overturned. The Land and Environment Court can only consider procedural matters. RFS have no power to override Council. In particular, we have seen two cases in the Ourimbah area where DA's have been approved that in no way comply with the RFS Bushfire regulations. Lives are being placed in danger because Council staff will not listen to overwhelming evidence from the community and expert consultants proving that the DA's do not comply. We need some of sort of independent review process other than a coroner's findings after people have died. 	<p>embed the value of community engagement into the fabric of the organisation over the last four years. This is an award by some of Australia's leading community engagement professionals.</p> <ul style="list-style-type: none"> • Council has engaged on more than 140 projects, plans and initiatives in the past four years from almost all directorates across the organisation and this recognition is something Council should be proud of. Council notes that in general our community appreciate our concentrated efforts to achieve this. • Council does not frame the laws applying in NSW, and therefore has no influence in regard to available appeal rights in the NSW Land and Environment Court. The writers concerns for safety are noted.
--	---	--

D14312740	<ul style="list-style-type: none"> • First of all thanks for the update on the Community Public Participation Plan, in light of the current situation with CC Council and the Councillors- regardless of the circumstances it's concerning that State Government is overly involved in local democracy and their trend to reduce individual and community representation in issues that concern Central Coast residents, For-purpose and For-profit organizations. • The introduction of Local and Regional Planning panels has been made bearable by the capacity for individuals and community groups to have their input and concerns recognized. This is now also being jeopardized by the proposed changes for DA exhibition. The draft plan on public participation for DA's sees a reduction in the exhibition period from 28 days to 14 days, and none at all of 'community participation' has been a part of the DA submission process. • This concerns me greatly as the recent Living Choice proposal for a Relocatable Home development In Kincumber included 'Community Participation' which was highly managed. There were limited places for the information sessions accessed via an online booking system, with all the personal and contact details that were a part of this system, creating barriers of internet accessibility/ability and desire for anonymity or at least the release of personal information to an independent party, rather than the applicant. • I attended an information session which was in actuality a sales pitch to prospective customers of the homesites for sale. Data and statistics were provided in the applicants reports, (which were later deemed inadequate by the Local Planning Panel) and verbally outlined in a very biased manner by the Living Choice salesman. 	<ul style="list-style-type: none"> • The writers Thanks are noted. • Development Applications, other than 'Designated Development' (28 days) have always been exhibited for 14 days. • Noted. However, it is also noted that opportunities for 'face to face' engagement have been limited due to Covid19 considerations. • Noted. Applicants are entitled to hold meetings to publicise/attract buyers to their proposed developments.
-----------	---	---

	<p>Throughout the presentation CC Council was referred to in unfavourable terms!</p> <ul style="list-style-type: none"> • It would be very dangerous to a democratic and just society if this session and associated process were to be admissible as 'community participation' on what is now recognized as a highly contentious development proposal. • The 28 day public exhibition process enabled communication to the public and resulted in over 100 submissions and nearly 5000 signatures on a petition to reject the DA. • My other concern is that DAs will only be exhibited online, via the Council website and not in print. With such a large proportion of the population of the Central Coast being older or financially disadvantaged and the consequence of lack of access to online information provides yet another barrier to public participation in the consultation process on all matters, but particularly this matter of planning matters on the Central Coast. • The recent popularity of the local Coast Community News in all its three versions now being a weekly edition, replacing the Express Advocate's move to a digital platform, is clear evidence of the local community wanting and needing print copy of information. • I will be making a submission on this matter as a part of the current consultation process for Council plans but am concerned that this will occur under an Administrator. 	<ul style="list-style-type: none"> • See comments above. • Noted. • This change results from the NSW Government addressing Covid19 considerations. • Council does not control whether print media continues to exist, or availability to certain areas. • Noted
D14312749	<ul style="list-style-type: none"> • Since the Councillors have now been suspended for a period of 3 months, how does this affect the assertion (page 4): 'Our 15 Councillors, 3 per Ward, make objective decisions on behalf of the community at Council 	<ul style="list-style-type: none"> • Councillors are currently suspended for a period of 3 months, and will return to their elected roles at the appropriate time. There has been no indication that the structure of the Council Ward system or that the role of Councillors will change, nor any need to adjust the wording of the CPP in this regard at this time.

	<p>Meetings. Councillors also sit on Advisory Committees, which report to the Council'.</p> <ul style="list-style-type: none"> • I write on behalf of the Copacabana Community Association to ask what avenues are available to communicate with Council representatives who are now (presumably) taking decisions previously taken by Councillors? • It is essential that we be advised of an appropriate process for community representatives such as the CCA Management Committee to engage with Council on matters previously handled by our Ward Councillors in order to ensure that the views of the community are heard. 	<ul style="list-style-type: none"> • There is now the capacity for individuals and community groups to have their input to the Local and Regional Planning panels, and have their concerns recognized. Details and contact methods are provided on the Council website. • Noted.
Staff Submission	<ul style="list-style-type: none"> • The CPP is silent on public exhibition requirements for draft policies. Does Council revert to Ch. 7 Part 3 of the LG Act? Does this only relate to policies for Approvals and Orders, or is it every policy? 	<ul style="list-style-type: none"> • The EP&A Act 1979 is silent on the development of policies. • The LG Act 1993 is also silent, with the exception of Ch. 7 Part 3, which requires that a Policy be developed for s.68 Approvals (the LAP), and for Orders (the LOP), issued under the LG Act, 1993. These Policies must be exhibited for a period of 28 days, with 42 days available for the receipt of submissions. Information in relation to the LAP and LOP has been added to Table 1. • Council's Intranet provides policy guidance for staff, and linked documents which clearly identify the various types of policy (statutory, strategic, operational, or internal), how to produce a policy, what is required to adopt or review a policy, a template for policy production, and require that the draft be reviewed by Governance. The statutory and strategic policy drafts are identified as needing to be placed on public exhibition; the only issue not identified is how long a draft policy should be exhibited for. • The former Wyong Shire Council obtained legal advice on the development of policies. The Advice received indicated that whilst Council was not legally required to, it would be prudent to follow a similar procedure for the creation, review and extinguishment of Council Policy documents relating to planning matters, as that laid out for

		<p>Approvals and Orders in the LG Act. In this manner Council would be following a consistent framework, which if applied in a consistent manner, would be given more weight by the Court in any Local, or Land and Environment Court proceedings.</p> <ul style="list-style-type: none"> • It is therefore considered that in relation to Policies dealing with Statutory or Strategic matters, Council should be consistent with Ch. 7 Part 3 of the LG Act, and identify that those drafts should be exhibited for a minimum of 28 days, further noting that a 28 day period is the standard period used for other exhibitions in the CPP. • A CPP is intended to identify how and when a planning authority will engage with the community on planning matters, including statutory exhibition timeframes. In CCC’s case we also include Non-mandatory Timeframes for strategic matters (Planning Strategies, Area / Structure Plans, Precinct / Master Plans, and Public Domain Plans) within the Table 1 on Page 15. The public exhibition of Statutory and Strategic Policies for 28 days can be added to this part of Table 1.
--	--	--