

OPERATIONAL PLAN 2019-20

SUPPORTING THE COMMUNITY
STRATEGIC PLAN.
ONE - CENTRAL COAST

Central
Coast
Council

This is the Operational Plan 2019-20 and Year 2 of the Delivery Program

Table of Contents

Overview

- 006** Message from the Mayor
- 008** Message from the Chief Executive Officer
- 010** Acknowledgement of Country
- 012** Welcome to the Central Coast
- 016** About this Plan
- 018** Councillors
- 020** Corporate Vision and Values
- 021** Organisational Structure

Operational Plan 2019-20

- 024** One – Central Coast
- 025** How to read this Operational Plan
- 030** Belonging
- 038** Smart
- 046** Green
- 056** Responsible
- 090** Liveable

Financial Information

- 116** Financial Overview 2019-20
- 127** Rates, Annual Charges and User Charges and Fees
- 132** Operating and Capital Grants
- 133** Operating Expenditure
- 134** Capital Works Program

Long Term Financial Plan

- 144** Summary
- 148** Strengths, Weaknesses, Opportunities and Threats
- 154** Assumptions
- 161** Scenarios
- 166** Appendix 1: Financial Performance Ratios

Statement of Revenue

- 170** Statement of Revenue
- 170** Ordinary Rates and Special Rates
- 171** Rating Categories and Structure
- 194** Annual Charges
- 210** Developer Contributions
- 211** Works on Private Land Charges
- 211** Statement of Proposed Borrowing

Fees and Charges

- 214** Fees and Charges



OVERVIEW



MESSAGE FROM THE MAYOR



MESSAGE FROM THE MAYOR

Mayor's message to be inserted following adoption and prior to publication

MESSAGE FROM THE CEO



MESSAGE FROM THE CEO

CEO's message to be inserted following adoption and prior to publication



ACKNOWLEDGEMENT OF COUNTRY

WE ACKNOWLEDGE THE
TRADITIONAL OWNERS
OF THE LAND ON
WHICH WE LIVE, AND
PAY OUR RESPECTS
TO ELDERS PAST AND
PRESENT.

WELCOME TO THE CENTRAL COAST



Location

The Central Coast is located on the coast of New South Wales, 90 kilometres north of the Sydney Central Business District (CBD), and 80 kilometres south of the Newcastle CBD.

The Central Coast Council area is bounded by Lake Macquarie City Council and Cessnock City Council in the north, Hawkesbury City Council in the west, and by Hornsby Shire Council, Ku-ring-gai Council and Northern Beaches Council in the south.

History

The original indigenous inhabitants of the Central Coast of NSW have lived in the area for many thousands of years. Many culturally significant and spectacular rock art sites can be found in the hills around the district, with the local Hawkesbury sandstone providing the perfect canvas for these ancient artworks. The local environment provided fish and shellfish, small mammals and reptiles, and native fruits and edible roots. Middens can be found around Brisbane Water and Tuggerah Lakes, consisting mainly of discarded shell and bone, evidence of past Aboriginal hunting, gathering and food processing.

European settlement in the Gosford area began in 1823 when James Webb received a grant of land at The Rip near Blackwall. Settlement of the Wyong district began with Jonathan Cape taking up land in the area adjoining Jiliby Creek in 1825. Early industries included shell gathering for lime burning, ship building, timber, cattle and crop farming. In the 1880s, lowland planting of citrus fruit, for which the district became famous, began near Saratoga, followed by larger scale plantings in the hinterland and in the Wyong area.

The railway reached Wyong and Gosford in 1887 from Newcastle, and the completion of the Hawkesbury River Railway Bridge in 1889 helped local agriculture and tourism to expand. Major land subdivision began in the 1880s along the rail corridor in the south and spread to other coastal areas in the 1910s-1920s. The building of the Pacific Highway through the Central Coast in the 1920s and 1930s helped to encourage agricultural, residential and tourism growth. Since the 1960s, the Central Coast has seen exponential growth in population and housing development.

Local government in the district dates back to 1843. On January 1, 1947, Gosford Shire and Wyong Shire Councils were formed out of Erina Shire, Woy Woy Shire and Gosford Municipal Council.

Gosford became a city on January 1, 1980. On 12 May 2016, the former Gosford City Council and former Wyong Shire Council were dissolved and Central Coast Council was created.

Work and Study

Around 22,000 businesses are registered within the Central Coast, with our top employment sectors being health care and social assistance, retail trade, construction, accommodation and food services.

Currently about 25% of the working population commute outside the region for work. The unemployment rate for the Central Coast is 5.8% and youth unemployment rate is 14.6%.

Over 5.6% of residents attend university, TAFE or another form of higher education. The Central Coast is home to the University of Newcastle, is Central Coast Campus (at Ourimbah), three TAFE campuses at Gosford, Ourimbah and Wyong, and numerous community colleges across the region.

There are 11 Council libraries located across the Coast providing learning and education opportunities for all ages, through a variety of events, programs and activities such as Library Lovers Day, author talks and book launches, story-time for infants, young adult and adult book clubs, and other games in school holidays.

Lifestyle

The Central Coast offers a wide range of lifestyle activities and places to enjoy from sports and recreation, natural spaces, to arts, culture and community programs.

Our sport and recreation facilities contribute to the physical, mental and social development of the community and to the general health and wellbeing of the region.

Across the Central Coast there are 76 sporting facilities catering to winter and summer sport, 24 skate parks and 4 BMX tracks with varying features for all different skill levels, and 737 kilometres of shared pathways for cycling and pedestrian use.

Central Coast Stadium has picturesque views over Brisbane Water with a wide range of sporting and community events, including the NRL and National A-League football matches.

The Olympic pools at Gosford, Wyong and Woy Woy offer swimming facilities and classes, with the Peninsula Leisure Centre at Woy Woy, Niagara Park Stadium and the Lake Haven Recreation Centre offering people of all ages a wide range of health, lifestyle and leisure facilities.

The Central Coast is a region of outstanding natural beauty ranging from beaches to ridgetops and wetlands to woodlands.

Much of the region is covered by bushland, providing a scenic backdrop to urban development and offering a range of bush walks, camping grounds and facilities and other outdoor activities. Our lakes and beaches are a great way to get out and enjoy a range of water sports and activities, with many community events and festivals (such as the Lakes Festival) held in celebration of these natural wonders.

Belonging to the Central Coast means living in an inclusive community with arts, cultural and community programs providing opportunities to meet new people and express an artistic or cultural flair. Community and cultural facilities forge and strengthen social ties that support community needs and aspirations.

The Gosford Regional Gallery is an important cultural and educational resource that hosts local, national and international exhibitions, showcasing a variety of styles in visual art, photography, sculpture and design, from both established and emerging artists.

The Laycock Street Community Theatre in Gosford and The Art House in Wyong provide professional venues for a diverse range of community performances, international shows, bands and touring productions.

A lively cultural scene exists on the Central Coast with events such as Harmony Day, NAIDOC (National Aboriginal and Islanders Day Observance Committee) celebrations, Australia Day events, and citizenship ceremonies.

Demographics

Area:	1,680 km ²
Population:	339,196
Local Government ranking:	3rd largest in NSW

Community

Aboriginal and Torres Strait Islanders:	3.8%
Born overseas:	14.6%
Families:	41%
Persons with a disability:	6.4%

Economy

Businesses:	22,480
Local jobs:	126,459
Unemployment rate:	5.8%
Tourism:	4.6 million visitor per year

Environment

State Forests and National Parks:	10
Patrolled beaches:	15
Average temperature:	23.2C
Average rainfall total:	1,105mm

Infrastructure

Roads	2,176 km
Water and sewer mains	2,248 km
Value of assets:	\$9.7 billion

Lifestyle

Shared pathways:	737 km
Council libraries	11
Transport hubs:	Wyong, Tuggerah, Gosford and Woy Woy
Public transport to work:	9%



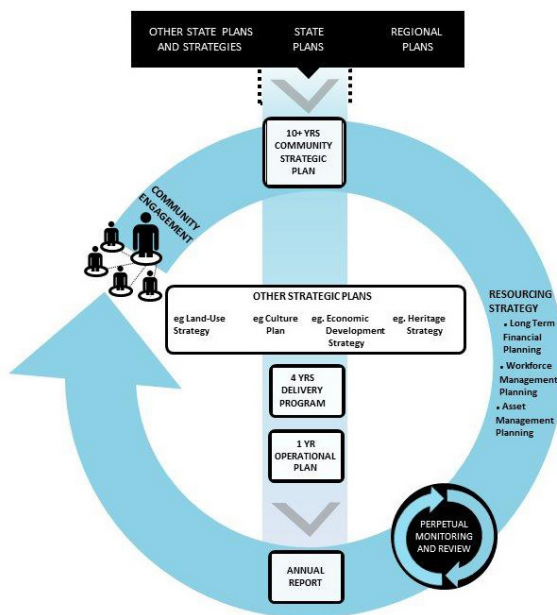
ABOUT THIS PLAN

Integrated Planning and Reporting Framework

The Integrated Planning and Reporting (IP&R) Framework promotes integration with community based objectives, informed by state-level plans and cascading down through to implementation across Council.

IP&R necessitates a 'whole-of-council' approach to long, medium and short term planning and is comprised of the following key elements:

- Community Strategic Plan
- Resourcing Strategy
- Delivery Program
- Operational Plan
- Quarterly Progress Reports
- Annual Report
- End of Term Report.



Operational Plan

The Central Coast Council Operational Plan 2019-20 is the second year of the Delivery Program (2018-19 – 2020-21) and details those actions that Council will take (through projects, plans and actions) to deliver the priorities developed by the Councillors. It is aligned to the Objectives of the Community Strategic Plan, *One – Central Coast*.

The annual Operational Plan includes a schedule of work that will be completed in the 2019-20 financial year and identifies what Council will do with its available resources. It lists all principal activities that Council has planned such as traffic and transport projects, economic and community development, water and sewer, sport and recreation, environmental management, governance and risk, to the finance, people management and IT systems that enable us to run the organisation efficiently and effectively. All planned work is linked to the community objectives outlined in *One – Central Coast*.

The Central Coast Council Delivery Program and Operational Plan is comprised of six parts:

- Overview
- Operational Plan 2019-20
- Financial Information
- Long Term Financial Plan
- Statement of Revenue
- Fees and Charges

Progress Reporting

Tracking Council's progress towards meeting the community objectives outlined in *One – Central Coast* will follow through Quarterly Progress Reports, Annual Reports and a detailed End of Council Term Report.

COUNCILLORS ROLE

Councillors Role in the Integrated Planning and Reporting Framework

The Central Coast is represented by fifteen Councillors across the five wards of Budgewoi, Gosford East, Gosford West, The Entrance and Wyong.

As the community's representatives the role of a Councillor is to:

- Be an active and contributing member of the governing body
- Make considered and well informed decisions as a member of the governing body
- Participate in the development of the Integrated Planning and Reporting framework
- Represent the collective interests of residents, ratepayers and the local community
- Facilitate communication between the local community and the governing body
- Uphold and represent accurately the policies and decisions of the governing body
- Make all reasonable efforts to acquire and maintain the skills necessary to perform the role of a Councillor.

The development of this Delivery Program and Operational Plan is an example of the Councillors role at work, with their priorities for the next three years identified and presented. These priorities have been developed in consideration of the community's aspirations and objectives outlined in *One – Central Coast*.

Central Coast Wards



YOUR COUNCILLORS

Budgewoi Ward



Councillor Greg Best

M: 0408 001 597

E: gbest
@centralcoast.nsw.gov.au

Independent



Councillor Jillian Hogan

M: 0429 850 439

E: jhogan
@centralcoast.nsw.gov.au

Labor



Councillor Doug Vincent

M: 0417 224 105

E: dvincent
@centralcoast.nsw.gov.au

Labor

Gosford West Ward



Deputy Mayor Chris Holstein

M: 0437 620 005

E: cholstein
@centralcoast.nsw.gov.au

Independent



Councillor Troy Marquart

M: 0428 899 011

E: tmarquart
@centralcoast.nsw.gov.au

Liberal



Councillor Richard Mehrtens

M: 0428 516 541

E: rmehrtens
@centralcoast.nsw.gov.au

Labor

Gosford East Ward



Councillor Rebecca Gale Collins

M: 0438 113 101

E: rgalecollins
@centralcoast.nsw.gov.au

Liberal



Mayor Jane Smith

P: 4325 8361 (Gosford Office)

P: 4350 5211 (Wyong Office)

M: 0428 943 988

E: jsmith
@centralcoast.nsw.gov.au

Independent



Councillor Jeff Sundstrom

M: 0429 989 125

E: jsundstrom
@centralcoast.nsw.gov.au

Labor

The Entrance Ward



Councillor Lisa Matthews

M: 0417 452 788

E: lmatthews
@centralcoast.nsw.gov.au

Labor



Councillor Bruce McLachlan

M: 0428 765 811

E: bmclachlan
@centralcoast.nsw.gov.au

Independent



Councillor Jilly Pilon

M: 0429 419 258

E: jpilon
@centralcoast.nsw.gov.au

Liberal

Wyong Ward



Councillor Chris Burke

M: 0437 171 382

E: cburke
@centralcoast.nsw.gov.au

Liberal



Councillor Louise Greenaway

M: 0428 946 459

E: lgreenaway
@centralcoast.nsw.gov.au

Independent



Councillor Kyle MacGregor

M: 0428 772 763

E: kmacgregor
@centralcoast.nsw.gov.au

Labor

CORPORATE VISION AND VALUES

A VIBRANT AND SUSTAINABLE CENTRAL COAST



BE POSITIVE



BE YOUR BEST



SERVE



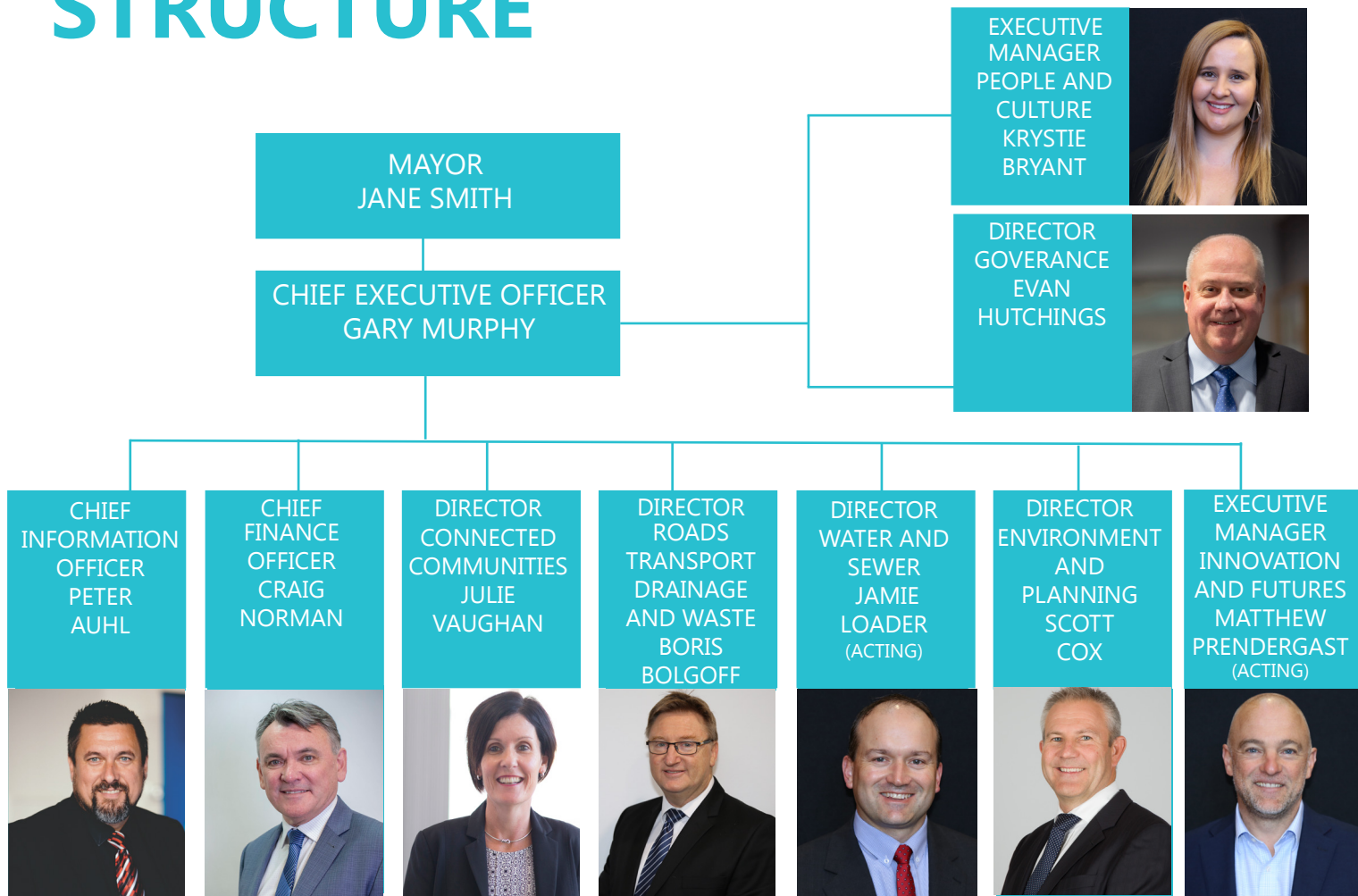
COLLABORATE



IMPROVE



ORGANISATION STRUCTURE





OPERATIONAL PLAN



ONE – CENTRAL COAST

The community Vision states:

*We are one Central Coast.
A smart, green and liveable region with a
shared sense of belonging and
responsibility.*

The five themes of the CSP are:

Belonging

Smart

Green

Responsible

Liveable

Together we can build on our strong community spirit, connections to each other and our local identity, fostering a sense of **Belonging** within the community.

One – Central Coast emphasises the importance of growing the coast to become a **Smart** and competitive region with a range of opportunities for people to study and work.

Green underlines the strong desire to protect and preserve the natural beauty, bushland and waterways that surround us on the Central Coast, and to secure our environmental resources for future generations.

One – Central Coast highlights the importance of good governance, great partnerships and the delivery of essential infrastructure and a balanced, sustainable approach to growth and development in an open and **Responsible** manner.

Liveable articulates how the community will live on the Central Coast through reliable public transport, healthy lifestyle options and accessible and well-maintained facilities.

Each Theme includes Focus Areas and Objectives that respond to the ideas and values that the Central Coast community identified with and are linked to the actions and projects detailed in this Delivery Program and Operational.

Council is not solely responsible for all of the outcomes and objectives of the CSP. The implementation and delivery of the CSP will involve shared decision making and effective working partnerships with government agencies, non-government organisations, businesses and the local community.

One – Central Coast is available on Council's website:

<https://www.centralcoast.nsw.gov.au/council/news-and-publications/community-strategic-plan>

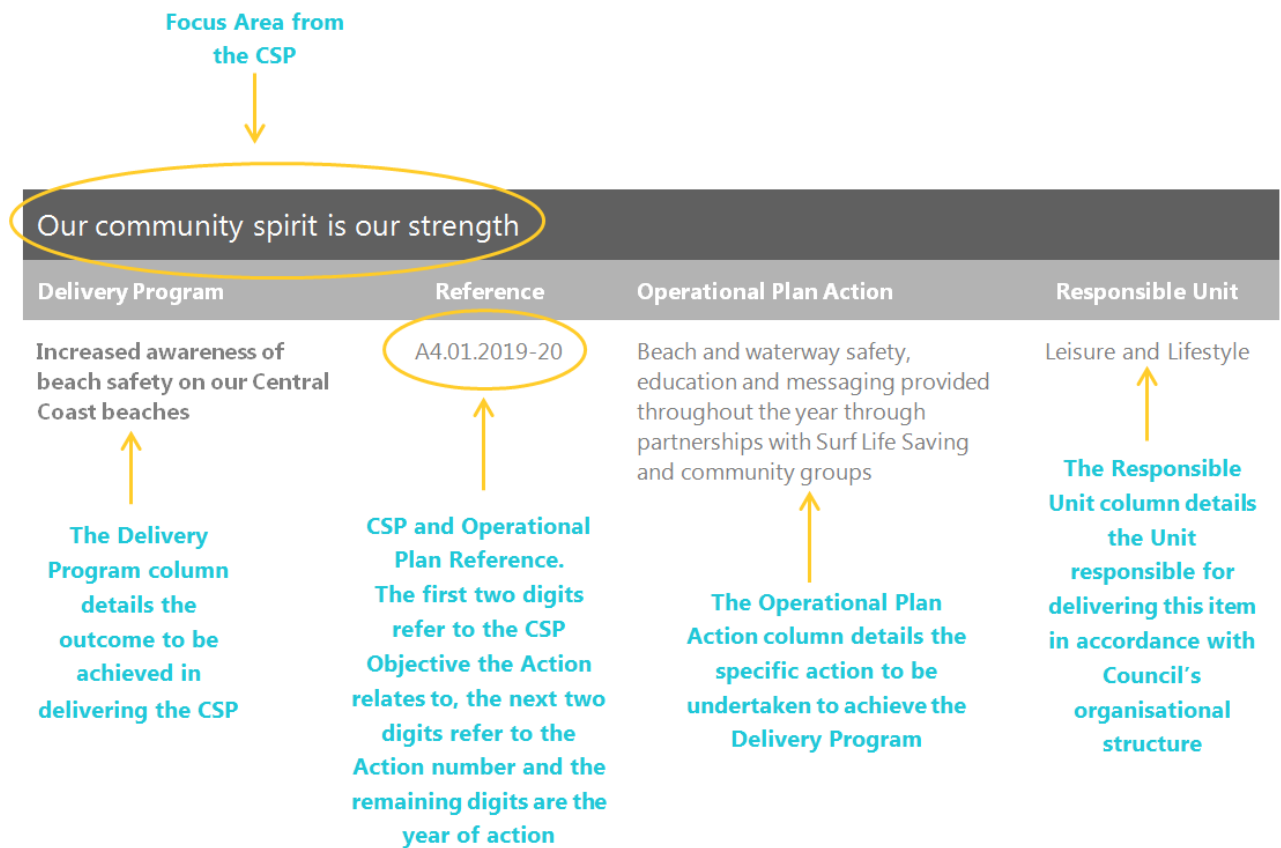


HOW TO READ THIS OPERATIONAL PLAN

The Operational Plan is aligned to the five themes of the Community Strategic Plan (CSP) and links to the Focus Areas and Objectives.

The Capital Works Program is also included within this section and links to the CSP Framework.


The diagram below demonstrates these linkages.



BELONGING



SMART



OUR COMMUNITY SPIRIT IS OUR STRENGTH

A1 Work within our communities to connect people, build capacity and create local solutions and initiatives

A2 Celebrate and continue to create opportunities for inclusion where all people feel welcome and participate in community life

A3 Work together to solve a range of social and health issues that may impact community wellbeing and vulnerable people

A4 Enhance community safety within neighbourhoods, public spaces and places

CREATIVITY, CONNECTION AND LOCAL IDENTITY

B1 Support reconciliation through the celebration of Aboriginal and Torres Strait Islander cultures

B2 Promote and provide more sporting, community and cultural events and festivals, day and night, throughout the year

B3 Foster creative and performing arts through theatres, galleries and creative spaces, by integrating art and performance into public life

B4 Activate spaces and places to complement activity around town centres, foreshores, lakes and green spaces for families, community and visitors

A GROWING AND COMPETITIVE REGION

C1 Target economic development in growth areas and major centres and provide incentives to attract businesses to the Central Coast

C2 Revitalise Gosford City Centre, Gosford Waterfront and town centres as key destinations and attractors for businesses, local residents, visitors and tourists

C3 Facilitate economic development to increase local employment opportunities and provide a range of jobs for all residents

C4 Promote and grow tourism that celebrates the natural and cultural assets of the Central Coast in a way that is accessible, sustainable and eco-friendly

GREEN



A PLACE OF OPPORTUNITY FOR PEOPLE

D1 Foster innovation and partnerships to develop local entrepreneurs and support start-ups

D2 Support local business growth by providing incentives, streamlining processes and encouraging social enterprises

D3 Invest in broadening local education and learning pathways linking industry with Universities, TAFE and other training providers

D4 Support businesses and local leaders to mentor young people in skills development through traineeships, apprenticeships and volunteering

ENVIRONMENTAL RESOURCES FOR THE FUTURE

E1 Educate the community on the value and importance of natural areas and biodiversity, and encourage community involvement in caring for our natural environment

E2 Improve water quality for beaches, lakes, and waterways including minimising pollutants and preventing litter entering our waterways

E3 Reduce littering, minimise waste to landfill and educate to strengthen positive environmental behaviours

E4 Incorporate renewable energy and energy efficiency in future design and planning, and ensure responsible use of water and other resources

CHERISHED AND PROTECTED NATURAL BEAUTY

F1 Protect our rich environmental heritage by conserving beaches, waterways, bushland, wildlife corridors and inland areas, and the diversity of local native species

F2 Promote greening and ensure the wellbeing of communities through the protection of local bushland, urban trees, tree canopies and expansion of the Coastal Open Space System (COSS)

F3 Improve enforcement for all types of environmental non-compliance including littering and illegal dumping, and encourage excellence in industry practices to protect and enhance environmental health

F4 Address climate change and its impacts through collaborative strategic planning and responsible land management and consider targets and actions

RESPONSIBLE



GOOD GOVERNANCE AND GREAT PARTNERSHIPS

G1 Build strong relationships and ensure our partners and community share the responsibilities and benefits of putting plans into practice

G2 Communicate openly and honestly with the community to build a relationship based on transparency, understanding, trust and respect

G3 Engage with the community in meaningful dialogue and demonstrate how community participation is being used to inform decisions

G4 Serve the community by providing great customer experience, value for money and quality services

DELIVERING ESSENTIAL INFRASTRUCTURE

H1 Solve road and drainage problem areas and partner with the State Government to improve road conditions across the region

H2 Improve pedestrian movement safety, speed and vehicle congestion around schools, town centres, neighbourhoods, and community facilities

H3 Create parking options and solutions that address the needs of residents, visitors and businesses

H4 Plan for adequate and sustainable infrastructure to meet future demand for transport, energy, telecommunications and a secure supply of drinking water

BALANCED AND SUSTAINABLE DEVELOPMENT

I1 Preserve local character and protect our drinking water catchments, heritage and rural areas by concentrating development along transport corridors and town centres east of the M1

I2 Ensure all new developments are well planned with good access to public transport, green space and community facilities and support active transport

I3 Ensure land use planning and development is sustainable and environmentally sound and considers the importance of local habitat, green corridors, energy efficiency and stormwater management

I4 Provide a range of housing options to meet the diverse and changing needs of the community and there is adequate affordable housing

LIVEABLE



RELIABLE PUBLIC TRANSPORT AND CONNECTIONS

J1 Create adequate, reliable and accessible train services and facilities to accommodate current and future passengers

J2 Address commuter parking, drop-off zones, access and movement around transport hubs to support and increase use of public transport

J3 Improve bus and ferry frequency and ensure networks link with train services to minimise journey times

J4 Design long-term, innovative and sustainable transport management options for population growth and expansion

OUT AND ABOUT IN THE FRESH AIR

K1 Create a regional network of interconnected shared pathways and cycle ways to maximise access to key destinations and facilities

K2 Design and deliver pathways, walking trails and other pedestrian movement infrastructure to maximise access, inclusion and mobility to meet the needs of all community members

K3 Provide signage, public facilities, amenities and playgrounds to encourage usage and enjoyment of public areas

K4 Repair and maintain wharves, jetties, boat ramps and ocean baths to increase ease of access and enjoyment of natural waterways and foreshores

HEALTHY LIFESTYLES FOR A GROWING COMMUNITY

L1 Promote healthy living and ensure sport, leisure, recreation and aquatic facilities and open spaces are well maintained and activated

L2 Invest in health care solutions including infrastructure, services and preventative programs to keep people well for longer

L3 Cultivate a love of learning and knowledge by providing facilities to support lifelong learning

L4 Provide equitable, affordable, flexible and co-located community facilities based on community needs

A woman with glasses and a plaid shirt is smiling warmly while holding a baby in a cafe. The baby is wearing a blue patterned outfit. The background shows a cafe setting with a counter, other patrons, and a stroller.

BELONGING

BELONGING

Buildings make a Town, but people make a community – which is why **belonging** sits at the heart of our strategic plan.

We are committed to strengthening our diverse population by creating new opportunities for connection, creativity, and inclusion, and by opening the door to local sporting, community and cultural initiatives that strengthen our collective sense of self.

We will work together to solve pressing social issues, to support those in need and to enhance community safety – and we will continue to acknowledge the Aboriginal and Torres Strait Islander culture that shapes this corner of the world.

Community Drivers

- Friendly people and community spirit
- Diverse people and cultures
- Aboriginal cultural recognition
- Support for vulnerable people
- Safe neighbourhoods and public places
- Places to visit and meet people
- Community events and things to do
- Performing arts and culture


How you can help

- Get to know your neighbours
- Mark your calendar and head out to community events and festivals
- Play sport or support your favourite local sporting team
- Grab some lunch and head out to the park
- Catch up with a friend at the waterfront
- Check out what's on at the theatre and gallery
- Say hi to someone in your street
- Lend a hand and volunteer
- Think safe, and speak up for safety
- Go out of your way to help an elderly neighbour
- Join a local community group or club
- Start your own group
- Declare your home a violence free zone and make a commitment to never use words or actions that hurt people
- Be open to welcoming new people to the area
- Be willing to accept offers of support and assistance
- Turn off the TV and talk with friends or family
- Hold a street party
- Speak out against discrimination of any type
- Report vandalism or suspicious behaviour around facilities
- Help to identify and talk up the great things happening in our community
- Help to identify the challenges facing the community

BELONGING



Our community spirit
is our strength



Creativity, connection
and local identity

A1 Work within our communities to connect people, build capacity and create local solutions and initiatives

B1 Support reconciliation through the celebration of Aboriginal and Torres Strait Islander cultures

A2 Celebrate and continue to create opportunities for inclusion where all people feel welcome and participate in community life

B2 Promote and provide more sporting, community and cultural events and festivals, day and night, throughout the year

A3 Work together to solve a range of social and health issues that may impact community wellbeing and vulnerable people

B3 Foster creative and performing arts through theatres, galleries and creative spaces, by integrating art and performance into public life

A4 Enhance community safety within neighbourhoods, public spaces and places

B4 Activate spaces and places to complement activity around town centres, foreshores, lakes and green spaces for families, community and visitors



Our community spirit is our strength

A1 Work within our communities to connect people, build capacity and create local solutions and initiatives

A2 Celebrate and continue to create opportunities for inclusion where all people feel welcome and participate in community life

A3 Work together to solve a range of social and health issues that may impact community wellbeing and vulnerable people

A4 Enhance community safety within neighbourhoods, public spaces and places

Operational Plan 2019-20

Our community spirit is our strength

Delivery Program	Reference	Operational Plan Action / Target / Project	Responsible Unit
Increased opportunities for community capacity building projects, strengthening community organisations and infrastructure/amenity improvements.	A1.01.2019-20	Manage Central Coast Council Community Grants Program	Community Partnerships
Improve Council's commitment and approach to designing inclusive and liveable communities	A1.02.2019-20	DIAP LC.024: Identify opportunities to promote existing information portals / apps such as WheelEasy, finder website	Community Partnerships
Ensure equitable and dignified communication with staff and community including the provision of accessible information	A2.01.2019-20	DIAP AB.003: Include regular contributions regarding disability inclusion / access to internal communication mediums	Community Engagement
	A2.02.2019-20	DIAP AB.010: Support Community Partnerships in annual disability awareness and education campaign	Community Engagement
	A2.03.2019-20	DIAP AB.007: Continue to provide appropriate, positive and contemporary images that depict a broad representation of people with a disability to be used within general Council publications and communication mediums	Community Engagement
	A2.04.2019-20	DIAP SP.004: Deliver accessible documents training to staff who produce documents for upload to the website	Community Engagement
	A2.05.2019-20	DIAP SP.007: Identification and prioritisation of key customer service enquiries /complaints identified for development into Easy English documents and forms	Community Engagement
	A2.06.2019-20	DIAP SP.008: Develop a procedure at customer service centres for the timely engagement of Auslan interpreters for customers	Community Engagement

Our community spirit is our strength

Delivery Program	Reference	Operational Plan Action / Target / Project	Responsible Unit
Deliver corporate events (such as Australia Day Awards) to celebrate the community and their achievements	A2.07.2019-20	Deliver six Central Coast Council corporate events to 2,000 participants	Community Partnerships
Increase positive community attitudes and behaviours towards people with disability	A2.08.2019-20	DIAP AB.002: Develop and implement two disability awareness and education activities for staff	Community Partnerships
	A2.09.2019-20	DIAP AB.003: Six items on disability access and inclusion included in various Council internal communication mediums	Community Partnerships
	A2.10.2019-20	DIAP AB.010: Develop and implement a disability awareness and education campaign for the broader Central Coast community in partnership with relevant external organisations	Community Partnerships
Provide inclusive volunteer, work experience and paid work opportunities for people with disabilities	A2.11.2019-20	DIAP E.001: Establish a program or adapt existing project(s) to provide work placement opportunities and volunteer positions for people with disabilities	People Planning and Operations
Increase inclusivity of the workplace and recruitment processes for people with disabilities.	A2.12.2019-20	DIAP E.008: Develop and provide training for supervisory staff regarding mental health and disability awareness	People Planning and Operations
	A2.13.2019-20	DIAP E.009: Provide professional development training / information and resources for employees with disabilities on rights and relevant support available	People Planning and Operations
	A2.14.2019-20	DIAP E.002: Review and update all relevant Central Coast Council People and Culture policies to ensure inclusive employment practices that consider all types of disabilities e.g. leave policies, including sick and carers, general work conditions policies and work from home policy	People Planning and Operations
Develop, support and promote initiatives to address domestic violence	A3.01.2019-20	Develop and deliver three projects with internal and external stakeholders designed to reduce the local impact of domestic and family violence	Community Partnerships
Improve safety and amenity of the region	A4.01.2019-20	Implement actions from the Graffiti Management Strategy	Community Partnerships


Our community spirit is our strength

Delivery Program	Reference	Operational Plan Action / Target / Project	Responsible Unit
Provide beach lifeguard services to patrolled beaches from September to April each year.	A4.02.2019-20	Provide lifeguard services from September to April at 15 locations (Avoca Beach, Copacabana Beach, Killcare Beach, Lakes Beach, MacMasters Beach, North Avoca Beach, Ocean Beach, Shelly Beach, Soldiers Beach, Terrigal Beach, The Entrance, The Entrance North, Toowoong Bay Beach, Umina Beach, and Wamberal Beach)	Leisure and Lifestyle
Increased awareness of beach safety on our Central Coast beaches	A4.03.2019-20	Beach and waterway safety, education and messaging provided throughout the year through partnerships with Surf Life Saving and community groups	Leisure and Lifestyle

Capital Works Program 2019-20

Our community spirit is our strength

Ref No.	Project	Suburb	Ward / Region	Funding Source	Responsible Unit	Budget
Revenue Funded Projects						
A4.001	CCTV at Central Coast Stadium	Gosford	Region Wide	General Revenue	Business Enterprise	\$450,000
A4.002	Closed Circuit Television Renewal Program	Region Wide	Region Wide	General Revenue	Roads Asset Planning and Design	\$102,500



Creativity, connection and local identity

B1 Support reconciliation through the celebration of Aboriginal and Torres Strait Islander cultures

B2 Promote and provide more sporting, community and cultural events and festivals, day and night, throughout the year

B3 Foster creative and performing arts through theatres, galleries and creative spaces, by integrating art and performance into public life

B4 Activate spaces and places to complement activity around town centres, foreshores, lakes and green spaces for families, community and visitors

Operational Plan 2019-20

Creativity, connection and local identity

Delivery Program	Reference	Operational Plan Action / Target / Project	Responsible Unit
Provide a premier venue for sports and entertainment on the Central Coast community	B2.01.2019-20	Provide a variety of elite sporting, entertainment and community events at the Central Coast Stadium	Business Enterprise
Assist external event organisers to deliver events built on a sustainable financial model that provides either economic or social return for the Central Coast.	B2.02.2019-20	Support 20 Central Coast community events	Community Partnerships
Increase tourism and economic development opportunities	B2.03.2019-20	Deliver 20 Central Coast Council major events to 250,000 participants	Community Partnerships
Providing an outstanding quality and cultural experience at Gosford Regional Art Gallery through programs and exhibitions	B3.01.2019-20	The Gosford Regional Art Gallery programs and exhibitions reach 175,000 people and 85% customer satisfaction rate by 30 June 2020	Leisure and Lifestyle
Laycock Street Community Theatre hold a large range of cultural productions meeting the varied demographics and interests of the community	B3.02.2019-20	Deliver 245 varied theatrical productions through a diverse annual program catering to broad demographics and cultural interests at Laycock Street Community Theatre	Leisure and Lifestyle
Provide a community facility while maintaining a full cost recovery model	B3.03.2019-20	Achieve 65% annual utilisation of Peninsula Theatre	Leisure and Lifestyle

Capital Works program 2019-20

Creativity, connection and local identity

Ref No.	Project	Suburb	Ward / Region	Funding Source	Responsible Unit	Budget
Revenue Funded Projects						
B3.001	Stage 2 street art at Baker Lane	Wyong	Wyong	General Revenue	Community Partnerships	\$26,000

Creativity, connection and local identity

Ref No.	Project	Suburb	Ward / Region	Funding Source	Responsible Unit	Budget
B3.002	Gosford Regional Gallery - Air-conditioning units replacement	East Gosford	Gosford West	General Revenue	Leisure and Lifestyle	\$440,000
B3.003	Installation of Public Art across the region	Region Wide	Region Wide	General Revenue	Leisure and Lifestyle	\$80,000
B3.004	Landscaping surrounding the Tea House at the Edogawa Commemorative Garden	East Gosford	Gosford West	General Revenue	Leisure and Lifestyle	\$110,000
B3.005	Scoping project to review possible building additions to the art centre that will upgrade the facility and create a storage area for Council's art collection	East Gosford	Gosford West	General Revenue	Leisure and Lifestyle	\$50,000
B4.001	Install bench seating	Budgewoi	Budgewoi	General Revenue	Community Partnerships	\$8,090
B4.002	Install tables	Budgewoi	Budgewoi	General Revenue	Community Partnerships	\$10,000
B4.003	Review and renew Village Green Precinct	Toukley	Budgewoi	General Revenue	Community Partnerships	\$660,000
B4.004	Pop-up container Café/Bar	Region wide	Region Wide	General Revenue	Community Partnerships	\$145,000
B4.005	The Entrance Town Centre – pavement rectification / renewal	The Entrance	The Entrance	General Revenue	Community Partnerships	\$220,000
B4.006	The Entrance Town Centre Stage 2 upgrades – detailed design	The Entrance	The Entrance	General Revenue	Community Partnerships	\$460,000
B4.007	The Entrance Town Centre - outdoor dining	The Entrance	The Entrance	General Revenue	Community Partnerships	\$450,000
B4.008	The Entrance Town Centre Stage 1 – Lighting Strategy installation	The Entrance	The Entrance	General Revenue	Community Partnerships	\$590,000
B4.009	The Entrance Town Centre - upgrade Percy the Pelican Statue	The Entrance	The Entrance	General Revenue	Community Partnerships	\$50,000

An aerial photograph of a waterfront city at dusk. In the foreground, a modern building with a large, white, tent-like canopy roof sits on a wooden pier over the water. The building has a glass facade and is illuminated from within. To the left, a road runs along the water's edge with several cars and a small boat. In the middle ground, a large green field, possibly a sports field, is visible, surrounded by palm trees and other vegetation. In the background, a large stadium with a distinctive roof structure is visible, along with several high-rise buildings and construction cranes. The sky is a clear, deep blue, and the overall scene is bathed in the warm light of the setting sun.

SMART

SMART

We are a growing region with an expanding sense of opportunity, and we want to capitalise on those possibilities for the benefit of all.

Strategic economic development, revitalising key urban locations, establishing new industry partnerships and renewing our commitment to education and employment for young people are just the starting point for a **smart** Central Coast.

These initiatives – and others like them – will create new opportunities for local employment, new social enterprises and a culture of innovation that will bring new talent to the region. They will also drive a boom in tourism that we will shape to be accessible, sustainable and kind to the environment.

Community Drivers

- Business growth
- Local employment opportunities
- Attracting more businesses to the Coast
- Tourism opportunities and eco-tourism
- Access to good education facilities
- Development of Gosford City Centre
- Activated cosmopolitan town centres
- Support for youth unemployment

How you can help

- Visit your local farmer's market
- Get involved and advocate for ideas that you are interested in and passionate about
- Tutor a student
- Enrol in a course
- Go to a community workshop
- Visit a library
- Join a book club discussion group
- Volunteer your skills
- Support a volunteer
- Find a mentor
- Mentor someone
- Attend local events and festivals
- Support local businesses by buying locally
- Be a local tourist
- Get to know your child's teachers
- Create or join a business network
- Visit a local market
- Read to your child
- Volunteer for a youth based service or sporting group

SMART



A growing and competitive region



A place of opportunity for people

C1 Target economic development in growth areas and major centres and provide incentives to attract businesses to the Central Coast

D1 Foster innovation and partnerships to develop local entrepreneurs and support start-ups

C2 Revitalise Gosford City Centre, Gosford Waterfront and town centres as key destinations and attractors for businesses, local residents, visitors and tourists

D2 Support local business growth by providing incentives, streamlining processes and encouraging social enterprises

C3 Facilitate economic development to increase local employment opportunities and provide a range of jobs for all residents

D3 Invest in broadening local education and learning pathways linking industry with Universities, TAFE and other training providers

C4 Promote and grow tourism that celebrates the natural and cultural assets of the Central Coast in a way that is accessible, sustainable and eco-friendly

D4 Support businesses and local leaders to mentor young people in skills development through traineeships, apprenticeships and volunteering



A growing and competitive region

- C1** Target economic development in growth areas and major centres and provide incentives to attract businesses to the Central Coast
- C2** Revitalise Gosford City Centre, Gosford Waterfront and town centres as key destinations and attractors for businesses, local residents, visitors and tourists
- C3** Facilitate economic development to increase local employment opportunities and provide a range of jobs for all residents
- C4** Promote and grow tourism that celebrates the natural and cultural assets of the Central Coast in a way that is accessible, sustainable and eco-friendly

Operational Plan 2019-20

A growing and competitive region			
Delivery Program	Reference	Operational Plan Action / Target / Project	Responsible Unit
Develop the Central Coast into a region of diverse economic, education and employment opportunities	C1.01.2019-20	Adoption and commence implementation of an Economic Development Strategy for the Central Coast	Economic Development and Project Delivery
Town Centres which are safe, attractive and contain quality and memorable features and attractions	C2.01.2019-20	Provide a range of coordinated projects and activities to increase activation and improve the visitor experience of Council's Principle Town Centres	Community Partnerships
Town Centres which exhibit high level amenity, functionality and safety	C2.02.2019-20	Provide a coordinated asset management and maintenance program in Council's Principle Town Centres	Community Partnerships
Revitalise Gosford City Centre and create a hub for local residents, visitors and tourists to meet, relax, connect and learn	C2.03.2019-20	Detailed design and approvals for Gosford Cultural Precinct	Economic Development and Project Delivery
Planning controls that enable the development of active and liveable Town Centres	C2.04.2019-20	Prepare a strategic plan for Wyong Town Centre	Strategic Planning
	C2.05.2019-20	Review Town Centre development feasibility for key centres (Woy Woy, Erina, Long Jetty and Toukley)	Strategic Planning
Support revitalisation of the southern growth corridor	C2.06.2019-20	Commence a Strategic Plan for two Town Centres along the Southern Growth	Strategic Planning
Provide a clear approach to the planning and development of key growth regions	C2.07.2019-20	Prepare a Strategic Plan for Woy Woy	Strategic Planning

A growing and competitive region

Delivery Program	Reference	Operational Plan Action / Target / Project	Responsible Unit
A long term strategic urban plan for the Central Coast region to support housing, employment and economic growth in accordance with the Central Coast Regional Plan 2036	C3.01.2019-20	Prepare a Central Coast Employment Land Study	Strategic Planning
Provide a clear approach to the planning and development of key growth regions	C3.02.2019-20	Develop Future Cities Strategy by December 2019	Innovation and Futures
To attract visitors to holiday on the Central Coast	C4.01.2019-20	Provide a variety of cabin and campsite options and a fun holiday environment for visitors at the Budgewoi Holiday Park	Business Enterprise
	C4.02.2019-20	Provide a variety of cabin and campsite options and a fun holiday environment for visitors at the Canton Beach Holiday Park	Business Enterprise
	C4.03.2019-20	Provide a variety of cabin and campsite options and a fun holiday environment for visitors at the Norah Head Holiday Park	Business Enterprise
	C4.04.2019-20	Provide a variety of cabin and campsite options and a fun holiday environment for visitors at the Toowoan Bay Holiday Park	Business Enterprise
	C4.05.2019-20	Provide a variety of campsites options and a fun holiday environment for visitors at the Patonga Camping Ground	Business Enterprise
Promote and grow tourism through the implementation of the Central Coast Destination Management Plan	C4.06.2019-20	Implement Year one actions of the Tourism Opportunity Plan for Central Coast	Community Engagement
	C4.07.2019-20	Undertake a feasibility study for RV (Recreation Vehicle) Tourism attraction on the Central Coast	Community Engagement
	C4.08.2019-20	Develop and implement a Local Ambassador Program to build local support for the visitor economy	Community Engagement
Promote and grow the region through branding and place based marketing	C4.09.2019-20	Implement tourism marketing campaigns and industry services Year three deliverables	Community Engagement
Ensure visitor information needs are being met	C4.10.2019-20	Market test alternate ways to disperse visitor information across region	Community Engagement
	C4.11.2019-20	Commence implementation of the Regional Signage Program for region entry, village and Town Centres	Community Engagement

A growing and competitive region

Delivery Program	Reference	Operational Plan Action / Target / Project	Responsible Unit
Create opportunities to expand tourism	C4.12.2019-20	Create an investment platform for new nature based tourism projects through an Ecotourism and Rural Tourism Opportunities Study	Community Engagement
Increase tourism and economic development opportunities	C4.13.2019-20	DIAP LC.026: In partnership with relevant organisations / entities (e.g. Central Coast Tourism) explore accessible tourism opportunities through infrastructure improvements, marketing and promotion to develop the Central Coast as a highly attractive tourist destination for people with disabilities, friends and families.	Community Partnerships

Capital Works Program 2019-20

A growing and competitive region

Ref No.	Project	Suburb	Ward / Region	Funding Source	Responsible Unit	Budget
Revenue Funded Projects						
C1.001	Planning, investigations and detailed design for an integrated Education and Business Precinct at Warnervale	Warnervale	Wyong	General Revenue	Economic Development and Project Delivery	\$150,689
C2.001	Gateway projects at Budgewoi, Toukley and Wyong	Region wide	Region Wide	General Revenue	Community Partnerships	\$152,000
C2.002	Design and construct Gosford Cultural Precinct including land acquisitions	Gosford	Region Wide	General Revenue	Economic Development and Project Delivery	\$7,300,115
C2.003	Detailed design for anti-terrorism bollards within The Entrance Town Centre	The Entrance	The Entrance	General Revenue	Community Partnerships	\$150,000
C4.001	Renovate cabins at Budgewoi Holiday Park	Budgewoi	Budgewoi	General Revenue	Business Enterprise	\$40,000
C4.002	Renovate guest facilities at Budgewoi Holiday Park	Budgewoi	Budgewoi	General Revenue	Business Enterprise	\$40,000
C4.003	Construct swimming pool and water play area at Budgewoi Holiday Park	Budgewoi	Budgewoi	General Revenue	Business Enterprise	\$300,000
C4.004	Renovate cabins at Canton Beach Holiday Park	Canton Beach	Budgewoi	General Revenue	Business Enterprise	\$40,000

A growing and competitive region

Ref No.	Project	Suburb	Ward / Region	Funding Source	Responsible Unit	Budget
C4.005	Renovate guest facilities at Canton Beach Holiday Park	Canton Beach	Budgewoi	General Revenue	Business Enterprise	\$60,000
C4.006	Design and replace street lights and posts at Canton Beach Holiday Park	Canton Beach	Budgewoi	General Revenue	Business Enterprise	\$170,000
C4.007	Renovate cabins at Norah Head Holiday Park	Norah Head	Budgewoi	General Revenue	Business Enterprise	\$80,000
C4.008	Renovate guest facilities at Norah Head Holiday Park	Norah Head	Budgewoi	General Revenue	Business Enterprise	\$60,000
C4.009	Construct new BBQ area / shelter at Norah Head Holiday Park	Norah Head	Budgewoi	General Revenue	Business Enterprise	\$30,000
C4.010	Implement Regional Signage actions for town centres and villages	Region Wide	Region Wide	General Revenue	Community Engagement	\$2,200,000
C4.011	Renovate cabins at Toowoona Bay Holiday Park	Toowoona Bay	The Entrance	General Revenue	Business Enterprise	\$100,000
C4.012	Renovate of guest facilities at Toowoona Bay Holiday Park	Toowoona Bay	The Entrance	General Revenue	Business Enterprise	\$60,000
C4.013	Road construction at Toowoona Bay Holiday Park	Toowoona Bay	The Entrance	General Revenue	Business Enterprise	\$75,000
C4.014	Upgrade visitor parking at Toowoona Bay Holiday Park	Toowoona Bay	The Entrance	General Revenue	Business Enterprise	\$25,000
C4.015	Upgrade outdoor banner spaces	Region wide	Region Wide	General Revenue	Community Engagement	\$442,500
C4.016	Refurbishment of The Entrance Visitor Information Centre	The Entrance	The Entrance	General Revenue	Community Engagement	\$950,000
C4.017	Construct swimming pool at Budgewoi Holiday Park	Budgewoi	Budgewoi	General Revenue	Business Enterprise	\$300,000



A Place of opportunity for people

- D1** Foster innovation and partnerships to develop local entrepreneurs and support start-ups
- D2** Support local business growth by providing incentives, streamlining processes and encouraging social enterprises
- D3** Invest in broadening local education and learning pathways linking industry with Universities, TAFE and other training providers
- D4** Support businesses and local leaders to mentor young people in skills development through traineeships, apprenticeships and volunteering

Operational Plan 2019-20

A place of opportunity for people			
Delivery Program	Reference	Operational Plan Action / Target / Project	Responsible Unit
Increased awareness and utilisation of the Smart Work Hub, providing greater opportunities for innovation and development of enterprise	D1.01.2019-20	Support the development of Central Coast social entrepreneurs and enterprises through the delivery of a range of programs, events, and information for the Gosford Smart Work Hub	Community Partnerships
Provide a clear approach to the planning and development of key growth regions	D1.02.2019-20	Develop regional alliance and alignment of regional priorities, facilitate open data sharing policies to enable the exchange of information between all the stakeholders for regional planning and growth	Innovation and Futures

A close-up photograph of several large, heart-shaped leaves with prominent white variegation on a green background. The leaves are arranged in a dense cluster, with some showing signs of wear and small holes. The word "GREEN" is overlaid in the center in a bold, white, sans-serif font. The entire image is framed by a thin white border.

GREEN

GREEN

The Central Coast is known for its natural beauty; maintaining our natural assets is a critical component of what we value as a community.

Ongoing education is key to our **green** approach, as is inviting the community to take a hands-on role in conservation, protection and remediation of our environment.

Reducing litter, minimising waste, and championing renewable energy in our future design and planning will minimise the impacts of climate change in our region, and will enable the preservation of our beaches, waterways, wildlife corridors and inland areas for the variety of species that inhabit them.

Community Drivers

- Proximity to beaches and waterways
- Natural environment, lots of trees, parks and green spaces
- Conservation of the natural environment
- Expansion of the Coastal Open Space System
- Preservation of trees and tree canopies
- Cleanliness of lakes and waterways
- Reduction of litter and polluting
- Resource use, recycling and energy efficiency

How you can help

- Turn off lights and appliances when not needed
- 'Take 3 for the Sea' and pick up three bits of rubbish
- Pay attention to how you use water
- Drink tap water instead of bottled water
- Leave the car at home
- Wash your clothes in cold water when you can
- Don't litter – put it in the bin or take it home
- Go for a bushwalk
- Discover a waterfall
- Plant a tree
- Pull out some weeds
- Grow some vegetables, fruit or herbs
- Pick up your dog's poo
- Compost your vegetables and fruit scraps
- Join your local Landcare / Bushcare / Beachwatch group
- Don't put oil down the sink
- Be kind to bush turkeys and magpies
- Don't flush wipes (they may be flushable but they are not biodegradable)
- Put cigarette butts in the bin
- Research what can be recycled
- Don't use plastic bags/water bottles or disposable coffee cups
- Visit / participate in / start up a community garden

GREEN



Environmental resources
for the future



Cherished and protected
natural beauty

E1 Educate the community on the value and importance of natural areas and biodiversity, and encourage community involvement in caring for our natural environment

F1 Protect our rich environmental heritage by conserving beaches, waterways, bushland, wildlife corridors and inland areas, and the diversity of local native species

E2 Improve water quality for beaches, lakes, and waterways including minimising pollutants and preventing litter entering our waterways

F2 Promote greening and ensure the wellbeing of communities through the protection of local bushland, urban trees, tree canopies and expansion of the Coastal Open Space System (COSS)

E3 Reduce littering, minimise waste to landfill and educate to strengthen positive environmental behaviours

F3 Improve enforcement for all types of environmental non-compliance including littering and illegal dumping, and encourage excellence in industry practices to protect and enhance environmental health

E4 Incorporate renewable energy and energy efficiency in future design and planning, and ensure responsible use of water and other resources

F4 Address climate change and its impacts through collaborative strategic planning and responsible land management and consider targets and actions



Environmental Resources for the future

E1 Educate the community on the value and importance of natural areas and biodiversity, and encourage community involvement in caring for our natural environment

E2 Improve water quality for beaches, lakes, and waterways including minimising pollutants and preventing litter entering our waterways

E3 Reduce littering, minimise waste to landfill and educate to strengthen positive environmental behaviours

E4 Incorporate renewable energy and energy efficiency in future design and planning, and ensure responsible use of water and other resources

Operational Plan 2019-20

Environmental resources for the future

Delivery Program	Reference	Operational Plan Action / Target / Project	Responsible Unit
Environmental education programs to increase knowledge of (issues impacting) coastal areas, lakes, catchment area and conservation	E1.01.2019-20	Deliver a minimum of 10 Environmental Education Programs (estuary, resilience, sustainability, general environmental education) to increase community awareness and promote behaviour change	Learning and Education
Up to date reports, weekly star rating and annual beach suitability grades (for primary contact) are reported on the Office of Environment and Heritage (OEH) Beach watch website	E2.01.2019-20	Continue the Beach Watch Program at designated sites in accordance with OEH guidelines and provide data to OEH for reporting on the department's website	Waterways and Coastal Protection
Regular operation of wrack and algae collection (and other equipment under contract) in near-shore zones to improve circulation and amenity in Tuggerah Lakes	E2.02.2019-20	Annual removal of 8,000m ³ of floating wrack and macro algae from the Tuggerah Lakes Estuary	Waterways and Coastal Protection
Data is reported and published annually as part of the Tuggerah Lakes Ecological Report Card and Health of the Waterways Reporting	E2.03.2019-20	Undertake an annual program of water quality and ecological health sampling in Tuggerah Lakes, Southern Lake Macquarie, Brisbane Water and the Coastal Lagoons in accordance with the NSW Monitoring, Evaluation and Reporting guidelines and the Estuary Management Plans	Waterways and Coastal Protection
Programs focused on increasing community awareness and instilling behaviour change around sustainable living including, waste avoidance and reduction and re-use / recycle concepts	E3.01.2019-20	Deliver education programs specifically targeting litter, up-cycling and green living to increase community awareness and promote behaviour change	Learning and Education

Environmental resources for the future

Delivery Program	Reference	Operational Plan Action / Target / Project	Responsible Unit
Expand the diversion of domestic waste from landfill through increased resource recovery resulting in environmentally responsible waste collection services	E3.02.2019-20	Greater than 40% diversion of domestic waste from the Central Coast Council landfill sites annually	Waste Services and Business Development
	E3.03.2019-20	Development of and the implementation of components of the Central Coast Waste Strategy, focused on waste avoidance and resource recovery strategies	Waste Services and Business Development
Reducing Council's energy cost, improve energy productivity and reduce Council's greenhouse gas emissions	E4.01.2019-20	Installation of solar power systems on Council assets	Energy Management
Reducing energy cost, improve energy productivity and reduce Council's greenhouse gas emissions	E4.02.2019-20	Investigate the feasibility of a revolving fund for installation of water tanks and solar in existing dwellings e.g. residents can apply for a grant to install, then repay Council through rates / savings on energy and water	Energy Management

Capital Works Program 2019-20

Environmental resources for the future

Ref No.	Project	Suburb	Ward / Region	Funding Source	Responsible Unit	Budget
Revenue Funded Projects						
E1.001	Upgrade signage - Brisbane Water and Tuggerah Lakes	Region wide	Region Wide	General Revenue	Learning and Education	\$50,000
E2.001	Stormwater Gross Pollutant Trap upgrades (Lake Macquarie Catchment) - design only	Gwandalan	Budgewoi	General Revenue	Waterways and Coastal Protection	\$40,000
E2.002	Stormwater Gross Pollutant Trap upgrades	Green Point	Gosford East	General Revenue	Waterways and Coastal Protection	\$30,000
E2.003	Creek Assets - Streambank Erosion Sites: Various in Tuggerah Lakes Catchment, including Hereford Drive, Ourimbah Creek; Spring Creek 6 - Bluehaven; Wy81 - Alison Rd, Wyong River	Region wide	Region Wide	General Revenue	Waterways and Coastal Protection	\$80,000

Environmental resources for the future

Ref No.	Project	Suburb	Ward / Region	Funding Source	Responsible Unit	Budget
E2.004	Stormwater Gross Pollutant Trap upgrades (Tuggerah Lakes Catchment)	Region Wide	Region Wide	General Revenue	Waterways and Coastal Protection	\$300,000
E2.005	Telemetry: Rainfall, Water Level, Water Quality, Remote Cameras	Region wide	Region Wide	General Revenue	Waterways and Coastal Protection	\$80,000
E3.001	Public litter bin hutch placement	Region Wide	Region Wide	General Revenue	Waste Services and Business Development	\$300,000
E3.004	Buttonderry Waste Management Facility - community recycling centre	Jilliby	Region Wide	General Revenue	Waste Services and Business Development	\$105,000
E4.001	Stormwater harvesting and dust suppression system - Charmhaven Depot	Charmhaven	Charmhaven	General Revenue	Facilities and Asset Management	\$250,000
E4.002	Install solar power systems on Council assets	Region Wide	Region Wide	General Revenue	Innovation and Futures - Energy Management	\$989,056
Grant Funded Projects						
E2.006	Improving Your Local Parks and Environment Grant - various projects	Region Wide	Region Wide	Grant Funding	Waterways and Coastal Protection	\$200,000
E3.002	Buttonderry Resource Recovery Centre (Balers)	Jilliby	Jilliby	Grant Funding	Waste Services and Business Development	\$70,000
Pending Grant Funding Projects						
E2.007	Terrigal Lagoon Walking Track, Marine Discovery Centre	Terrigal	Gosford East	Pending Grants	Waterways and Coastal Protection	\$350,000
E3.003	Buttonderry Resource Recovery Centre (Balers)	Jilliby	Region Wide	Pending Grants	Waste Services and Business Development	\$70,000



Cherished and protected natural beauty

F1 Protect our rich environmental heritage by conserving beaches, waterways, bushland, wildlife corridors and inland areas, and the diversity of local native species

F2 Promote greening and ensure the wellbeing of communities through the protection of local bushland, urban trees, tree canopies and expansion of the Coastal Open Space System (COSS)

F3 Improve enforcement for all types of environmental non-compliance including littering and illegal dumping, and encourage excellence in industry practices to protect and enhance environmental health

F4 Address climate change and its impacts through collaborative strategic planning and responsible land management and consider targets and actions

Operational Plan 2019-20

Cherished and protected natural beauty

Delivery Program	Reference	Operational Plan Action / Target / Project	Responsible Unit
<p>To identify high priority conservation value lands within Central Coast Council's LGA to:</p> <ul style="list-style-type: none"> a) Preserve and enhance local and regional biodiversity b) Invest in generating biodiversity credits on Council land that: <ul style="list-style-type: none"> i. Serve as a valuable financial commodity for Council ii. Enable progression of priority Council projects under the Biodiversity Offset Scheme c) Expand and strengthen the COSS network 	F1.01.2019-20	Undertake habitat restoration through bush regeneration and other methods on >20 Council managed natural reserves	Natural and Environmental Assets
Implementation of actions in the adopted Coastal Zone Management Plans (CZMP)	F1.02.2019-20	Implementation of actions in accordance with Council-approved 2019-20 budget allocations	Waterways and Coastal Protection
Enable sustainable urban development that values energy efficiency, heritage, local character, the environment, transport, safety and liveability	F1.03.2019-20	Commence implementation of the Sustainability Strategy	Innovation and Futures
Mitigate the impacts of climate change on the regions water resources, coastal ecosystems, infrastructure, health, agriculture, and biodiversity	F2.01.2019-20	Finalise the Greener Places Strategy by June 2020	Strategic Planning
	F4.01.2019-20	Coordinate the implementation of the Cities Power Partnership Program (six monthly reporting and updates to Council)	Innovation and Futures



Capital Works Program 2019-20

Cherished and protected natural beauty

Ref No.	Project	Suburb	Ward / Region	Funding Source	Responsible Unit	Budget
Revenue Funded Projects						
F1.001	Asset Protection Zone/Fire Break establishment and upgrade to standard	Budgewoi	Budgewoi	General Revenue	Natural and Environmental Assets	\$120,000
F1.002	Cabbage Tree Harbour seawall - design and approvals	Norah Head	Budgewoi	General Revenue	Waterways and Coastal Protection	\$100,000
F1.003	Asset Protection Zone/Fire Break establishment and upgrade to standard	Avoca Beach	Gosford East	General Revenue	Natural and Environmental Assets	\$120,000
F1.004	Renewal works - Avoca Beach seawall	Avoca Beach	Gosford East	General Revenue	Waterways and Coastal Protection	\$1,300,000
F1.005	Winney Bay fire trail	Copacabana	Gosford East	General Revenue	Natural and Environmental Assets	\$160,800
F1.006	Sprinkler system for bulk materials yard for dust control at Erina Depot	Erina	Region Wide	General Revenue	Procurement and Projects	\$50,000
F1.008	Captain Cook Memorial Reserve - construct seawall	Green Point	Gosford East	General Revenue	Waterways and Coastal Protection	\$100,000
F1.009	Fire trail upgrade - Clyde Road, Holgate	Holgate	Gosford East	General Revenue	Natural and Environmental Assets	\$40,000
F1.010	Pearl Beach Lagoon Coastal Zone Management Plan actions	Pearl Beach	Gosford West	General Revenue	Waterways and Coastal Protection	\$50,000
F1.011	Asset Protection Zone/Fire Break establishment and upgrade to standard	Woy Woy	Gosford West	General Revenue	Natural and Environmental Assets	\$120,000
F1.012	Sprinkler system for bulk materials yard for dust control at Woy Woy Depot	Woy Woy	Region Wide	General Revenue	Procurement and Projects	\$25,000
F1.013	Asset replacement and upgrade in natural asset reserves as identified by asset inspection reports	Region Wide	Region Wide	General Revenue	Natural and Environmental Assets	\$150,000

Cherished and protected natural beauty

Ref No.	Project	Suburb	Ward / Region	Funding Source	Responsible Unit	Budget
F1.014	Fencing and access control on Council reserves	Region Wide	Region Wide	General Revenue	Natural and Environmental Assets	\$287,500
F1.015	Acquire priority conservation land across the LGA	Region Wide	Region Wide	Developer Contributions	Natural and Environmental Assets	\$200,000
F1.016	Bush fire mitigation activities in response to Rural Fire Service Notices	Region Wide	Region Wide	General Revenue	Natural and Environmental Assets	\$180,000
F1.017	Investigation and installation of priority lookout barrier fencing in natural assets	Region Wide	Region Wide	General Revenue	Natural and Environmental Assets	\$140,000
F1.018	Survey procure and install firebreak delineation markers on Council managed reserves	Region Wide	Region Wide	General Revenue	Natural and Environmental Assets	\$100,000
F1.019	Lees Lane fire trail	Glennings Valley	The Entrance	General Revenue	Natural and Environmental Assets	\$514,200
F1.020	Asset Protection Zone/Fire Break establishment and upgrade to standard	The Entrance	The Entrance	General Revenue	Natural and Environmental Assets	\$120,000
F1.021	Wadalba Wildlife Corridor upgrade	Wadalba	Wyong	Developer Contributions	Natural and Environmental Assets	\$50,000
F1.022	Asset Protection Zone/Fire Break establishment and upgrade to standard	Wyong	Wyong	General Revenue	Natural and Environmental Assets	\$120,000
Pending Grant Funding Projects						
F1.023	Fire trail upgrade - Alison Road at Porters Creek	Wyong	Wyong	Pending Grants	Natural and Environmental Assets	\$230,000

A man in a high-visibility work shirt and dark pants is standing in an office. He is holding a yellow hard hat in his right hand. The shirt is bright yellow with reflective silver stripes and has "Central Coast Council" printed on it. The background shows office cubicles and a red wall.

RESPONSIBLE

RESPONSIBLE

We are a **responsible** council and community, committed to building strong relationships and delivering a great customer experience in all our interactions.

We value transparent and meaningful communication and use community feedback to drive strategic decision making and expenditure, particularly around the delivery of essential infrastructure projects that increase the safety, liveability and sustainability of our region.

We are taking a strategic approach to ensure our planning and development processes are sustainable and accessible and are designed to preserve the unique character of the coast.

Community Drivers

- Improved road maintenance and footpaths
- Improved drainage, kerbs and guttering
- Safe roads and pedestrian access
- Council communicates openly and honestly and involves community in decision making
- Effective prioritisation of expenditure
- Infrastructure provision meets current and future demand
- Preservation of local heritage / character and identity
- Preservation of trees and green corridors

How you can help

- Catch up with the local newspaper
- Register with Your Voice, Our Coast
- Speak up on issues that are important to you
- Participate in a community engagement event
- Check out a Council meeting, live streamed, in person, or podcast
- Keep up to date about what's going on in the area by checking out the council website and social media pages
- Vote in elections
- Participate in surveys about the local area
- Get involved with local activities and projects
- Get to know your local State and Federal politicians
- Provide feedback to Council on plans and strategies during public exhibition
- Talk to your local Councillors

RESPONSIBLE



Good governance and great partnerships



Delivering essential infrastructure



Balanced and sustainable development

G1 Build strong relationships and ensure our partners and community share the responsibilities and benefits of putting plans into practice

H1 Solve road and drainage problem areas and partner with the State Government to improve road conditions across the region

I1 Preserve local character and protect our drinking water catchments, heritage and rural areas by concentrating development along transport corridors and town centres east of the M1

G2 Communicate openly and honestly with the community to build a relationship based on transparency, understanding, trust and respect

H2 Improve pedestrian movement safety, speed and vehicle congestion around schools, town centres, neighbourhoods, and community facilities

I2 Ensure all new developments are well planned with good access to public transport, green space and community facilities and support active transport

G3 Engage with the community in meaningful dialogue and demonstrate how community participation is being used to inform decisions

H3 Create parking options and solutions that address the needs of residents, visitors and businesses

I3 Ensure land use planning and development is sustainable and environmentally sound and considers the importance of local habitat, green corridors, energy efficiency and stormwater management

G4 Serve the community by providing great customer experience, value for money and quality services

H4 Plan for adequate and sustainable infrastructure to meet future demand for transport, energy, telecommunications and a secure supply of drinking water

I4 Provide a range of housing options to meet the diverse and changing needs of the community and there is adequate affordable housing



Good governance and great partnerships

- G1** Build strong relationships and ensure our partners and community share the responsibilities and benefits of putting plans into practice
- G2** Communicate openly and honestly with the community to build a relationship based on transparency, understanding, trust and respect
- G3** Engage with the community in meaningful dialogue and demonstrate how community participation is being used to inform decisions
- G4** Serve the community by providing great customer experience, value for money and quality services

Operational Plan 2019-20

Good governance and great partnerships			
Delivery Program	Reference	Operational Plan Action / Target / Project	Responsible Unit
Meet legislative and business requirements	G1.01.2019-20	Complete Council's Integrated Planning and Reporting requirements including; quarterly reporting against the Operational Plan 2019-20, development of the Operational Plan 2020-21 and the Annual Report 2018-19	Corporate Strategy and Performance
Support Councillors in effective decision making and promote transparency and accountability	G2.01.2019-20	No instances of substantive changes to recorded Council Meeting Minutes	Governance and Business Services
	G2.02.2019-20	Live broadcasting of Council meetings via Council's YouTube channel	Governance and Business Services
	G2.03.2019-20	All agenda documents are circulated to Councillors at least three days prior to each Council Meeting	Governance and Business Services
Ensure compliance with the statutory requirement and promote transparency and accountability	G2.04.2019-20	Ensure the distribution, completion and reporting of Section 449 Returns for Councillors and designated persons by 30 September	Governance and Business Services
Democratic government that is open, accountable, fair and effective	G2.05.2019-20	Develop and implement a proactive release program, that focuses on releasing as much government information as possible (e.g. Government Information (Public Access) Act), with outcomes reported to the Information and Privacy Commission NSW and Council	Governance and Business Services
Define what matters for customers and deliver an improved customer experience	G3.01.2019-20	Implementation Customer Experience Strategy (undertake Customer Journey Mapping for priority service areas)	Community Engagement

Good governance and great partnerships

Delivery Program	Reference	Operational Plan Action / Target / Project	Responsible Unit
Provide beautiful well-tended places of rest available for the community and families	G4.01.2019-20	Provide a range of burial, ash placement and memorial sites while maintaining the amenity of the gardens and facilities in the Noraville Cemetery	Business Enterprise
	G4.02.2019-20	Provide a range of burial, ash placement and memorial sites while maintaining the amenity of the gardens and facilities in the Jilliby Cemetery	Business Enterprise
	G4.03.2019-20	Provide a range of burial, ash placement and memorial sites while maintaining the amenity of the gardens and facilities in the Point Clare Cemetery	Business Enterprise
	G4.04.2019-20	Provide a range of burial, ash placement and memorial sites while maintaining the amenity of the gardens and facilities in the Wamberal Cemetery	Business Enterprise
	G4.05.2019-20	Maintain the gardens and facilities in Council's heritage cemeteries (Yarramalong, St Barnabas, Ronkana, Pioneer Park, Brady's Gully, St Thomas Anglican, Mt White, St Peter's Greengrove, and Veterans' Hall)	Business Enterprise
Understand service levels, performance outcomes, quality and cost standards	G4.06.2019-20	Conduct benchmarking of councils performance across a range of services	Corporate Strategy and Performance
Efficient Development Assessment process	G4.07.2019-20	Median processing time for all residential Development Applications <25 calendar days (based on current resources and workload)	Environment and Certification
Efficient determination of housing Development Applications to meet the Premiers priority targets for amalgamated Councils	G4.08.2019-20	Determine 90% of Development Applications for houses within 40 days as per the Premier's priority targets for amalgamated Councils	Environment and Certification
An Environmental Management System for Central Coast Council that is consistent with AS/NZ ISO 14001:2016	G4.09.2019-20	Develop and implement an environmental management system	Governance and Business Services
Align the method for policy development and adoption, and establish a plan of phased policy review and alignment by business owners	G4.10.2019.20	Review and harmonise key policies	Governance and Business Services

Good governance and great partnerships

Delivery Program	Reference	Operational Plan Action / Target / Project	Responsible Unit
An Enterprise Risk Management Framework for Central Coast Council that is consistent with ISO 31000 - 2009 Risk management – principles and guidelines	G4.11.2019-20	Develop and implement Enterprise Risk Management framework	Governance and Business Services
Ensure adequate governance structures and establish a process for continuous improvement	G4.12.2019-20	Achieve an improved position against the Governance Health Check	Governance and Business Services
Ensure effective and efficient management of Council's insurance and workers compensation portfolio	G4.13.2019-20	90% of Council's insurance and workers compensation claims are processed within agreed service levels	Governance and Business Services
Community confidence that Central Coast Council is managed in the community's best interests	G4.14.2019-20	Undertake the agreed professional development program with the Mayor and Councillors as required by the Local Government Act	Governance and Business Services
Better formalise and refine Council's practices in regards to crisis management	G4.15.2019-20	Finalise templates for Business Continuity sub plans across the business, training of key staff and scenario testing against Business Continuity sub plans and overall plan	Governance and Business Services
Support Councillors in effective decision making and promote transparency and accountability	G4.16.2019-20	Implement outcomes from the Councillor Survey	Governance and Business Services
Road Safety Programs increase road safety awareness and planned behaviour change	G4.17.2019-20	Deliver a minimum of eight Road Safety Education Programs relating to road safety awareness, resulting in an increase in knowledge of participants	Learning and Education
To develop a coordinated approach towards implementation and ongoing management of security measures across Council's facilities / assets	G4.18.2019-20	Develop a coordinated approach to security and surveillance, including CCTV and GPS	Leasing and Asset Management
To maintain good governance practice for Council's leasing and licensing portfolio	G4.19.2019-20	Renewal process for 100% of leases and licences to commence within a week of the original request	Leasing and Asset Management
	G4.20.2019-20	Undertake a customer satisfaction survey to allow baseline data for future improvement action plans	Leasing and Asset Management

Good governance and great partnerships

Delivery Program	Reference	Operational Plan Action / Target / Project	Responsible Unit
Efficient delivery of community facilities that meets the community needs	G4.21.2019-20	Complete Leisure and Lifestyle Customer Satisfaction Surveys in 2020 for all cultural and leisure facilities, to enable feedback for improvement	Leisure and Lifestyle
Capital expenditure projects are completed as planned	G4.22.2019-20	90% of the Road, Transport and Drainage capital expenditure projects are completed within scope and budget annually	Roads Business Development and Technical Services
Provide a reliable, safe, cost effective and environmentally responsible domestic waste collection to the Central Coast region	G4.23.2019-20	100% compliance with the contract conditions for domestic waste collection to ensure the community annually receives a reliable, safe, cost effective and environmentally responsible domestic waste collection	Waste Services and Business Development
Ensure the community has access to best practice solid waste facilities that can accept and manage the communities waste and that these are optimised for long term efficiency and capacity	G4.24.2019-20	Operation of Waste Facilities in accordance with Environmental Protection Authority license, legislation and waste levy S88 reporting requirements	Waste Services and Business Development
Provide clean, safe drinking water that meets the regulated / targeted water quality parameters	G4.25.2019-20	Annual water main breaks per 100km of main <23.7	Water Technical Services and System Control
	G4.26.2019-20	Average frequency of unplanned interruptions per 1000 properties <151.8	Water Technical Services and System Control

Capital Works Program 2019-20

Good governance and great partnerships

Ref No.	Project	Suburb	Ward / Region	Funding Source	Responsible Unit	Budget
Revenue Funded Projects						
G4.001	Office fitout building C at Charmhaven Depot	Charmhaven	Region Wide	General Revenue	Facilities and Asset Management	\$65,000
G4.002	Replace rusted roofing Building U at Charmhaven Depot	Charmhaven	Region Wide	General Revenue	Facilities and Asset Management	\$150,000
G4.003	Upgrade switch room to compliant fire rating at Charmhaven Depot	Charmhaven	Region Wide	General Revenue	Facilities and Asset Management	\$35,000

Good governance and great partnerships

Ref No.	Project	Suburb	Ward / Region	Funding Source	Responsible Unit	Budget
G4.004	Concrete bays and cover for storage of road aggregates used in jet patches	Charmhaven	Budgewoi	General Revenue	Procurement and Projects	\$60,000
G4.005	Inventory racking at Charmhaven store	Charmhaven	Region Wide	General Revenue	Procurement and Projects	\$15,000
G4.006	Catholic lawn section expansion including new beam, lawn improvement and drainage at Noraville Cemetery	Noraville	Budgewoi	General Revenue	Business Enterprise	\$42,000
G4.007	Design and build amenities, office space and storage at Noraville Cemeteries	Noraville	Budgewoi	General Revenue	Business Enterprise	\$55,000
G4.008	Rectify drainage issue at Avoca Rural Fire Service Station	Avoca	Gosford East	General Revenue	Facilities and Asset Management	\$23,000
G4.009	Water damage repairs at Avoca Rural Fire Service Station	Avoca	Gosford East	General Revenue	Natural and Environmental Assets	\$25,300
G4.010	Installation of gates and appropriate fencing at SES Erina	Erina	Region Wide	General Revenue	Facilities and Asset Management	\$13,200
G4.011	Renew entry pavement at Erina Depot	Erina	Region Wide	General Revenue	Facilities and Asset Management	\$150,000
G4.012	Renew staff bathroom amenities at Erina Depot	Erina	Region Wide	General Revenue	Facilities and Asset Management	\$380,000
G4.013	Replacement of perimeter fencing at Erina Depot	Erina	Region Wide	General Revenue	Facilities and Asset Management	\$165,500
G4.014	Replacement of storage facilities at Erina Depot	Erina	Region Wide	General Revenue	Natural and Environmental Assets	\$50,000
G4.015	Security fencing installation at SES Erina	Erina	Gosford East	General Revenue	Natural and Environmental Assets	\$14,850
G4.016	Inventory racking at Erina store	Erina	Region Wide	General Revenue	Procurement and Projects	\$15,000
G4.017	Replace carpet to three floors at Gosford administration building	Gosford	Region Wide	General Revenue	Facilities and Asset Management	\$110,000
G4.018	Upgrade building bathroom facilities at Gosford administration building	Gosford	Region Wide	General Revenue	Facilities and Asset Management	\$120,000

Good governance and great partnerships

Ref No.	Project	Suburb	Ward / Region	Funding Source	Responsible Unit	Budget
G4.019	Upgrade entry driveway pavement at Mangrove Mountain Depot	Mangrove Mountain	Region Wide	General Revenue	Facilities and Asset Management	\$70,000
G4.020	Upgrade BBQ area at Woy Woy Depot	Woy Woy	Region Wide	General Revenue	Facilities and Asset Management	\$15,000
G4.021	Upgrade entry pavement and drainage at Woy Woy Depot	Woy Woy	Region Wide	General Revenue	Facilities and Asset Management	\$110,000
G4.022	Inventory racking at Woy Woy store	Woy Woy	Region Wide	General Revenue	Procurement and Projects	\$15,000
G4.023	Reconfigure block walls in bulk materials storage area to increase capacity and prevent cross contamination of materials at Woy Woy Depot	Woy Woy	Region Wide	General Revenue	Procurement and Projects	\$10,000
G4.024	Kincumber Waste Transfer Facility leachate pump station upgrade	Woy Woy	Region Wide	General Revenue	Waste Services and Business Development	\$143,000
G4.025	Woy Woy Waste Management Facility stormwater management works	Woy Woy	Region Wide	General Revenue	Waste Services and Business Development	\$1,860,000
G4.026	Woy Woy weighbridge roof covering	Woy Woy	Region Wide	General Revenue	Waste Services and Business Development	\$118,000
G4.027	Customer data integration	Region Wide	Region Wide	General Revenue	Chief Technology Officer	\$243,734
G4.028	Data Centre Transformation Phase 2	Region Wide	Region Wide	General Revenue	Chief Technology Officer	\$853,600
G4.029	EA Practice - IoT initiative	Region Wide	Region Wide	General Revenue	Chief Technology Officer	\$550,000
G4.030	eForms and electronic signatures	Region Wide	Region Wide	General Revenue	Chief Technology Officer	\$416,400
G4.031	Enhance customer experience platform	Region Wide	Region Wide	General Revenue	Core Systems Consolidation	\$978,245
G4.032	Enhance human capital management system	Region Wide	Region Wide	General Revenue	Core Systems Consolidation	\$2,581,705
G4.033	Enhance procurement management system	Region Wide	Region Wide	General Revenue	Core Systems Consolidation	\$859,029

Good governance and great partnerships

Ref No.	Project	Suburb	Ward / Region	Funding Source	Responsible Unit	Budget
G4.034	Enhance system integration improvements	Region Wide	Region Wide	General Revenue	Core Systems Consolidation	\$1,140,387
G4.035	Enterprise test tool and automation implementation	Region Wide	Region Wide	General Revenue	Chief Technology Officer	\$434,170
G4.036	Implement a business intelligence reporting tool	Region Wide	Region Wide	General Revenue	Core Systems Consolidation	\$2,122,937
G4.037	Implement a consolidated asset management system	Region Wide	Region Wide	General Revenue	Core Systems Consolidation	\$2,776,538
G4.038	Implement a consolidated electronic document management system	Region Wide	Region Wide	General Revenue	Core Systems Consolidation	\$1,284,040
G4.039	Implement a consolidated finance management system	Region Wide	Region Wide	General Revenue	Core Systems Consolidation	\$618,476
G4.040	Implement a consolidated geographic information system	Region Wide	Region Wide	General Revenue	Core Systems Consolidation	\$965,424
G4.041	Implement a consolidated payroll and time and attendance system	Region Wide	Region Wide	General Revenue	Core Systems Consolidation	\$1,900,707
G4.042	Implement a consolidated property and rating system	Region Wide	Region Wide	General Revenue	Core Systems Consolidation	\$4,588,094
G4.043	Implement system integration improvements	Region Wide	Region Wide	General Revenue	Core Systems Consolidation	\$1,367,226
G4.044	Implementation of a Standard Operating Environment	Region Wide	Region Wide	General Revenue	Chief Technology Officer	\$1,436,653
G4.045	Upgrade GPS field capture software and device	Region wide	Region Wide	General Revenue	Digital Information Services	\$30,000
G4.046	Website enhancements and integrating business applications	Region Wide	Region Wide	Special Rate Variation	Community Engagement	\$150,000
G4.047	Regional impound facility project	Region wide	Region Wide	General Revenue	Environment and Certification	\$120,000
G4.048	Implement accommodation strategy for Council facilities	Region wide	Region Wide	General Revenue	Facilities and Asset Management	\$2,306,000

Good governance and great partnerships

Ref No.	Project	Suburb	Ward / Region	Funding Source	Responsible Unit	Budget
G4.049	Upgrade to training facilities	Region wide	Region Wide	General Revenue	Facilities and Asset Management	\$200,000
G4.050	Establishment of emergency control rooms at Wyong and Gosford administration buildings	Region Wide	Region Wide	General Revenue	Natural and Environmental Assets	\$40,000
G4.051	Annual Replacement Program for light vehicles	Region Wide	Region Wide	General Revenue	Plant and Fleet	\$7,449,814
G4.052	Annual Replacement Program for marine equipment	Region Wide	Region Wide	General Revenue	Plant and Fleet	\$45,264
G4.053	Annual Replacement Program for ancillary equipment	Region Wide	Region Wide	General Revenue	Plant and Fleet	\$1,032,084
G4.054	Annual Replacement Program for earthmoving equipment	Region Wide	Region Wide	General Revenue	Plant and Fleet	\$1,968,050
G4.055	Annual Replacement Program for emergency equipment	Region Wide	Region Wide	General Revenue	Plant and Fleet	\$15,000
G4.056	Annual Replacement Program for ground care and equipment	Region Wide	Region Wide	General Revenue	Plant and Fleet	\$734,838
G4.057	Annual Replacement Program for trucks	Region Wide	Region Wide	General Revenue	Plant and Fleet	\$1,400,340
G4.058	Annual Replacement Program for workshop equipment	Region Wide	Region Wide	General Revenue	Plant and Fleet	\$51,183
G4.059	Garden organics processing and transfer facility at Woy Woy Waste Management Facility	Region Wide	Region Wide	General Revenue	Waste Services and Business Development	\$850,000
G4.060	Renew pavement surface stages 1 and 2 at Long Jetty Depot	Bateau Bay	Region Wide	General Revenue	Facilities and Asset Management	\$2,100,000
G4.061	Cover for pipe and water fitting storage at Long Jetty Depot	Long Jetty	Region Wide	General Revenue	Procurement and Projects	\$50,000
G4.062	Reconfigure block walls in bulk materials storage area at Long Jetty Depot	Long Jetty	Region Wide	General Revenue	Procurement and Projects	\$10,000

Good governance and great partnerships

Ref No.	Project	Suburb	Ward / Region	Funding Source	Responsible Unit	Budget
G4.063	Jilliby Dam - emergency water supply	Jilliby	Wyong	General Revenue	Natural and Environmental Assets	\$60,000
G4.064	Buttonderry Waste Management Facility cell expansion construction	Jilliby	Region Wide	General Revenue	Waste Services and Business Development	\$985,600
G4.067	Replace packaged Air conditioner unit at Wyong administration building level D0	Wyong	Region Wide	General Revenue	Facilities and Asset Management	\$70,000
G4.068	Upgrade public building entry at Wyong administration building	Wyong	Region Wide	General Revenue	Facilities and Asset Management	\$40,000
G4.073	Upgrade access driveway at Charmhaven Depot	Charmhaven	Region Wide	General Revenue	Facilities and Asset Management	\$443,000
G4.074	Install access gates and intercom system at Woy Woy Depot	Woy Woy	Region Wide	General Revenue	Facilities and Asset Management	\$128,699
G4.075	Install access gates, intercom and security system at Mangrove Mountain Depot	Mangrove Mountain	Region Wide	General Revenue	Facilities and Asset Management	\$133,957
G4.076	Upgrade roof at Charmhaven Depot	Charmhaven	Region Wide	General Revenue	Facilities and Asset Management	\$348,179
G4.077	Upgrade electrical boards at Gosford administration building	Gosford	Region Wide	General Revenue	Facilities and Asset Management	\$165,597
G4.078	Upgrade of key system at Gosford administration building	Gosford	Region Wide	General Revenue	Facilities and Asset Management	\$28,189
G4.079	Upgrade of the entrance and signage at Jilliby Cemetery	Jilliby	Wyong	General Revenue	Business Enterprise	\$30,000
G4.080	Upgrade of Jilliby Road and parking area at Jilliby Cemetery	Jilliby	Wyong	General Revenue	Business Enterprise	\$40,000
G4.081	Upgrade pathway to Memorial Garden at Noraville Cemetery	Noraville	Budgewoi	General Revenue	Business Enterprise	\$22,400
G4.082	Construct memorial wall / cemetery sign at Yarramalong Cemetery	Yarramalong	Wyong	General Revenue	Business Enterprise	\$31,200

Good governance and great partnerships

Ref No.	Project	Suburb	Ward / Region	Funding Source	Responsible Unit	Budget
G4.083	Upgrade of stormwater management works at Woy Woy Waste Management Facility	Woy Woy	Region Wide	General Revenue	Waste Services and Business Development	\$1,755,000
Gated Projects						
G4.069	Enhance procurement management system	Region Wide	Region Wide	Gated Project	Core Systems Consolidation	\$1,000,000
G4.070	Core systems enhancements and innovation	Region Wide	Region Wide	Gated Project	Chief Technology Officer	\$5,000,000
Pending Grant Funding Projects						
G4.071	Rural Fire Service station upgrade	Region Wide	Region Wide	Pending Grants	Natural and Environmental Assets	\$1,300,000
G4.072	Rural Fire Service vehicle/equipment replacement program	Region Wide	Region Wide	Pending Grants	Natural and Environmental Assets	\$1,300,000



Delivering essential infrastructure

H1 Solve road and drainage problem areas and partner with the State Government to improve road conditions across the region

H2 Improve pedestrian movement safety, speed and vehicle congestion around schools, town centres, neighbourhoods, and community facilities

H3 Create parking options and solutions that address the needs of residents, visitors and businesses

H4 Plan for adequate and sustainable infrastructure to meet future demand for transport, energy, telecommunications and a secure supply of drinking water

Operational Plan 2019-20

Delivering essential infrastructure

Delivery Program	Reference	Operational Plan Action / Target / Project	Responsible Unit
Expansion and upgrade of the drainage network across the Central Coast to reduce flooding, improve stormwater management, and maintain accessibility around the Central Coast	H1.01.2019-20	Four (4) kilometres of drainage infrastructure to be constructed each year subject to historic funding levels	Roads Assets, Planning and Design
Region wide improvement to road pavement condition to ensure long term sustainability of the road network and to support economic growth	H1.02.2019-20	Twenty (20) kilometres of road pavement to be renewed each year	Roads Assets, Planning and Design
	H1.03.2019-20	Ninety (90) kilometres of road resurfacing to be renewed each year	Roads Assets, Planning and Design
Partner with all levels of government, organisations and community groups to address road infrastructure and network issues	H1.04.2019-20	Manage the monthly Local Traffic Committee in conjunction with local Police, Local Members of Parliament, Roads and Martine services and local bus service providers	Roads Business Development and Technical Services
Optimise the usage of the Gosford City Car Park for visitors to Gosford City Centre	H3.01.2019-20	Manage the ongoing operation of the Gosford City Car Park	Business Enterprise
Optimise the usage of Wilson Road Car Park for visitors to the Terrigal Town Centre	H3.02.2019-20	Manage the ongoing operation of the Wilson Road, Terrigal Multi-storey car park	Business Enterprise
Create car park options and solutions for the Central Coast	H3.03.2019-20	Adopt and commence implementation of Central Coast Car Parking Strategy	Economic Development and Project Delivery

Capital Works Program 2019-20

Delivering essential infrastructure

Ref No.	Project	Suburb	Ward / Region	Funding Source	Responsible Unit	Budget
Revenue Funded Projects						
H1.001	Natuna Avenue - road reconstruction	Budgewoi	Region Wide	General Revenue	Roads Asset Planning and Design	\$206,000
H1.002	Evans Road and Oleander Road - intersection upgrade	Canton Beach	Region Wide	Special Rate Variation	Roads Asset Planning and Design	\$379,000
H1.004	Chelmsford Road - road reconstruction Block 2	Charmhaven	Region Wide	General Revenue	Roads Asset Planning and Design	\$381,000
H1.005	Coonanga Avenue - drainage upgrade	Halekulani	Region Wide	General Revenue	Roads Asset Planning and Design	\$163,800
H1.006	Coonanga Avenue - road upgrade	Halekulani	Region Wide	Special Rate Variation	Roads Asset Planning and Design	\$350,000
H1.007	Kala Avenue and Walu Avenue - drainage upgrade Stage 1 and 2	Halekulani	Region Wide	General Revenue	Roads Asset Planning and Design	\$470,400
H1.008	Kala Avenue and Walu Avenue - road upgrade Stage 1 and 2	Halekulani	Region Wide	Special Rate Variation	Roads Asset Planning and Design	\$1,411,200
H1.009	Reynolds Road - kerb and gutter construction	Noraville	Region Wide	General Revenue	Roads Asset Planning and Design	\$150,000
H1.010	Liamena Avenue - timber footbridge replacement	San Remo	Region Wide	General Revenue	Roads Asset Planning and Design	\$90,000
H1.011	Jensen Road - road reconstruction Block 2	Toukley	Region Wide	General Revenue	Roads Asset Planning and Design	\$230,000
H1.012	Arizona Road - road reconstruction Block 1	Woongarrah	Region Wide	General Revenue	Roads Asset Planning and Design	\$223,000
H1.013	Arizona Road - road reconstruction Block 2	Woongarrah	Region Wide	Developer Contributions	Roads Asset Planning and Design	\$460,000
H1.014	Avoca Drive - drainage upgrade Stage 4	Avoca Beach	Region Wide	General Revenue	Roads Asset Planning and Design	\$1,100,000
H1.017	Del Monte Place - road reconstruction Block 2	Copacabana	Region Wide	General Revenue	Roads Asset Planning and Design	\$194,000
H1.018	Del Monte Place - road reconstruction Block 3	Copacabana	Region Wide	General Revenue	Roads Asset Planning and Design	\$72,000

Delivering essential infrastructure

Ref No.	Project	Suburb	Ward / Region	Funding Source	Responsible Unit	Budget
H1.019	Oceano Street - drainage upgrade Stage 3	Copacabana	Region Wide	General Revenue	Roads Asset Planning and Design	\$450,000
H1.020	Oceano Street - road upgrade Stage 3	Copacabana	Region Wide	General Revenue	Roads Asset Planning and Design	\$645,000
H1.021	Vista Avenue - road reconstruction	Copacabana	Region Wide	General Revenue	Roads Asset Planning and Design	\$107,000
H1.022	Mimosa Avenue - drainage upgrade design	Davistown	Region Wide	General Revenue	Roads Asset Planning and Design	\$80,000
H1.023	Shelly Beach Road - road reconstruction	Empire Bay	Region Wide	General Revenue	Roads Asset Planning and Design	\$121,000
H1.025	Karalta Road - road reconstruction Block 2	Erina	Region Wide	General Revenue	Roads Asset Planning and Design	\$251,000
H1.026	Hawke Head Drive - sealing gravel road	Hardys Bay	Region Wide	General Revenue	Roads Asset Planning and Design	\$250,000
H1.029	Coachwood Road - road reconstruction	Matcham	Region Wide	General Revenue	Roads Asset Planning and Design	\$189,000
H1.030	North Avoca Parade - resurface carpark	North Avoca	Region Wide	General Revenue	Roads Asset Planning and Design	\$10,000
H1.031	Davistown Road - drainage upgrade Stage 12	Saratoga	Region Wide	General Revenue	Roads Asset Planning and Design	\$116,700
H1.032	Davistown Road - road upgrade Stage 12	Saratoga	Region Wide	General Revenue	Roads Asset Planning and Design	\$972,800
H1.034	Mimosa - road reconstruction Block 2	Saratoga	Region Wide	General Revenue	Roads Asset Planning and Design	\$119,000
H1.036	Springfield Road - road reconstruction Block 2	Springfield	Region Wide	General Revenue	Roads Asset Planning and Design	\$107,000
H1.037	Willow Road - road reconstruction	Springfield	Region Wide	General Revenue	Roads Asset Planning and Design	\$112,000
H1.038	Willow Road - Road upgrade design	Springfield	Region Wide	General Revenue	Roads Asset Planning and Design	\$80,000
H1.039	Beaufort Road - road reconstruction Block 1	Terrigal	Region Wide	General Revenue	Roads Asset Planning and Design	\$21,000

Delivering essential infrastructure

Ref No.	Project	Suburb	Ward / Region	Funding Source	Responsible Unit	Budget
H1.040	Beaufort Road - road reconstruction Block 2	Terrigal	Region Wide	General Revenue	Roads Asset Planning and Design	\$81,000
H1.041	Grosvenor Road - road upgrade design	Terrigal	Region Wide	General Revenue	Roads Asset Planning and Design	\$40,000
H1.042	Hudson Lane – road and laneway upgrade	Terrigal	Region Wide	General Revenue	Roads Asset Planning and Design	\$200,000
H1.043	Kurrawyba Avenue - road upgrade design	Terrigal	Region Wide	General Revenue	Roads Asset Planning and Design	\$60,000
H1.044	Painters Lane - road upgrade design	Terrigal	Region Wide	General Revenue	Roads Asset Planning and Design	\$60,000
H1.045	Wycombe Road - road reconstruction	Terrigal	Region Wide	General Revenue	Roads Asset Planning and Design	\$30,000
H1.047	Althorp Street - drainage upgrade design	East Gosford	Region Wide	General Revenue	Roads Asset Planning and Design	\$80,000
H1.049	Eastern Road - road upgrade design	Ettalong Beach	Region Wide	General Revenue	Roads Asset Planning and Design	\$60,000
H1.050	Teloopa Street - road upgrade design	Ettalong Beach	Region Wide	General Revenue	Roads Asset Planning and Design	\$60,000
H1.051	Webb Road - road upgrade design	Ettalong Beach	Region Wide	General Revenue	Roads Asset Planning and Design	\$60,000
H1.052	Gosford City Car Park - public domain and road upgrade Stage 1	Gosford	Region Wide	General Revenue	Roads Asset Planning and Design	\$100,000
H1.053	Henry Parry Drive - embankment stabilisation design	Gosford	Region Wide	General Revenue	Roads Asset Planning and Design	\$60,000
H1.056	Waratah Road - resurface carpark	Mangrove Mountain	Region Wide	General Revenue	Roads Asset Planning and Design	\$15,000
H1.058	Raymond Road - embankment stabilisation design	Phegans Bay	Region Wide	General Revenue	Roads Asset Planning and Design	\$40,000
H1.059	Nioka Avenue - drainage upgrade design	Point Clare	Region Wide	General Revenue	Roads Asset Planning and Design	\$60,000
H1.060	Pile Road - road upgrade	Somersby	Region Wide	General Revenue	Roads Asset Planning and Design	\$440,000

Delivering essential infrastructure

Ref No.	Project	Suburb	Ward / Region	Funding Source	Responsible Unit	Budget
H1.061	Wisemans Ferry Road - road upgrade Stage 4	Somersby	Region Wide	General Revenue	Roads Asset Planning and Design	\$1,233,000
H1.062	Wisemans Ferry Road - embankment stabilisation	Spencer	Region Wide	General Revenue	Roads Asset Planning and Design	\$350,000
H1.063	Everglades Catchment - drainage renewal stage 3	Umina Beach	Region Wide	General Revenue	Roads Asset Planning and Design	\$611,200
H1.064	Lone Pine Avenue - road reconstruction	Umina Beach	Region Wide	General Revenue	Roads Asset Planning and Design	\$66,500
H1.065	Lone Pine Avenue - rear carpark upgrade	Umina Beach	Region Wide	General Revenue	Roads Asset Planning and Design	\$25,000
H1.066	Ryans Road - road reconstruction	Umina Beach	Region Wide	General Revenue	Roads Asset Planning and Design	\$173,000
H1.069	Burge Road - resurface carpark	Woy Woy	Region Wide	General Revenue	Roads Asset Planning and Design	\$25,000
H1.070	Macathur Parade - drainage upgrade design	Woy Woy	Region Wide	General Revenue	Roads Asset Planning and Design	\$75,000
H1.071	Mutu Street - road reconstruction	Woy Woy	Region Wide	General Revenue	Roads Asset Planning and Design	\$200,000
H1.072	Mutu Street - road upgrade	Woy Woy	Region Wide	General Revenue	Roads Asset Planning and Design	\$165,000
H1.073	North Burge - road reconstruction	Woy Woy	Region Wide	General Revenue	Roads Asset Planning and Design	\$322,000
H1.074	Ross Street - drainage upgrade Stage 2	Woy Woy	Region Wide	General Revenue	Roads Asset Planning and Design	\$160,800
H1.075	Ross Street - road upgrade Stage 2	Woy Woy	Region Wide	General Revenue	Roads Asset Planning and Design	\$627,800
H1.076	Heavy Patch Program – local roads	Region Wide	Region Wide	General Revenue	Roads Asset Planning and Design	\$2,000,000
H1.077	Heavy Patch Program - regional roads	Region Wide	Region Wide	General Revenue	Roads Asset Planning and Design	\$1,000,000
H1.078	Minor Drainage Improvement Program	Region Wide	Region Wide	General Revenue	Roads Asset Planning and Design	\$363,000

Delivering essential infrastructure

Ref No.	Project	Suburb	Ward / Region	Funding Source	Responsible Unit	Budget
H1.080	Road Resealing Program - north	Region Wide	Region Wide	General Revenue	Roads Asset Planning and Design	\$3,096,000
H1.081	Asphalt Resurfacing Program - north	Region Wide	Region Wide	General Revenue	Roads Asset Planning and Design	\$3,083,000
H1.082	Asphalt Resurfacing Program - south	Region Wide	Region Wide	General Revenue	Roads Asset Planning and Design	\$2,025,000
H1.083	Crack Sealing Program	Region Wide	Region Wide	General Revenue	Roads Asset Planning and Design	\$76,900
H1.084	Road Resealing Program - south	Region Wide	Region Wide	General Revenue	Roads Asset Planning and Design	\$4,075,000
H1.085	Timber Bridge Assessment Program	Region Wide	Region Wide	General Revenue	Roads Asset Planning and Design	\$200,000
H1.088	Rotherham Street - road reconstruction	Bateau Bay	Region Wide	Special Rate Variation	Roads Asset Planning and Design	\$561,000
H1.089	Yakalla Street - road reconstruction Block 1	Bateau Bay	Region Wide	General Revenue	Roads Asset Planning and Design	\$414,000
H1.090	Yakalla Street - road reconstruction Block 2	Bateau Bay	Region Wide	General Revenue	Roads Asset Planning and Design	\$169,000
H1.091	Kurraba Parade - road reconstruction Block 2	Berkeley Vale	Region Wide	General Revenue	Roads Asset Planning and Design	\$198,000
H1.092	Lakedge Avenue - drainage upgrade Stage 1	Berkeley Vale	Region Wide	Special Rate Variation	Roads Asset Planning and Design	\$627,000
H1.093	Lakedge Avenue - road upgrade Stage 1	Berkeley Vale	Region Wide	Special Rate Variation	Roads Asset Planning and Design	\$1,030,700
H1.096	Pendant Parade - road reconstruction	Killarney Vale	Region Wide	General Revenue	Roads Asset Planning and Design	\$301,000
H1.097	Eloora Road - drainage upgrade Stage 3	Long Jetty	Region Wide	Special Rate Variation	Roads Asset Planning and Design	\$446,400
H1.098	Eloora Road - road upgrade Stage 3	Long Jetty	Region Wide	Special Rate Variation	Roads Asset Planning and Design	\$991,100

Delivering essential infrastructure

Ref No.	Project	Suburb	Ward / Region	Funding Source	Responsible Unit	Budget
H1.099	Nirvana Street and Anzac Road - intersection upgrade design	Long Jetty	Region Wide	Developer Contributions	Roads Asset Planning and Design	\$52,500
H1.100	Pacific Street - road reconstruction	Long Jetty	Region Wide	General Revenue	Roads Asset Planning and Design	\$183,000
H1.103	Ocean Parade - drainage outlet upgrade	The Entrance	Region Wide	Special Rate Variation	Roads Asset Planning and Design	\$100,000
H1.104	Fowlers Bridge - timber bridge replacement	Tuggerah	Region Wide	General Revenue	Roads Asset Planning and Design	\$198,000
H1.105	Lake Road and Bryant Drive - intersection upgrade	Tuggerah	Region Wide	General Revenue	Roads Asset Planning and Design	\$1,910,000
H1.106	Lumeah Avenue - embankment stabilisation design	Wamberal	Region Wide	General Revenue	Roads Asset Planning and Design	\$40,000
H1.107	Willoughby Road - drainage upgrade design	Wamberal	Region Wide	General Revenue	Roads Asset Planning and Design	\$60,000
H1.108	Maloneys Bridge - timber bridge replacement	Cedar Brush Creek	Region Wide	General Revenue	Roads Asset Planning and Design	\$425,000
H1.109	Yorkeys Bridge - timber bridge replacement	Cedar Brush Creek	Region Wide	General Revenue	Roads Asset Planning and Design	\$295,000
H1.112	Mary Street - road reconstruction	Gorokan	Region Wide	Special Rate Variation	Roads Asset Planning and Design	\$505,000
H1.113	Nichols Avenue - drainage upgrade design	Gorokan	Region Wide	General Revenue	Roads Asset Planning and Design	\$30,000
H1.114	Dooralong Road - road upgrade design	Lemon Tree	Region Wide	General Revenue	Roads Asset Planning and Design	\$50,000
H1.115	The Ridgeway - road upgrade Stage 4	Lisarow	Region Wide	General Revenue	Roads Asset Planning and Design	\$310,000
H1.116	Carrington Street - road upgrade design	Narara	Region Wide	General Revenue	Roads Asset Planning and Design	\$60,000
H1.117	Carrington Street - timber bridge replacement	Narara	Region Wide	Special Rate Variation	Roads Asset Planning and Design	\$520,000

Delivering essential infrastructure

Ref No.	Project	Suburb	Ward / Region	Funding Source	Responsible Unit	Budget
H1.118	Gilda Drive - road reconstruction	Narara	Region Wide	General Revenue	Roads Asset Planning and Design	\$149,000
H1.119	Hanlan Street - footbridge renewal design	Narara	Region Wide	General Revenue	Roads Asset Planning and Design	\$50,900
H1.121	Blanche Street - road reconstruction	North Gosford	Region Wide	General Revenue	Roads Asset Planning and Design	\$37,000
H1.122	Bradys Gully Road - road reconstruction	North Gosford	Region Wide	General Revenue	Roads Asset Planning and Design	\$356,000
H1.123	Hills Street - road reconstruction	North Gosford	Region Wide	General Revenue	Roads Asset Planning and Design	\$39,500
H1.124	Bridge Street - timber bridge replacement design	Ourimbah	Region Wide	General Revenue	Roads Asset Planning and Design	\$50,000
H1.125	Chain Valley Bay Road - road reconstruction	Ourimbah	Region Wide	General Revenue	Roads Asset Planning and Design	\$387,500
H1.126	Jensen Road - road reconstruction Block 1	Tacoma	Region Wide	General Revenue	Roads Asset Planning and Design	\$275,000
H1.127	Tuggerawong Road - road upgrade design	Tuggerawong	Region Wide	General Revenue	Roads Asset Planning and Design	\$40,000
H1.128	Akora Road - timber bridge replacement	Wyoming	Region Wide	General Revenue	Roads Asset Planning and Design	\$195,000
H1.130	Maidens Brush Road - road reconstruction Block 2	Wyoming	Region Wide	General Revenue	Roads Asset Planning and Design	\$50,000
H1.131	Maidens Brush Road - road reconstruction Block 3	Wyoming	Region Wide	General Revenue	Roads Asset Planning and Design	\$332,000
H1.132	Warrawilla Road - road reconstruction	Wyoming	Region Wide	General Revenue	Roads Asset Planning and Design	\$189,000
H1.135	Kilpa Road - drainage upgrade	Wyongah	Region Wide	Special Rate Variation	Roads Asset Planning and Design	\$172,500
H1.136	Kilpa Road - road upgrade	Wyongah	Region Wide	Special Rate Variation	Roads Asset Planning and Design	\$65,000
H1.137	Murrawal Road - drainage upgrade Stage 2	Wyongah	Region Wide	General Revenue	Roads Asset Planning and Design	\$320,000

Delivering essential infrastructure

Ref No.	Project	Suburb	Ward / Region	Funding Source	Responsible Unit	Budget
H1.138	Murrawal Road - road upgrade Stage 2	Wyongah	Region Wide	Special Rate Variation	Roads Asset Planning and Design	\$813,000
H1.140	Reconstruct Greenfield Road	Empire Bay	Region Wide	Restricted Assets	Roads Asset Planning and Design	\$1,780,000
H1.141	Upgrade timber bridge at Sohier Park	Ourimbah	Region Wide	General Revenue	Roads Asset Planning and Design	\$150,000
H1.142	Upgrade Louisiana Road	Hamlyn Terrace	Region Wide	General Revenue	Roads Asset Planning and Design	\$400,000
H2.001	Evans Road and Oleander Road - drainage upgrade	Canton Beach	Region Wide	General Revenue	Roads Asset Planning and Design	\$144,400
H2.002	Gwandalan Public School - road safety facilities Stage 2	Gwandalan	Region Wide	General Revenue	Roads Asset Planning and Design	\$436,100
H2.003	Anita Avenue - road safety facilities	Lake Munmorah	Region Wide	General Revenue	Roads Asset Planning and Design	\$165,400
H2.004	Hiawatha Road - pedestrian refuge and footpath	Woongarra	Region Wide	General Revenue	Roads Asset Planning and Design	\$195,000
H2.006	St Huberts Island - pedestrian safety improvements	St Huberts Island	Region Wide	General Revenue	Roads Asset Planning and Design	\$910,000
H2.008	Minor Transport Improvement Program	Region Wide	Region Wide	General Revenue	Roads Asset Planning and Design	\$900,000
H2.010	Bus Stop Improvement Program	Region Wide	Region Wide	General Revenue	Roads Asset Planning and Design	\$512,500
H3.001	Toukley Town Centre - carpark upgrades	Toukley	Budgewoi	General Revenue	Community Partnerships	\$500,000
H3.002	Install loop counters to advertise occupancy at Terrigal carpark	Terrigal	Gosford East	General Revenue	Business Enterprise	\$171,045
H3.003	Replace fluoro lighting in the Gosford City Car Park	Gosford	Gosford West	General Revenue	Business Enterprise	\$12,444
H3.004	Replace fluoro lighting within Gosford City Car Park	Gosford	Gosford West	General Revenue	Business Enterprise	\$63,180
H3.005	Upgrade Pay and Display Machines at Gosford City Car Park	Gosford	Gosford West	General Revenue	Business Enterprise	\$30,000

Delivering essential infrastructure

Ref No.	Project	Suburb	Ward / Region	Funding Source	Responsible Unit	Budget
H3.006	Concept design works to support the Carpark Strategy	Region Wide	Region Wide	General Revenue	Economic Development and Project Delivery	\$1,000,000
H3.007	Install upper level gates at Terrigal Carpark	Terrigal	Gosford East	General Revenue	Business Enterprise	\$18,250
H3.008	Upgrade caging around carpark attendants at Gosford City Car Park	Gosford	Gosford West	General Revenue	Business Enterprise	\$15,000
H3.009	Upgrade CCTV (Closed Circuit Television) at Gosford City Car Park	Gosford	Gosford West	General Revenue	Business Enterprise	\$250,446
H4.002	Sewage Treatment Plant - major augmentation works	Charmhaven	Region Wide	Restricted Assets	Water Planning and Development	\$92,775
H4.003	Colongra Sports Field - access and intersection construction	Colongra	Region Wide	General Revenue	Roads Asset Planning and Design	\$1,950,000
H4.005	Sewer Rising Main Upgrade - Bungary Road (TO08A)	Norah Head	Region Wide	General Revenue and Restricted Assets	Water Planning and Development	\$559,502
H4.006	Sewer Rising Main - isolation valve installation	Killcare	Region Wide	General Revenue	Water Asset and Facilities Management	\$200,000
H4.007	Sewage Treatment Plant - installation of aeration mixers	Kincumber	Region Wide	General Revenue	Water Planning and Development	\$35,800
H4.009	Sewage Treatment Plant - sludge mechanical dewatering renewal	Kincumber	Region Wide	General Revenue	Water Planning and Development	\$205,826
H4.010	Sewer Pump Station - emergency overflow prevention	Kincumber	Region Wide	Restricted Assets	Water Planning and Development	\$328,000
H4.013	Noorumba Road - road upgrade design	Springfield	Region Wide	Developer Contributions	Roads Asset Planning and Design	\$60,000
H4.014	Sewer Siphon System - refurbishment	Springfield	Region Wide	Developer Contributions	Water Planning and Development	\$402,950
H4.017	Water Treatment Plant - poly dosing renewal	Somersby	Region Wide	General Revenue	Water Planning and Development	\$92,500
H4.024	Upgrade of routing infrastructure at Scaddens Ridge, Mardi Dam, Woy Woy Landfill and various sites	Region wide	Region Wide	General Revenue	Technology and Customer Service	\$220,000

Delivering essential infrastructure

Ref No.	Project	Suburb	Ward / Region	Funding Source	Responsible Unit	Budget
H4.025	Upgrade of switching infrastructure	Region wide	Region Wide	General Revenue	Technology and Customer Service	\$380,000
H4.026	Upgrade of data centre environmental	Region wide	Region Wide	General Revenue	Technology and Customer Service	\$380,000
H4.027	Wireless access points replacements	Region wide	Region Wide	General Revenue	Technology and Customer Service	\$380,000
H4.038	Sewer Low Pressure and Vacuum Asset Renewal Program	Region wide	Region Wide	General Revenue	Water Planning and Development	\$280,002
H4.039	Sewer Main Asset Renewal Program	Region wide	Region Wide	General Revenue	Water Planning and Development	\$2,070,012
H4.043	Water Mains Asset Renewal Program	Region wide	Region Wide	General Revenue	Water Planning and Development	\$2,328,493
H4.044	Water Meter Asset Renewal Program	Region wide	Region Wide	General Revenue	Water Planning and Development	\$869,997
H4.047	Water Reservoirs Asset Renewal Program	Region wide	Region Wide	General Revenue	Water Planning and Development	\$120,000
H4.050	Dam crest replacement and remediate dam face - Mooney Mooney Dam	Region wide	Region Wide	General Revenue	Water Construction and Project Management	\$10,527
H4.051	Dam spillway and upgrades - Mangrove Creek Dam	Region wide	Region Wide	General Revenue	Water Planning and Development	\$479,000
H4.052	Dam survey network upgrade - Mooney Mooney Dam	Region wide	Region Wide	General Revenue	Water Planning and Development	\$67,500
H4.054	Rising main meter and pit replacement - Mooney Dam	Region wide	Region Wide	General Revenue	Water Asset and Facilities Management	\$125,000
H4.056	Sewer hydraulic model calibration Stage 2	Region wide	Region Wide	Developer Contributions	Water Planning and Development	\$50,000
H4.057	Sewer hydraulic model development	Region wide	Region Wide	General Revenue and Restricted Assets	Water Planning and Development	\$281,000
H4.058	Sewer Pump Station Upgrade - Clarke Road Noraville (TO06)	Region wide	Region Wide	Developer Contributions	Water Construction and Project Management	\$4,779,296

Delivering essential infrastructure

Ref No.	Project	Suburb	Ward / Region	Funding Source	Responsible Unit	Budget
H4.059	Sewer system bolt down cover installation - coastal system	Region wide	Region Wide	Restricted Assets	Water Planning and Development	\$600,000
H4.061	Water main and penstock renewal - Mangrove Creek	Region wide	Region Wide	General Revenue	Water Planning and Development	\$55,000
H4.062	Water Pump Station capacity upgrade - Mooney Mooney Dam	Region wide	Region Wide	Restricted Assets	Water Planning and Development	\$8,500
H4.064	Water Trunk Main preconstruction - Mardi to Warnervale	Region wide	Region Wide	General Revenue and Restricted Assets	Water Construction and Project Management	\$2,100,773
H4.065	Sewage Treatment Plant process improvements	Bateau Bay	Region Wide	Restricted Assets	Water Planning and Development	\$202,500
H4.067	Sewer Pump Station upgrade - Lakedge Avenue (WS36)	Berkeley Vale	Region Wide	Restricted Assets	Water Asset and Facilities Management	\$60,000
H4.068	Sewer Pump Station renewal - Crystal Street (FB1)	Forresters Beach	Region Wide	General Revenue and Restricted Assets	Water Asset and Facilities Management	\$300,000
H4.069	Water Pump Station refurbishment	Forresters Beach	Region Wide	General Revenue	Water Asset and Facilities Management	\$89,000
H4.070	Nirvana Street and Stella Street - intersection upgrade	Long Jetty	Region Wide	Special Rate Variation	Roads Asset Planning and Design	\$788,600
H4.073	Sewer Pump Station upgrade - Gavenlock Road (WS09)	Tuggerah	Region Wide	Developer Contributions	Water Planning and Development	\$45,400
H4.075	Sewer Pump Station and rising main upgrade	Hamlyn Terrace	Region Wide	General Revenue	Water Planning and Development	\$98,600
H4.077	Reservoir valve replacement	Kangy Angy	Region Wide	General Revenue	Water Construction and Project Management	\$127,413
H4.078	Water Pump Station mechanical renewal	Mardi	Region Wide	General Revenue	Water Asset and Facilities Management	\$40,000
H4.079	Water Treatment Plant major upgrade	Mardi	Region Wide	General Revenue	Water Construction and Project Management	\$2,517,000

Delivering essential infrastructure

Ref No.	Project	Suburb	Ward / Region	Funding Source	Responsible Unit	Budget
H4.081	Sewerage system low pressure installation	Tacoma South	Region Wide	General Revenue	Water Construction and Project Management	\$1,314,998
H4.082	Sewer Pump Station upgrade - Cadonia Road (TO19)	Tuggerawong	Region Wide	Developer Contributions	Water Construction and Project Management	\$706,037
H4.085	Sewage Treatment Plant digester renewal	Kincumber	Region Wide	General Revenue	Water Asset and Facilities Management	\$222,659
H4.086	Water Pump Station rising main surge vessel upgrade - Mangrove Creek Weir	Region Wide	Region Wide	General Revenue	Water Asset and Facilities Management	\$129,000
H4.087	Dam upgrades to access shaft and lower chamber system - Boomerang Creek Portal	Region Wide	Region Wide	General Revenue	Water Asset and Facilities Management	\$10,000
H4.088	Sewer Pump Station access improvements - Pine Tree Lane (C1)	Region Wide	Region Wide	General Revenue	Water Asset and Facilities Management	\$10,000
H4.090	Sewer Pump Station mechanical upgrade - Ocean Parade (BB07)	Region Wide	Region Wide	General Revenue	Water Construction and Project Management	\$1,384,160
H4.091	Sewer Pump Station Upgrade - Sonoma Avenue (TO17)	Region Wide	Region Wide	General Revenue	Water Construction and Project Management	\$955,031
H4.092	Sewage Treatment Plant clarifier 3 refurbishment	Region Wide	Region Wide	General Revenue	Water Construction and Project Management	\$895,001
H4.093	Sewer Pump Station upgrade - The Entrance Road	Region Wide	Region Wide	General Revenue	Water Construction and Project Management	\$672,000
H4.094	Reservoir exterior repairs - Beatties Road	Region Wide	Region Wide	General Revenue	Water Construction and Project Management	\$560,423
H4.095	Sewer Odour Control Upgrade Program	Region Wide	Region Wide	General Revenue	Water Construction and Project Management	\$379,511

Delivering essential infrastructure

Ref No.	Project	Suburb	Ward / Region	Funding Source	Responsible Unit	Budget
H4.096	Sewer Pump Station and main upgrade - Riverside Park	Region Wide	Region Wide	General Revenue	Water Construction and Project Management	\$336,000
H4.097	Reservoir safety investigation	Region Wide	Region Wide	General Revenue	Water Construction and Project Management	\$132,346
H4.098	Water valve replacement	Region Wide	Region Wide	General Revenue	Water Construction and Project Management	\$266,000
H4.099	Dam spillway remediation - Mangrove Creek Dam	Region Wide	Region Wide	General Revenue	Water Planning and Development	\$223,474
H4.100	Sewer rising main partial replacement - Mannering Park (MP08)	Region Wide	Region Wide	General Revenue	Water Planning and Development	\$200,001
H4.101	Dam intake tunnel eel screen installation - Mangrove Creek Dam, Boomerang Creek Tunnel	Region Wide	Region Wide	General Revenue	Water Planning and Development	\$163,223
H4.102	Dam spillway wall joint replacement - Mangrove Creek Dam	Region Wide	Region Wide	General Revenue	Water Planning and Development	\$130,869
H4.103	Sewage Treatment Plant new thickener unit	Region Wide	Region Wide	General Revenue	Water Construction and Project Management	\$120,000
H4.104	Install a shed at Mangrove Creek Dam	Region Wide	Region Wide	General Revenue	Water Planning and Development	\$111,999
H4.105	Sewer Pump Station upgrade - Sonoma Avenue (TO27)	Region Wide	Region Wide	General Revenue	Water Construction and Project Management	\$30,900
H4.106	Water trunk main renewal program	Region Wide	Region Wide	General Revenue	Water Construction and Project Management	\$400,000
H4.107	Water Main Internal Renewal Program	Region Wide	Region Wide	General Revenue	Water Construction and Project Management	\$280,000
H4.108	Sewer rising main renewals	Region Wide	Region Wide	General Revenue	Water Construction and Project Management	\$60,000

Delivering essential infrastructure

Ref No.	Project	Suburb	Ward / Region	Funding Source	Responsible Unit	Budget
H4.109	Water highlift pump station works	Region Wide	Region Wide	General Revenue	Water Construction and Project Management	\$60,000
H4.110	Water main leakage management flow meter installation	Region Wide	Region Wide	General Revenue	Water Construction and Project Management	\$55,000
H4.111	Sewer flow monitoring and gauge installations	Region Wide	Region Wide	General Revenue	Water Planning and Development	\$119,500
H4.112	Somersby Water Treatment Plant workshop upgrade	Region Wide	Region Wide	General Revenue	Water Planning and Development	\$76,331
H4.113	Sewer Pump Station civil remediation - Daley Avenue (DP3)	Region Wide	Region Wide	General Revenue	Water Planning and Development	\$30,000
H4.114	Upgrade Mangrove Creek Dam outlet tunnel	Region Wide	Region Wide	General Revenue	Water Planning and Development	\$6,000
H4.115	Water Treatment Plant filter tile pits and pipework renewal	Region Wide	Region Wide	General Revenue	Water Planning and Development	\$5,000
H4.116	Mangrove weir to Mooney Dam mechanical system upgrade	Region Wide	Region Wide	General Revenue	Water Planning and Development	\$340,000
H4.117	Sewer gravity main augmentations	Region Wide	Region Wide	General Revenue	Water Planning and Development	\$259,101
H4.118	Water valve replacement - Main Road	Region Wide	Region Wide	General Revenue	Water Technical Services Regulation and System Control	\$117,475
H4.119	Water main and network monitoring and improvements	Region Wide	Region Wide	General Revenue	Water Construction and Project Management	\$75,000
H4.120	Water trunk main flow meter pit upgrade	Region Wide	Region Wide	General Revenue	Water Technical Services Regulation and System Control	\$55,000
H4.121	Sewer reactive and program planning - Region wide	Region wide	Region wide	General Revenue	Water and Sewer Management	\$10,000
H4.122	Water reactive and program planning	Region wide	Region wide	General Revenue	Water and Sewer Management	\$10,000

Delivering essential infrastructure

Ref No.	Project	Suburb	Ward / Region	Funding Source	Responsible Unit	Budget
H4.123	Water Treatment Plant major electrical renewal	Region wide	Region wide	General Revenue	Water Asset and Facilities Management	\$1,255,000
H4.124	Water and sewer asset and network security installations	Region wide	Region wide	General Revenue	Water Asset and Facilities Management	\$922,450
H4.125	Sewer Pump Station Electrical and Control Switchboard Replacement Program – Northern Region	Region wide	Region wide	General Revenue	Water Asset and Facilities Management	\$771,501
H4.126	Network and automation replacements	Region wide	Region wide	General Revenue	Water Asset and Facilities Management	\$594,980
H4.127	Sewer Pump Station Electrical and Control Switchboard Replacement Program - Southern Region	Region wide	Region wide	General Revenue	Water Asset and Facilities Management	\$342,200
H4.128	Network and automation remote telemetry unit replacement	Region wide	Region wide	General Revenue	Water Asset and Facilities Management	\$245,000
H4.129	Network and automation server replacements	Region wide	Region wide	General Revenue	Water Asset and Facilities Management	\$155,633
H4.130	Water Treatment Plant air conditioner replacement	Region wide	Region wide	General Revenue	Water Asset and Facilities Management	\$150,000
H4.131	Water Pump Station electrical network upgrade	Region wide	Region wide	General Revenue	Water Asset and Facilities Management	\$131,000
H4.132	Purchase and install backup generators for Springfield Reservoir	Region wide	Region wide	General Revenue	Water Asset and Facilities Management	113,000
H4.133	Sewer Pump Station Minor Asset Renewal / Replace Program	Region wide	Region wide	General Revenue	Water Asset and Facilities Management	\$637,500
H4.134	Water pump replacement - Mooney to Mangrove	Region wide	Region wide	General Revenue	Water Asset and Facilities Management	\$98,000
H4.135	Water Pump Station refurbishment - The Rampart	Region wide	Region wide	General Revenue	Water Asset and Facilities Management	\$116,000
H4.136	Install new odour control unit at Sewer Pump Station	Region wide	Region wide	General Revenue	Water Asset and Facilities Management	\$159,400

Delivering essential infrastructure

Ref No.	Project	Suburb	Ward / Region	Funding Source	Responsible Unit	Budget
H4.137	Water Pump Station refurbishment - Mangrove Creek	Region wide	Region wide	General Revenue	Water Asset and Facilities Management	\$447,000
H4.138	Sewer rising main upgrade	Region wide	Region wide	General Revenue	Water Asset and Facilities Management	\$105,000
H4.139	Sewer Treatment Plants - relocate workshop and offices at Charmhaven and Wyong South	Region wide	Region wide	General Revenue	Water Asset and Facilities Management	\$90,000
H4.140	Mooney Dam pipework upgrade	Region wide	Region wide	General Revenue	Water Asset and Facilities Management	\$26,000
H4.141	Sewer Pump Station upgrade – Wyong South	Region wide	Region wide	General Revenue	Water Asset and Facilities Management	\$300,000
H4.142	Water Pump Station upgrade - Killcare Heights	Region wide	Region wide	General Revenue	Water Asset and Facilities Management	\$170,000
Grant Funded Projects						
H1.003	Chelmsford Road - road reconstruction Block 1	Charmhaven	Region Wide	Grant Funding	Roads Asset Planning and Design	\$411,000
H1.016	Del Monte Place - road reconstruction Block 1	Copacabana	Region Wide	Grant Funding	Roads Asset Planning and Design	\$207,000
H1.024	Karalta Road - road reconstruction Block 1	Erina	Region Wide	Grant Funding	Roads Asset Planning and Design	\$323,000
H1.027	Araluen Drive - road reconstruction	Killcare	Region Wide	Grant Funding	Roads Asset Planning and Design	\$189,000
H1.033	Mimosa Road - road reconstruction Block 1	Saratoga	Region Wide	Grant Funding	Roads Asset Planning and Design	\$211,000
H1.035	Springfield Road - road reconstruction Block 1	Springfield	Region Wide	Grant Funding	Roads Asset Planning and Design	\$185,000
H1.048	Wells Street - road reconstruction	East Gosford	Region Wide	Grant Funding	Roads Asset Planning and Design	\$123,500
H1.057	Peats Ridge Road - road reconstruction	Peats Ridge	Region Wide	Grant Funding	Roads Asset Planning and Design	\$488,500
H1.067	Racecourse Road - road reconstruction	West Gosford	Region Wide	Grant Funding	Roads Asset Planning and Design	\$501,000

Delivering essential infrastructure

Ref No.	Project	Suburb	Ward / Region	Funding Source	Responsible Unit	Budget
H1.086	Margherita Avenue - road reconstruction Block 1	Bateau Bay	Region Wide	Grant Funding	Roads Asset Planning and Design	\$317,000
H1.087	Margherita Avenue - road reconstruction Block 2	Bateau Bay	Region Wide	Grant Funding	Roads Asset Planning and Design	\$192,000
H1.094	St James Avenue - drainage upgrade Stage 4	Berkeley Vale	Region Wide	Grant Funding	Roads Asset Planning and Design	\$867,300
H1.095	St James Avenue - road upgrade Stage 4	Berkeley Vale	Region Wide	Grant Funding	Roads Asset Planning and Design	\$1,815,200
H1.101	Hutton Road - drainage upgrade Stage 3	The Entrance	Region Wide	Grant Funding	Roads Asset Planning and Design	\$336,400
H1.102	Hutton Road - road upgrade Stage 3	The Entrance	Region Wide	Grant Funding	Roads Asset Planning and Design	\$772,500
H1.120	Mangrove Road - road reconstruction	Narara	Region Wide	Grant Funding	Roads Asset Planning and Design	\$187,000
H1.129	Maidens Brush Road - road reconstruction Block 1	Wyoming	Region Wide	Grant Funding	Roads Asset Planning and Design	\$73,000
H1.133	Harvey Street - road reconstruction	Wyong	Region Wide	Grant Funding	Roads Asset Planning and Design	\$232,000
H1.134	Howarth Street – road reconstruction	Wyong	Region Wide	Grant Funding	Roads Asset Planning and Design	\$259,000
H1.117	Carrington Street - timber bridge replacement	Narara	Region Wide	Grant Funding	Roads Asset Planning and Design	\$255,000
H2.005	Carlton Road - traffic safety improvements	Erina	Region Wide	Grant Funding	Roads Asset Planning and Design	\$932,300
H2.007	Peats Ridge Road - traffic safety improvements	Peats Ridge	Region Wide	Grant Funding	Roads Asset Planning and Design	\$615,000
H2.009	Traffic Facilities Program	Region Wide	Region Wide	Grant Funding	Roads Asset Planning and Design	\$350,000
H4.066	Kurraba Parade - road reconstruction Block 1	Berkeley Vale	Region Wide	Grant Funding	Roads Asset Planning and Design	\$449,000

Delivering essential infrastructure

Ref No.	Project	Suburb	Ward / Region	Funding Source	Responsible Unit	Budget
H4.083	Water infrastructure reinforcements	Gosford	Region Wide	Grant Funding	Water Construction and Project Management	\$240,000
H4.084	Sewer infrastructure reinforcements	Gosford	Region Wide	Grant Funding	Water Construction and Project Management	\$1,450,000
H4.089	Water and sewer infrastructure at Warnervale Town Centre	Region Wide	Region Wide	Grant Funding	Water Construction and Project Management	\$699,600



Balanced and sustainable development

I1 Preserve local character and protect our drinking water catchments, heritage and rural areas by concentrating development along transport corridors and town centres east of the M1

I2 Ensure all new developments are well planned with good access to public transport, green space and community facilities and support active transport

I3 Ensure land use planning and development is sustainable and environmentally sound and considers the importance of local habitat, green corridors, energy efficiency and stormwater management

I4 Provide a range of housing options to meet the diverse and changing needs of the community and there is adequate affordable housing

Operational Plan 2019-20

Balanced and sustainable development

Delivery Program	Reference	Operational Plan Action / Target / Project	Responsible Unit
Establish the northern corridors as key growth areas	I1.01.2019-20	Prepare a draft strategy for the Northern Economic Corridor	Strategic Planning
Improved social and economic opportunities in the rural areas of the central coast	I1.02.2019-20	Prepare and deliver a draft Rural Lands Audit and Strategy to Council for the Central Coast Region by June 2020	Strategic Planning
Provide a clear approach to the planning and development of key growth regions	I1.03.2019-20	Finalise a draft Strategic Plan for Lake Munmorah	Strategic Planning
Enable sustainable urban development that values energy efficiency, heritage, local character, the environment, transport, safety and liveability.	I1.04.2019-20	Develop a Heritage Strategy by December 2020	Strategic Planning
	I1.05.2019-20	Develop a Heritage Action Plan by December 2020	Strategic Planning
	I1.06.2019-20	Commence Heritage Review including new heritage nominations for the Comprehensive Local Environmental Plan	Strategic Planning
Integrated approach to the funding of infrastructure to meet the needs of the Central Coast population	I2.01.2019-20	Prepare a new 7.11 Contribution Plans for the Central Coast region	Strategic Planning
Implement a single Central Coast Local Environmental Plan	I3.01.2019-20	Report to Council on the outcomes of the community consultation for the draft Central Coast Local Environmental Plan and Development Control Plan by December 2019	Strategic Planning
Provide a clear approach to the planning and development of key growth regions	I3.02.2019-20	Prepare a draft Strategic Plan for the greater Warnervale area	Strategic Planning
Compliance with legislative requirements	I3.03.2019-20	Prepare a draft Local Strategic Planning Statement by June 2020	Strategic Planning

Balanced and sustainable development

Delivery Program	Reference	Operational Plan Action / Target / Project	Responsible Unit
A long term strategic urban plan for the Central Coast region to support housing, employment and economic growth in accordance with the Central Coast Regional Plan 2036	14.01.2019-20	Prepare a draft Central Coast Housing Strategy by June 2020	Strategic Planning

A woman with short dark hair, wearing a black long-sleeved shirt and orange pants, stands with her arms crossed on a wooden seesaw. A young child in a pink shirt with a black cat graphic and a denim skirt sits on the opposite end of the seesaw. The playground is outdoors with a black metal fence and trees in the background. The ground is covered in blue safety matting. The word "LIVEABLE" is overlaid in large white letters across the center of the image.

LIVEABLE

LIVEABLE

Creating a **liveable** community means striking a balance between projects that support infrastructure development and others that enhance our quality of life.

We are activating public spaces, increasing access to beaches and green spaces, and delivering a range of amenities – like walking and cycling routes, playgrounds and sports facilities – that promote healthy living and enjoyment of the natural world.

Reliable public transport is key to keeping our growing population mobile, so we are focused on enhancing train, bus and ferry networks, as well as improving the commuter experience.

Community Drivers

- Improved public transport
- Linked cycleways and shared pathways
- Access to quality shops
- Healthy lifestyle and fresh air
- Ease of access to waterways / beaches
- Close proximity to sportsgrounds and parks
- Accessible and well maintained outdoor facilities / playgrounds
- Increased and high quality health services
- Libraries and community facilities

How you can help

- Get out and about and be active
- Walk and cycle instead of taking the car everywhere
- Join or support a local sporting group
- Visit a library
- Participate in local initiatives such as community gardens, neighbourhood improvement projects
- Enjoy the outdoors
- Participate in the planning of community facilities such as community centres, sporting facilities
- Give up smoking
- Utilise public places and spaces
- Play a sport
- Go to the gym
- Register as an organ donor
- Learn first aid
- Volunteer, e.g. as a referee, on a sporting committee, at the school canteen
- Slow down in school zones
- Obey road rules
- Join a gentle exercise class, take up Tai Chi or aqua aerobics

LIVEABLE



Reliable public transport and connections



Out and about in the fresh air



Healthy lifestyles for a growing community

J1 Create adequate, reliable and accessible train services and facilities to accommodate current and future passengers

K1 Create a regional network of interconnected shared pathways and cycle ways to maximise access to key destinations and facilities

L1 Promote healthy living and ensure sport, leisure, recreation and aquatic facilities and open spaces are well maintained and activated

J2 Address commuter parking, drop-off zones, access and movement around transport hubs to support and increase use of public transport

K2 Design and deliver pathways, walking trails and other pedestrian movement infrastructure to maximise access, inclusion and mobility to meet the needs of all community members

L2 Invest in health care solutions including infrastructure, services and preventative programs to keep people well for longer

J3 Improve bus and ferry frequency and ensure networks link with train services to minimise journey times

K3 Provide signage, public facilities, amenities and playgrounds to encourage usage and enjoyment of public areas

L3 Cultivate a love of learning and knowledge by providing facilities to support lifelong learning

J4 Design long-term, innovative and sustainable transport management options for population growth and expansion

K4 Repair and maintain wharves, jetties, boat ramps and ocean baths to increase ease of access and enjoyment of natural waterways and foreshores

L4 Provide equitable, affordable, flexible and co-located community facilities based on community needs



Reliable public transport and connections

J1 Create adequate, reliable and accessible train services and facilities to accommodate current and future passengers

J2 Address commuter parking, drop-off zones, access and movement around transport hubs to support and increase use of public transport

J3 Improve bus and ferry frequency and ensure networks link with train services to minimise journey times

J4 Design long-term, innovative and sustainable transport management options for population growth and expansion

Operational Plan 2019-20

Reliable public transport and connections

Delivery Program	Reference	Operational Plan Action / Target / Project	Responsible Unit
Improve commuter car parking for residents using public transport at Tuggerah	J2.01.2019-20	Investigate and design of a multi-storey car park at Tuggerah train station by June 2022	Economic Development and Project Delivery
Improve commuter and town centre car parking for Gosford City Centre	J2.02.2019-20	Investigate and design a car park for Gosford City Centre by December 2020	Economic Development and Project Delivery
Improve Council's commitment and approach to designing inclusive and liveable communities	J3.01.2019-20	DIAP LC.023: Explore partnership opportunities with accessible bus companies to identify routes for accessible buses	Community Partnerships



Out and about in the fresh air

K1 Create a regional network of interconnected shared pathways and cycle ways to maximise access to key destinations and facilities

K2 Design and deliver pathways, walking trails and other pedestrian movement infrastructure to maximise access, inclusion and mobility to meet the needs of all community members

K3 Provide signage, public facilities, amenities and playgrounds to encourage usage and enjoyment of public areas

K4 Repair and maintain wharves, jetties, boat ramps and ocean baths to increase ease of access and enjoyment of natural waterways and foreshores

Operational Plan 2019-20

Out and about in the fresh air

Delivery Program	Reference	Operational Plan Action / Target / Project	Responsible Unit
Expansion and upgrade of the shared path and footpath network to improve public safety and provide access to city centres, transport hubs, commercial precincts and other priority areas	K1.01.2019-20	Seven (7) kilometres of shared path and footpath to be constructed each year (target subject to funding equivalent to the 2018-19 program)	Roads Assets, Planning and Design
Provide refurbished, clean and accessible public facilities for the community	K3.01.2019-20	Refurbishment of Terrigal Beach public toilets and change rooms	Facilities and Asset Management
Provide new, clean and accessible public facilities for the community	K3.02.2019-20	Construction of new of accessible public toilets at Foresters Beach and MacMasters Beach	Facilities and Asset Management
Increase availability of accessible amenities	K3.03.2019-20	Construction of new of accessible public toilets at East Gosford Town Centre	Facilities and Asset Management
Increase the inclusivity and accessibility of playgrounds	K3.04.2019-20	Ensure accessibility requirements are addressed at identified new or renewed playgrounds (this should include but may not be limited to access, fencing and equipment) and relevant playground information is available on Council's website	Open Space and Recreation
Increase accessibility features at patrolled beaches, jetties and wharves	K4.01.2019-20	DIAP LC.012: Ensure priority recommendations arising from accessibility audit are considered within the annual capital works program	Waterways and Coastal Protection

Capital Works Program 2019-20

Out and about in the fresh air

Ref No.	Project	Suburb	Ward / Region	Funding Source	Responsible Unit	Budget
Revenue Funded Projects						
K1.001	Ourringo Street - shared pathway construction	Budgewoi	Region Wide	General Revenue	Roads Asset Planning and Design	\$252,000
K1.002	Norah Head Masterplan implementation Stage 2	Norah Head	Region Wide	General Revenue	Roads Asset Planning and Design	\$1,385,300
K1.004	Katandra Reserve - upgrade of lower section of Toomeys Walk	Holgate	Gosford East	General Revenue	Natural and Environmental Assets	\$150,000
K1.005	Friendship Walk Boardwalk - Stage 2	East Gosford	Gosford West	General Revenue	Open Space and Recreation	\$40,000
K1.006	Albany Street - footpath construction	Gosford	Region Wide	General Revenue	Roads Asset Planning and Design	\$42,000
K1.007	Brisbane Water Drive - footpath construction Stage 3	Point Clare	Region Wide	General Revenue	Roads Asset Planning and Design	\$590,000
K1.008	Shared Pathway and Footpath Program	Region Wide	Region Wide	General Revenue	Roads Asset Planning and Design	\$500,000
K1.009	Shared Pathway and Footpath Renewal Program	Region Wide	Region Wide	General Revenue	Roads Asset Planning and Design	\$1,190,000
K1.010	Magenta - Shared Pathway Construction Stage 2	Magenta	Region Wide	General Revenue	Roads Asset Planning and Design	\$1,075,000
K1.011	Wilfred Barrett Drive - footpath construction	The Entrance	Region Wide	General Revenue	Roads Asset Planning and Design	\$40,300
K1.012	Tuggerawong Foreshore - shared pathway construction Stage 2	Tuggerawong	Region Wide	General Revenue and Restricted Assets	Roads Asset Planning and Design	\$341,680
K1.013	Anzac Avenue - footpath construction	Wyong	Region Wide	General Revenue	Roads Asset Planning and Design	\$42,800
K1.014	Margaret Street - footpath construction	Wyong	Region Wide	General Revenue	Roads Asset Planning and Design	\$24,300
K1.015	Rose Street - footpath construction	Wyong	Region Wide	General Revenue	Roads Asset Planning and Design	\$17,800

Out and about in the fresh air

Ref No.	Project	Suburb	Ward / Region	Funding Source	Responsible Unit	Budget
K2.001	Mannering Park - shared pathway design	Mannering Park	Region Wide	General Revenue	Roads Asset Planning and Design	\$95,000
K2.002	Pacific Highway - shared pathway design	Hamlyn Terrace	Region Wide	General Revenue	Roads Asset Planning and Design	\$45,000
K3.001	Refurbishment of McKenzie Reserve public toilets	Budgewoi	Budgewoi	General Revenue	Facilities and Asset Management	\$80,000
K3.002	Play Space 20 year Renewal Program - design and construction of Local Play Space at Canton Beach Foreshore Reserve	Canton Beach	Budgewoi	General Revenue	Open Space and Recreation	\$100,000
K3.003	Play Space 20 year Renewal Program- design and construction of Local Play Space at Sunset Parade Foreshore	Chain Valley Bay	Budgewoi	General Revenue	Open Space and Recreation	\$100,000
K3.004	Play Space 20 year Renewal Program - design and construction of Local Play Space at Arnold Close Reserve	Halekulani	Budgewoi	General Revenue	Open Space and Recreation	\$100,000
K3.005	Lake Munmorah District Skate Park investigation and design, including carpark	Lake Munmorah	Budgewoi	General Revenue	Open Space and Recreation	\$1,850,000
K3.006	Play Space 20 year Renewal Program - design and construction of Local Play Space at Irene Parade Reserve	Noraville	Budgewoi	General Revenue	Open Space and Recreation	\$100,000
K3.007	Play Space 20 year Renewal Program - design and construction of Local Play Space at Boat Harbour	Summerland Point	Budgewoi	General Revenue	Open Space and Recreation	\$100,000
K3.008	Play Space 20 year Renewal Program- design and construction of Local Play Space at Walder Crescent	Avoca	Gosford East	General Revenue	Open Space and Recreation	\$100,000

Out and about in the fresh air

Ref No.	Project	Suburb	Ward / Region	Funding Source	Responsible Unit	Budget
K3.009	Upgrade building, playspace and pathways at Heazlett Park	Avoca Beach	Gosford East	General Revenue and Restricted Assets	Open Space and Recreation	\$1,385,000
K3.010	Play Space 20 year Renewal Program - Design and construction of District Play Space at Susan Fahey Park	Copacabana	Gosford East	General Revenue	Open Space and Recreation	\$300,000
K3.012	Replacement of MacMasters Beach public toilets, change rooms and lifeguard storage	MacMasters Beach	Gosford East	General Revenue and Restricted Assets	Facilities and Asset Management	\$382,000
K3.014	Replacement of Public Toilets at Althorpe Street	East Gosford	Gosford West	General Revenue	Facilities and Asset Management	\$181,500
K3.015	Kibble Park irrigation upgrade	Gosford	Gosford West	General Revenue	Open Space and Recreation	\$40,000
K3.016	Demolition and replacement of public toilets at corner Waratah Road and Wisemans Ferry Road	Mangrove Mountain	Gosford West	General Revenue	Facilities and Asset Management	\$200,000
K3.017	Play Space 20 year Renewal Program- design and construction of Local Play Space at Bloodtree Oval	Mangrove Mountain	Gosford West	General Revenue	Open Space and Recreation	\$100,000
K3.018	Play Space 20 year Renewal Program- Design and construction of Local Play Space at Fagans Park	Point Clare	Gosford West	General Revenue	Open Space and Recreation	\$100,000
K3.019	Play Space 20 year Renewal Program- design and construction of Local Play Space at Brisbane Avenue	Umina Beach	Gosford West	General Revenue	Open Space and Recreation	\$100,000
K3.020	Play space 20 year Renewal Program- design and construction of local play space at Lentara Avenue	Umina Beach	Gosford West	General Revenue	Open Space and Recreation	\$100,000

Out and about in the fresh air

Ref No.	Project	Suburb	Ward / Region	Funding Source	Responsible Unit	Budget
K3.021	Amenities Building Refurbishments: Program of rolling works to renew and upgrade existing assets with minor capital works	Region Wide	Region Wide	Special Rate Variation	Facilities and Asset Management	\$80,000
K3.022	Installation of signage on Council reserves	Region Wide	Region Wide	General Revenue	Natural and Environmental Assets	\$60,000
K3.023	Fencing Renewal Program	Region wide	Region Wide	General Revenue	Open Space and Recreation	\$120,000
K3.024	Play Space 20 year Renewal Program	Region wide	Region Wide	General Revenue	Open Space and Recreation	\$100,000
K3.025	Reactive replacement of damaged and failed assets in parks and reserves	Region wide	Region Wide	General Revenue	Open Space and Recreation	\$160,000
K3.026	Shade Sail Renewal Program for Play spaces	Region wide	Region Wide	General Revenue	Open Space and Recreation	\$120,000
K3.027	Softfall Renewal Program for Play spaces	Region wide	Region Wide	General Revenue	Open Space and Recreation	\$310,000
K3.028	Upgrade for inclusive play spaces	Region wide	Region Wide	General Revenue	Open Space and Recreation	\$100,000
K3.029	Water Refill Station installations	Region wide	Region Wide	General Revenue	Open Space and Recreation	\$38,000
K3.030	Electrical Upgrades Power Outlet Reserves	Region wide	Region Wide	General Revenue	Open Space and Recreation	\$30,000
K3.031	Install heritage signage at The Entrance Town Centre	The Entrance	The Entrance	General Revenue	Community Partnerships	\$180,000
K3.032	Upgrade to disabled and public toilets at Memorial Park	The Entrance	The Entrance	General Revenue	Facilities and Asset Management	\$150,000
K3.033	Play Space 20 year Renewal Program - District Play Space at Swadling Reserve	Toowoomb Bay	The Entrance	General Revenue	Open Space and Recreation	\$300,000
K3.034	Tuggerah Dog Park improvements	Tuggerah	The Entrance	General Revenue	Open Space and Recreation	\$40,000
K3.035	Demolition and construction of new public toilets and change rooms at Wiles Ave	Wamberal	The Entrance	General Revenue	Facilities and Asset Management	\$360,000

Out and about in the fresh air

Ref No.	Project	Suburb	Ward / Region	Funding Source	Responsible Unit	Budget
K3.036	Play Space 20 year Renewal Program - design and construction of District Play Space at Wallarah Point Peace Park	Gorokan	Wyong	General Revenue	Open Space and Recreation	\$300,000
K3.037	Play Space 20 year Renewal Program - design and construction of Local Play Space at Dalnott Reserve	Gorokan	Wyong	General Revenue	Open Space and Recreation	\$100,000
K3.038	Play Space 20 year Renewal Program- design and construction of Local Play space at Condula Park	Lisarow	Wyong	General Revenue	Open Space and Recreation	\$100,000
K3.039	Play Space 20 year Renewal Program - design and construction of Local Play Space at Gavenlock Oval	Narara	Wyong	General Revenue	Open Space and Recreation	\$100,000
K3.040	Play space 20 year Renewal Program- design and construction of Local Play Space at Goonak Parade	Narara	Wyong	General Revenue	Open Space and Recreation	\$100,000
K3.041	Play Space 20 year Renewal Program- design and construction of Local Play Space at Treeline Close	Narara	Wyong	General Revenue	Open Space and Recreation	\$100,000
K3.042	Play Space 20 year Renewal Program - design and construction of Local Play Space at Warnervale Station	Warnervale	Wyong	General Revenue	Open Space and Recreation	\$100,000
K3.043	Play Space 20 year Renewal Program - design and construction of District Play Space at Shelly Beach Road	Empire Bay	Gosford East	General Revenue	Open Space and Recreation	\$350,000
K3.044	Construct amenities block at Mazlin Reserve	Norah Head	Budgewoi	General Revenue	Facilities and Asset Management	\$70,000

Out and about in the fresh air

Ref No.	Project	Suburb	Ward / Region	Funding Source	Responsible Unit	Budget
K3.046	Design and construction of a District Play Space at Empire Bay	Empire Bay	Gosford East	General Revenue and Restricted Assets	Open Space and Recreation	\$350,000
K3.047	Design and Construction of a Local Play Space at Archibold Park	Forresters Beach	The Entrance	Restricted Assets	Open Space and Recreation	\$150,000
K4.001	Design and construct boat ramp at Hot Water Outlet	San Remo	Budgewoi	General Revenue	Open Space and Recreation	\$555,000
K4.002	Bay View Land - wharf renewal design	Saratoga	Region Wide	General Revenue	Roads Asset Planning and Design	\$45,000
K4.003	Upgrade carpark at Koolewong Foreshore - Stage 2	Koolewong	Gosford West	General Revenue	Open Space and Recreation	\$528,853
K4.004	Little Wobby - wharf renewal design	Little Wobby	Region Wide	General Revenue	Roads Asset Planning and Design	\$45,000
K4.005	Patonga - wharf renewal	Patonga	Region Wide	General Revenue	Roads Asset Planning and Design	\$150,000
K4.006	Mt Ettalong Lookout upgrade	Pearl Beach	Gosford West	General Revenue	Natural and Environmental Assets	\$135,000
K4.008	Upgrade / Replacement of beach access ways	region wide	Region Wide	General Revenue	Waterways and Coastal Protection	\$70,000
K4.009	Disability Matters - beach access upgrades	Region wide	Region Wide	General Revenue	Waterways and Coastal Protection	\$400,000
K4.010	Upgrade Central Wharf	Davistown	Gosford East	General Revenue	Roads Asset Planning and Design	\$206,250
K4.011	Upgrade Eulalla Street Wharf	Davistown	Gosford East	General Revenue	Roads Asset Planning and Design	\$206,250
K4.012	Upgrade Kendal Rd Wharf	Empire Bay	Gosford East	General Revenue	Roads Asset Planning and Design	\$206,250
K4.013	Upgrade Spencer Wharf	Spencer	Gosford West	General Revenue	Roads Asset Planning and Design	\$206,250
Grant Funded Projects						
K1.003	Five Lands Walk - Winney Bay	Copacabana	Gosford East	Grant Funding	Natural and Environmental Assets	\$100,000

Out and about in the fresh air

Ref No.	Project	Suburb	Ward / Region	Funding Source	Responsible Unit	Budget
K1.012	Tuggerawong Foreshore - shared pathway construction Stage 2	Tuggerawong	Region Wide	Grant Funding	Roads Asset Planning and Design	\$363,320
K3.010	Play Space 20 year Renewal Program - Design and construction of District Play Space at Susan Fahey Park	Copacabana	Gosford East	Grant Funding	Open Space and Recreation	\$200,000
K3.011	Play Space Program- design and construction of a Regional Play Space at Sun Valley Park	Green Point	Gosford East	Grant Funding	Open Space and Recreation	\$900,000
K3.013	Refurbishment of public toilets at Terrigal Beach	Terrigal	Gosford East	Grant Funding	Facilities and Asset Management	\$240,000
K3.045	Construct public toilets at Forresters Beach	Forresters Beach	The Entrance	Grant Funding	Facilities and Asset Management	\$203,500
K3.048	Shade sail at Kurraba Oval Playspace	Berkeley Vale	The Entrance	Grant Funding	Open Space and Recreation	\$25,000
K4.014	Woy Woy Town Centre - wharf renewal	Woy Woy	Gosford West	Grant Funding	Roads Asset Planning and Design	\$3,591,000
Pending Grant Funding Projects						
K2.003	Terrigal Boardwalk	Terrigal	Gosford East	Grant Funding	Economic Development and Project Delivery	\$2,490,375



Healthy lifestyles for a growing community

- L1** Promote healthy living and ensure sport, leisure, recreation and aquatic facilities and open spaces are well maintained and activated
- L2** Invest in health care solutions including infrastructure, services and preventative programs to keep people well for longer
- L3** Cultivate a love of learning and knowledge by providing facilities to support lifelong learning
- L4** Provide equitable, affordable, flexible and co-located community facilities based on community needs

Operational Plan 2019-20

Healthy lifestyles for a growing community

Delivery Program	Reference	Operational Plan Action / Target / Project	Responsible Unit
Efficient delivery of community facilities that meets the community needs	L1.01.2019-20	Delivery of a high quality leisure facility and program at Wyong Olympic Pool that attracts 28,000 visitors per year	Leisure and Lifestyle
	L1.02.2019-20	Delivery of a high quality leisure facility and program at Toukley Aquatic Centre that attracts 125,000 visitors per year	Leisure and Lifestyle
	L1.03.2019-20	Delivery of a high quality leisure facility and program at Peninsula Leisure Centre that that attracts 435,000 visitors per year	Leisure and Lifestyle
	L1.04.2019-20	Delivery of a high quality leisure facility and program at Gosford Olympic Pool that that attracts 200,000 visitors per year	Leisure and Lifestyle
	L1.05.2019-20	Delivery of a high quality leisure facility and program at Niagara Park Stadium that that attracts 125,000 visitors per year	Leisure and Lifestyle
	L1.06.2019-20	Delivery of a high quality leisure facility and program at Lake Haven Recreation Centre that attracts 125,000 visitors per year	Leisure and Lifestyle
Community satisfaction with level of service being maintained on all Central Coast Council parks and reserves	L1.07.2019-20	Greater than 90% of parks and reserves scheduled servicing is completed on time annually	Open Space and Recreation
Community satisfaction with the level of service being maintained in sporting facilities	L1.08.2019-20	Program season amendments and changeover of sporting facilities completed on time	Open Space and Recreation
Provision of Speech Therapy within the Education and Care Centres identified in the NSW Health Service Agreement	L2.01.2019-20	Work in partnership with NSW Health to provide speech pathology services to identified children in the Education and Care Centres	Learning and Education

Healthy lifestyles for a growing community

Delivery Program	Reference	Operational Plan Action / Target / Project	Responsible Unit
Programs focused on increasing community safety, improving awareness and instilling behaviour change for responsible citizenship	L3.01.2019-20	Community Safety Education Programs are delivered to increase knowledge of participants in topics such as responsible pet ownership, parking, personal and family safety, household safety, compliance areas	Learning and Education
Increased learning opportunities across all life stages through partnerships and provision of information	L3.02.2019-20	Conduct a review of current and future needs of Education and Care services	Learning and Education
Ensure that library resources do not remain on the shelf	L3.03.2019-20	Annual library branch stock turnover is maintained or exceeds 5	Libraries
Loans for print and resources are maintained	L3.04.2019-20	Annual library loans maintain or exceed 2018-19 result	Libraries
Provide facilities that meet the needs of the community	L3.05.2019-20	Annual visitations at library branches exceeds 1,050,000	Libraries
Improve Council's commitment and approach to designing inclusive and liveable communities	L4.01.2019-20	DIAP LC.004 Develop guidelines to establish economic and social cost / benefit of major and complex infrastructure projects to meet universal design and regulatory standards	Community Partnerships
	L4.02.2019-20	DIAP LC.006: Promote Council's community funding programs to assist local organisations to access funding to increase opportunities for inclusion and infrastructure enhancements	Community Partnerships
Provide the community with a new community facility	L4.03.2019-20	Obtain approval and construct a new community facility building at Margaret Street Wyong by December 2020	Economic Development and Project Delivery
Provide community facilities at Warnervale	L4.04.2019-20	Identify a potential site for a Recreation / Aquatic Centre and a Community Centre at Warnervale	Economic Development and Project Delivery
To increase transparency on Council's decision making for leasing and licensing of facilities, contributions to community groups through subsidised rent and building outgoings	L4.05.2019-20	To develop and implement a Community Facilities Review	Leasing and Asset Management
To increase utilisation of community facilities by providing quality assets at affordable rates	L4.06.2019-20	95% of assets are inspected post booking and bond refunds are processed by bookings staff within one (1) week post event date	Leasing and Asset Management
	L4.07.2019-20	To develop and implement a marketing plan to increase utilisation, bookings and awareness of community facilities	Leasing and Asset Management

Healthy lifestyles for a growing community

Delivery Program	Reference	Operational Plan Action / Target / Project	Responsible Unit
Increase accessibility and inclusivity of Council owned community facilities	L4.08.2019-20	DIAP LC.016: Ensure priority recommendations arising from accessibility audit are considered within the annual capital works program	Leasing and Asset Management

Capital Works Program 2019-20

Healthy lifestyles for a growing community

Ref No.	Project	Suburb	Ward / Region	Funding Source	Responsible Unit	Budget
Revenue Funded Projects						
L1.001	Chain Valley Bay Community Hall - new shade sail, re-paving at rear and seating	Chain Valley Bay	Budgewoi	General Revenue	Facilities and Asset Management	\$24,400
L1.002	Colongra Bay Recreation Facility	Colongra	Budgewoi	General Revenue	Open Space and Recreation	\$500,000
L1.003	Replace floor at Tunkuwallin Community Hall	Gwandalan	Budgewoi	General Revenue	Facilities and Asset Management	\$204,350
L1.004	Implement priority actions from Skate Park Strategy - Tunkuwallin Skate Park	Gwandalan	Budgewoi	General Revenue	Open Space and Recreation	\$20,000
L1.005	Upgrade swimming enclosures at Lioness Park	Gwandalan	Budgewoi	General Revenue	Open Space and Recreation	\$50,000
L1.006	Gravity Youth Centre - new shade sail	Lake Haven	Budgewoi	General Revenue	Facilities and Asset Management	\$12,650
L1.007	Gravity Youth Centre - stage repairs	Lake Haven	Budgewoi	General Revenue	Facilities and Asset Management	\$42,500
L1.008	Lake Haven Recreation Centre - 24 Hour Gym infrastructure	Lake Haven	Budgewoi	General Revenue	Leisure and Lifestyle	\$115,000
L1.009	Lake Munmorah Senior Citizens - replace damaged water tank and replace / repair pump	Lake Munmorah	Budgewoi	General Revenue	Facilities and Asset Management	\$7,600
L1.010	Mannering Park Hall - parquet floor in main hall replacement	Mannering Park	Budgewoi	General Revenue	Facilities and Asset Management	\$85,000
L1.011	Norah Head Hall - replace vinyl floor	Norah Head	Budgewoi	General Revenue	Facilities and Asset Management	\$9,000

Healthy lifestyles for a growing community

Ref No.	Project	Suburb	Ward / Region	Funding Source	Responsible Unit	Budget
L1.012	Summerland Point Community Hall - new shade sail over play area	Summerland Point	Budgewoi	General Revenue	Facilities and Asset Management	\$10,000
L1.013	Toukley District Arts and Tourist Information Centre - studio extensions	Toukley	Budgewoi	General Revenue	Facilities and Asset Management	\$200,000
L1.014	Toukley Neighbourhood centre - replacement of stairs from stage and replacement of seating	Toukley	Budgewoi	General Revenue	Facilities and Asset Management	\$168,000
L1.015	Toukley Pool – replacement of flooring, window fittings, doors and benches	Toukley	Budgewoi	General Revenue	Leisure and Lifestyle	\$50,000
L1.016	Upgrade Toukley Pool - starting blocks and pool works	Toukley	Budgewoi	General Revenue	Leisure and Lifestyle	\$115,000
L1.017	Toukley Pool - change room upgrades	Toukley	Budgewoi	General Revenue	Leisure and Lifestyle	\$300,000
L1.019	Installation of portable hearing loop at Erina Centre and The Hub	Erina	Gosford East	General Revenue	Community Partnerships	\$15,000
L1.020	Redevelopment of the greenfield site at Green Point Tip into a sporting facility that will be capable of holding 3-4 senior size playing fields	Green Point	Gosford East	General Revenue	Open Space and Recreation	\$100,000
L1.021	Killcare Surf Club - roof replacement	Killcare	Gosford East	Restricted Assets	Facilities and Asset Management	\$120,000
L1.022	Paul Oval Field upgrade	Matcham	Gosford East	General Revenue	Open Space and Recreation	\$20,000
L1.023	Upgrade amenities building at Hylton Moore Baseball Field	Springfield	Gosford East	General Revenue	Open Space and Recreation	\$300,000
L1.024	Reconfigure entry, resurface and reline carpark at Terrigal 50+ Leisure and Learning Centre	Terrigal	Gosford East	General Revenue	Facilities and Asset Management	\$76,000
L1.026	Duffy's Oval amenities upgrade	Terrigal	Gosford East	General Revenue and Restricted Assets	Open Space and Recreation	\$580,000

Healthy lifestyles for a growing community

Ref No.	Project	Suburb	Ward / Region	Funding Source	Responsible Unit	Budget
L1.027	Terrigal Rock Pool	Terrigal	Gosford East	General Revenue	Open Space and Recreation	\$496,000
L1.028	Replace annex room vinyl flooring at Ettalong 50+ Leisure and Learning Centre	Ettalong Beach	Gosford West	General Revenue	Facilities and Asset Management	\$13,600
L1.029	Resurface carpark, reline and install new signage and fence at Ettalong 50+ Leisure and Learning Centre	Ettalong Beach	Gosford West	General Revenue	Facilities and Asset Management	\$20,000
L1.030	The Box Restaurant - replacement of fixed glass louvres around the restaurant façade with operable louvres	Ettalong Beach	Gosford West	General Revenue	Facilities and Asset Management	\$15,500
L1.031	Reactive renewal program at Central Coast Stadium	Gosford	Region Wide	General Revenue	Business Enterprise	\$50,000
L1.032	LED lighting towers at Central Coast Stadium	Gosford	Region Wide	General Revenue	Business Enterprise	\$920,000
L1.033	Renovate eastern corporate suites at Central Coast Stadium	Gosford	Region Wide	General Revenue	Business Enterprise	\$95,000
L1.034	Replace perimeter fencing to external stadium at Central Coast Stadium	Gosford	Region Wide	General Revenue	Business Enterprise	\$35,000
L1.035	Resurface of stadium pitch at Central Coast Stadium	Gosford	Region Wide	General Revenue	Business Enterprise	\$600,000
L1.036	Seating upgrade at Central Coast Stadium	Gosford	Region Wide	General Revenue	Business Enterprise	\$900,000
L1.037	Upgrade security gate access east and west at Central Coast Stadium	Gosford	Region Wide	General Revenue	Business Enterprise	\$40,000
L1.038	Grandstand and top office roof replacement at Gosford Olympic Pool	Gosford	Gosford West	General Revenue	Facilities and Asset Management	\$30,000

Healthy lifestyles for a growing community

Ref No.	Project	Suburb	Ward / Region	Funding Source	Responsible Unit	Budget
L1.039	Rumbalara Field Studies Centre - Replacing subfloor members as per engineers report modifying existing handrail to comply with BCA requirements, replacing treated pine retaining walls with sandstone block retaining walls	Gosford	Gosford West	General Revenue	Facilities and Asset Management	\$280,000
L1.040	Wet seal of laundry and storage room at Gosford 50+ Leisure and Learning Centre	Gosford	Gosford West	General Revenue	Facilities and Asset Management	\$11,600
L1.041	Flooring, roofing and Office refurbishment at Gosford Olympic Pool	Gosford	Gosford West	General Revenue	Leisure and Lifestyle	\$70,000
L1.042	Change room upgrades at Gosford Olympic Pool	Gosford	Gosford West	General Revenue	Leisure and Lifestyle	\$60,000
L1.043	Ventilation installation to indoor complex at Gosford Olympic Pool	Gosford	Gosford West	General Revenue	Leisure and Lifestyle	\$110,000
L1.044	Replacement of Leagues Club Field	Gosford	Gosford West	General Revenue	Open Space and Recreation	\$50,000
L1.045	Install new drainage system at Fagans Park Playing Fields 1 and 2	Point Clare	Gosford West	General Revenue	Open Space and Recreation	\$150,000
L1.046	Ocean Beach Surf Club - replacement of roof inch structural steel	Umina Beach	Gosford West	General Revenue and Restricted Assets	Facilities and Asset Management	\$165,000
L1.047	Umina Surf Club - roof replacement	Umina Beach	Gosford West	General Revenue	Facilities and Asset Management	\$200,000
L1.048	Umina Recreational Facility - detailed design	Umina Beach	Gosford West	General Revenue	Open Space and Recreation	\$300,000
L1.049	Adcock Park redevelopment	West Gosford	Region Wide	General Revenue	Open Space and Recreation	\$3,809,000
L1.050	Peninsula Leisure Centre - air Handling system upgrade	Woy Woy	Gosford West	General Revenue	Facilities and Asset Management	\$4,300,000
L1.051	Improvements to flooring, roof and access ladders at Peninsular Leisure Centre	Woy Woy	Gosford West	General Revenue	Leisure and Lifestyle	\$75,000

Healthy lifestyles for a growing community

Ref No.	Project	Suburb	Ward / Region	Funding Source	Responsible Unit	Budget
L1.052	Peninsular Leisure Centre water play park	Woy Woy	Gosford West	General Revenue and Restricted Assets	Leisure and Lifestyle	\$330,500
L1.053	Carpark repairs and stabilisation at Sports grounds	Woy Woy	Gosford West	General Revenue	Open Space and Recreation	\$125,000
L1.054	Redevelopment of James Browne Oval	Woy Woy	Gosford West	General Revenue	Open Space and Recreation	\$299,660
L1.055	Roger Park - carpark repairs and stabilisation	Woy Woy	Gosford West	General Revenue	Open Space and Recreation	\$110,000
L1.056	Rogers Park Fields 2-3 amenities building redevelopment - design (2019-20) and construct (2020-21)	Woy Woy	Gosford West	General Revenue	Open Space and Recreation	\$50,000
L1.057	Leisure Centres - CRM upgrade, security and access control improvements	region wide	Region Wide	General Revenue	Leisure and Lifestyle	\$125,000
L1.058	Fitness Equipment Program for parks and play spaces	Region wide	Region Wide	General Revenue	Open Space and Recreation	\$70,000
L1.059	Flood Lighting Upgrade Program - SCADA upgrade	Region wide	Region Wide	General Revenue	Open Space and Recreation	\$130,000
L1.060	Sports ground fencing upgrades	Region wide	Region Wide	General Revenue	Open Space and Recreation	\$350,000
L1.061	Tennis Facility Program: Program of rolling works projects to renew and upgrade the existing tennis assets	Region wide	Region Wide	General Revenue	Open Space and Recreation	\$299,300
L1.062	Construction of Waste storage facilities at sports grounds	Region wide	Region Wide	General Revenue	Open Space and Recreation	\$140,000
L1.063	Drainage Improvements Program - sand grooving of existing playing field drainage systems	Region wide	Region Wide	General Revenue	Open Space and Recreation	\$120,000
L1.064	Replacement of damaged equipment at various sports grounds	Region wide	Region Wide	General Revenue	Open Space and Recreation	\$125,000
L1.065	Synthetic wicket replacements at EDSACC North and Harry Moore	Region wide	Region Wide	General Revenue	Open Space and Recreation	\$32,000

Healthy lifestyles for a growing community

Ref No.	Project	Suburb	Ward / Region	Funding Source	Responsible Unit	Budget
L1.066	Bateau Bay Hall - kitchen upgrade	Bateau Bay	The Entrance	General Revenue	Facilities and Asset Management	\$12,200
L1.067	Bateau Bay Hall - Replace Vinyl Floor	Bateau Bay	The Entrance	General Revenue	Facilities and Asset Management	\$10,500
L1.068	EDSACC Masterplan: Program of rolling works projects to renew and upgrade the existing asset	Bateau Bay	The Entrance	Special Rate Variation	Open Space and Recreation	\$50,000
L1.069	EDSACC amenities insurance	Bateau Bay	The Entrance	General Revenue	Open Space and Recreation	\$1,100,000
L1.070	Myrtle Brush Hall - replace rusted perimeter fence, replace guttering and front verandah awning	Berkeley Vale	The Entrance	General Revenue	Facilities and Asset Management	\$28,000
L1.071	Chittaway Point Community Hall - remove old BBQ shelter and construct new shelter, extend existing slab and construct new footpath and pram ramp, install accessible hand rails	Chittaway Bay	The Entrance	General Revenue	Facilities and Asset Management	\$26,000
L1.072	Amenities building refurbishment at Chittaway Oval	Chittaway Bay	The Entrance	General Revenue	Open Space and Recreation	\$300,000
L1.073	Brooke Avenue Childcare - kitchen replacement	Killarney Vale	The Entrance	General Revenue	Facilities and Asset Management	\$14,000
L1.074	Outdoor gym at The Entrance	The Entrance	The Entrance	General Revenue	Community Partnerships	\$70,000
L1.075	The Entrance Community Centre - new fence, electric gate and replacement of fence panels	The Entrance	The Entrance	General Revenue	Facilities and Asset Management	\$52,850
L1.076	The Entrance Ocean Baths - remedial works, including painting, pumps, works to grandstand	The Entrance	The Entrance	General Revenue	Leisure and Lifestyle	\$210,000
L1.077	The Entrance Ocean Baths - refurbish change and toilet facilities	The Entrance	The Entrance	Special Rate Variation	Leisure and Lifestyle	\$225,000

Healthy lifestyles for a growing community

Ref No.	Project	Suburb	Ward / Region	Funding Source	Responsible Unit	Budget
L1.078	North Entrance Surf Life Saving Club - toilets and change rooms	The Entrance North	The Entrance	General Revenue	Facilities and Asset Management	\$210,000
L1.079	The Entrance Community Centre - reroofing Building D and Building E	The Entrance North	The Entrance	General Revenue	Facilities and Asset Management	\$71,200
L1.081	Wamberal Hall - replacement of roof sheeting, gutters, fascia and downpipes	Wamberal	The Entrance	General Revenue	Facilities and Asset Management	\$55,000
L1.083	Kanwal Oval - install sub-soil drainage	Kanwal	Wyong	General Revenue	Open Space and Recreation	\$120,000
L1.084	Narara Oval - install new drainage and irrigation system to playing fields 1 -3 and relevel playing fields	Narara	Wyong	General Revenue	Open Space and Recreation	\$20,000
L1.085	Narara Skate Park - feasibility and concept design	Narara	Wyong	General Revenue	Open Space and Recreation	\$50,000
L1.086	Bill Sohler / Ourimbah Tennis Facility resurfacing	Ourimbah	Wyong	Special Rate Variation	Open Space and Recreation	\$115,000
L1.087	Replace public toilet at Don Small Oval	Tacoma	Wyong	General Revenue	Facilities and Asset Management	\$180,000
L1.089	Warnervale Oval redevelopment	Warnervale	Wyong	General Revenue	Open Space and Recreation	\$300,000
L1.090	Maidens Brush Oval - drainage and irrigation installation	Wyoming	Wyong	General Revenue	Open Space and Recreation	\$120,000
L1.091	Wyong Pool - replacement of roof on announcer's room and storeroom / filtration room	Wyong	Wyong	General Revenue	Facilities and Asset Management	\$15,000
L1.092	Wyong Olympic Pool - creation of an accessible change area	Wyong	Wyong	General Revenue	Leisure and Lifestyle	\$80,000
L1.093	St Barnabas Church - construction	Yarramalong	Wyong	General Revenue	Facilities and Asset Management	\$345,000
L1.094	St Barnabas Church - foundation renewal	Yarramalong	Wyong	General Revenue	Facilities and Asset Management	\$30,000

Healthy lifestyles for a growing community

Ref No.	Project	Suburb	Ward / Region	Funding Source	Responsible Unit	Budget
L1.095	Implement Disability Inclusion Action Plan projects at community halls	Region Wide	Region Wide	General Revenue	Facilities and Asset Management	\$485,000
L1.096	Wamberal Surf Club Deck extension	Wamberal	The Entrance	Restricted Assets	Facilities and Asset Management	\$177,000
L1.097	Terrigal Trojans Clubhouse works	Terrigal	Gosford East	Restricted Assets	Facilities and Asset Management	\$227,000
L1.098	Upgrade to Lake Haven Leisure Centre building	Lake Haven	Budgewoi	General Revenue	Facilities and Asset Management	\$400,000
L1.099	Floodlight Installation at Hylton Moore Baseball Park	Springfield	Gosford East	General Revenue and Restricted Assets	Open Space and Recreation	\$304,400
L1.100	Replace 5,000 seats at Central Coast Stadium	Gosford	Gosford West	General Revenue	Business Enterprise	\$297,000
L1.101	Sir Joseph Banks Oval irrigation, drainage and floodlighting upgrade	Bateau Bay	The Entrance	General Revenue	Open Space and Recreation	\$50,000
L1.102	Water fountain at Duffy's Oval	Terrigal	Gosford East	Restricted Assets	Open Space and Recreation	\$10,000
L1.103	Water fountain at Frost Reserve	Kincumber	Gosford East	Restricted Assets	Open Space and Recreation	\$10,000
L1.104	Install Ex-HMAS Adelaide Mast	Terrigal	Gosford East	General Revenue and Restricted Assets	Open Space and Recreation	\$71,012
L3.001	Remodel and upgrade meeting spaces at Lake Haven Library	Lake Haven	Budgewoi	General Revenue	Libraries	\$42,000
L3.002	Replace carpet at Kincumber Library	Kincumber	Gosford East	General Revenue	Libraries	\$35,350
L3.003	Collection processing facility upgrade at Umina Library	Umina Beach	Gosford West	General Revenue	Libraries	\$49,650
L3.004	Replace carpet at Umina Library	Umina Beach	Gosford West	General Revenue	Libraries	\$18,000
L3.005	Upgrade exterior of Umina Library	Umina Beach	Gosford West	General Revenue	Libraries	\$28,600
L3.006	Installation of dividing wall in Meeting Room at Woy Woy Library	Woy Woy	Gosford West	General Revenue	Libraries	\$5,000
L3.007	Library Lending Resource Purchases - books	Region wide	Region Wide	General Revenue	Libraries	\$801,000

Healthy lifestyles for a growing community

Ref No.	Project	Suburb	Ward / Region	Funding Source	Responsible Unit	Budget
L3.008	Upgrade office and storage space at Bateau Bay Library	Bateau Bay	The Entrance	General Revenue	Libraries	\$4,000
L3.009	Redesign of workroom and office at The Entrance Library	The Entrance	The Entrance	General Revenue	Libraries	\$64,000
L3.010	Upgrade rear working dock and kitchenette at Tuggerah Library	Tuggerah	The Entrance	General Revenue	Libraries	\$60,000
L3.011	Upgrade of children's bathrooms at Little Coast Kids Kanwal	Kanwal	Wyong	General Revenue	Learning and Education	\$35,000
L3.012	Replacement of shade and awnings at Niagara Park Children's Centre	Niagara Park	Wyong	General Revenue	Learning and Education	\$51,000
L3.013	Upgrade of outdoor storage at Niagara Park Children's Centre	Niagara Park	Wyong	General Revenue	Learning and Education	\$12,000
L3.015	Refurbishment of Erina Library and Meeting Rooms	Erina	Gosford East	Restricted Assets	Libraries	\$145,244
L4.001	Upgrade of Correa Bay Boat Ramp	Woy Woy	Gosford West	General Revenue	Open Space and Recreation	\$415,000
L4.002	Central Coast Regional Sports and Recreation Complex	Tuggerah	Region Wide	General Revenue	Open Space and Recreation	\$600,000
L4.003	Upgrade South Tacoma boat ramp, jetty and carpark	Tacoma South	Wyong	General Revenue	Open Space and Recreation	\$500,000
Grant Funded Projects						
L1.080	Adelaide Street Oval amenities upgrade	Tumbi Umbi	The Entrance	Grant Funding	Open Space and Recreation	\$908,616
L1.088	Rebuild Don Small Oval clubhouse and refurbishment of amenities / change rooms	Tacoma	Wyong	Grant Funding	Open Space and Recreation	\$1,512,000
L1.027	Terrigal Rock Pool	Terrigal	Gosford East	Grant Funding	Open Space and Recreation	\$243,738
L1.082	Wamberal Surf Club - roof replacement	Wamberal	The Entrance	Grant Funding	Facilities and Asset Management	\$250,000
L1.083	Kanwal Oval - install sub-soil drainage	Kanwal	Wyong	Grant Funding	Open Space and Recreation	\$150,000
L1.052	Peninsular Leisure Centre water play park	Woy Woy	Gosford West	Grant Funding	Leisure and Lifestyle	\$569,500

Healthy lifestyles for a growing community

Ref No.	Project	Suburb	Ward / Region	Funding Source	Responsible Unit	Budget
L1.101	Sir Joseph Banks Oval irrigation, drainage and floodlighting upgrade	Bateau Bay	The Entrance	Grant Funding	Open Space and Recreation	\$150,000
L4.003	Upgrade South Tacoma boat ramp, jetty and carpark	Tacoma South	Wyong	General Revenue	Open Space and Recreation	\$299,000
L4.004	Construction of community building on Margaret Street	Wyong	Wyong	Grant Funding	Economic Development and Project Delivery	\$937,500
Pending Grant Funding Projects						
L3.014	Local Library Priority Grant	Region wide	Region Wide	Pending Grants	Libraries	\$65,000



FINANCIAL INFORMATION



FINANCIAL OVERVIEW

2019-20

Financial Summary

The operational budget which was publically exhibited from 1 April to 1 May 2019 had an operating deficit before capital grants and contributions of \$7.7M. This reflected Council's focus on continuing to align services, consolidation of information on one technology platform. The major changes to 2019-20 operating income and expenditure include:

- an increase in electricity costs of \$4.0million;
- an increase in fuel costs of \$1.4million; and
- an adjustment in annual charges and user charges in line with Council's Independent Pricing and Regulatory Tribunal (IPART) submission. The updated operational plan 2019-20 now reflects the final IPART determinations issued on 24 May 2019.

Council's operating expenditure budget is \$556.4 million for essential services. Council's estimated operating income for the 2019-20 financial year is \$537.8 million which results in an operating deficit of \$18.6 million before capital grants and contributions. A further \$235.6 million for capital works has been budgeted for the 2019-20 financial year.

In IPART's final determination Council will recover 10.2% less revenue than proposed in Council's submission over the 3 year determination period (IPART final report page 9). IPART's decision is based on the assessed efficient levels of forecast operating expenditure, historical and forecast capital expenditure to be included in the regulatory asset base, the weighted average cost of capital (WACC) and the allowances for tax and working capital. Further detail is provided in *Rates, Annual Charges and User Charges and Fees and Operating Expenditure* sections.

Since the draft operational plan 2019-20 was publically exhibited in April 2019 the following changes have been made to the budget for 2019-20:

- Increase in emergency services levy payable to the NSW Government by \$0.5M
- Net adjustments of \$10.4M to reflect IPART's final determination issued on 24 May 2019
 - Reduction in annual charges for water, sewer and stormwater drainage
 - Reduction in water usage charges
 - Increase in sewerage usage charges
 - Reduction in employee costs and materials and contracts

The table below provides a summary of the Central Coast Council budget for 2019-20. The tables included in the Financial Information section are subject to rounding.

Key Financial Information	2019-20 Proposed Budget \$M	2019-20 Public Exhibition Budget \$M	2019-20 Changes Post Pubic Exhibition \$M	2018-19 Q3 Budget \$M
Financial Performance				
Operating Income	537.8	560.1	(22.3)	563.0
Operating Expenditure	556.4	567.8	(11.4)	561.3
Net Operating Result (before Capital Grants and Contributions)	(18.6)	(7.7)	(10.9)	1.7
Capital Grants and Contributions	52.4	52.4	0.0	51.6
Operating Result	33.8	44.7	(10.9)	53.3
Capital Expenditure	235.6	223.2	12.4	192.3

Priority Areas

To ensure Council is spending in accordance with the community priorities identified in the Community Strategic Plan (CSP), 84.8% of operating and capital expenditure will be invested in the following priority areas:

Priority Areas	CSP Theme	Operational Expenditure [*] \$M	Capital Expenditure \$M	Total Spend \$M	% of Total Spend
Roads Transport and Drainage	Responsible	112.26	74.97	187.24	23.64%
Water and Sewer	Responsible	156.70	39.75	196.46	24.81%
Waste Services and Business Development	Green	85.39	4.33	89.72	11.33%
Open Space and Recreation	Liveable	28.32	25.17	53.49	6.75%
Leisure and Lifestyle	Liveable	18.40	3.12	21.51	2.72%
Waterways and Coastal Protection	Green	12.30	2.75	15.05	1.90%
Natural and Environmental Assets	Green	19.53	3.06	22.59	2.85%
Facilities and Asset Management	Liveable	10.64	18.15	28.79	3.64%
Business Enterprises	Smart	16.68	5.55	22.23	2.81%
Economic Development and Project Delivery	Responsible	1.98	9.39	11.36	1.43%
Learning and Education	Liveable	10.57	0.15	10.72	1.35%
Libraries	Liveable	11.23	1.25	12.48	1.58%
Total		484.01	187.63	671.64	84.80%
% of Total Spend		87.0%	79.6%	84.8%	

^{*} includes corporate overheads allocated for support services

Council's spending is focused on maintaining and/or improving service levels and asset management. The plan also invests in the continued alignment of Council's processes to improve customer service, automation, measurement and efficiency.

Income Statement – Water Supply Authority

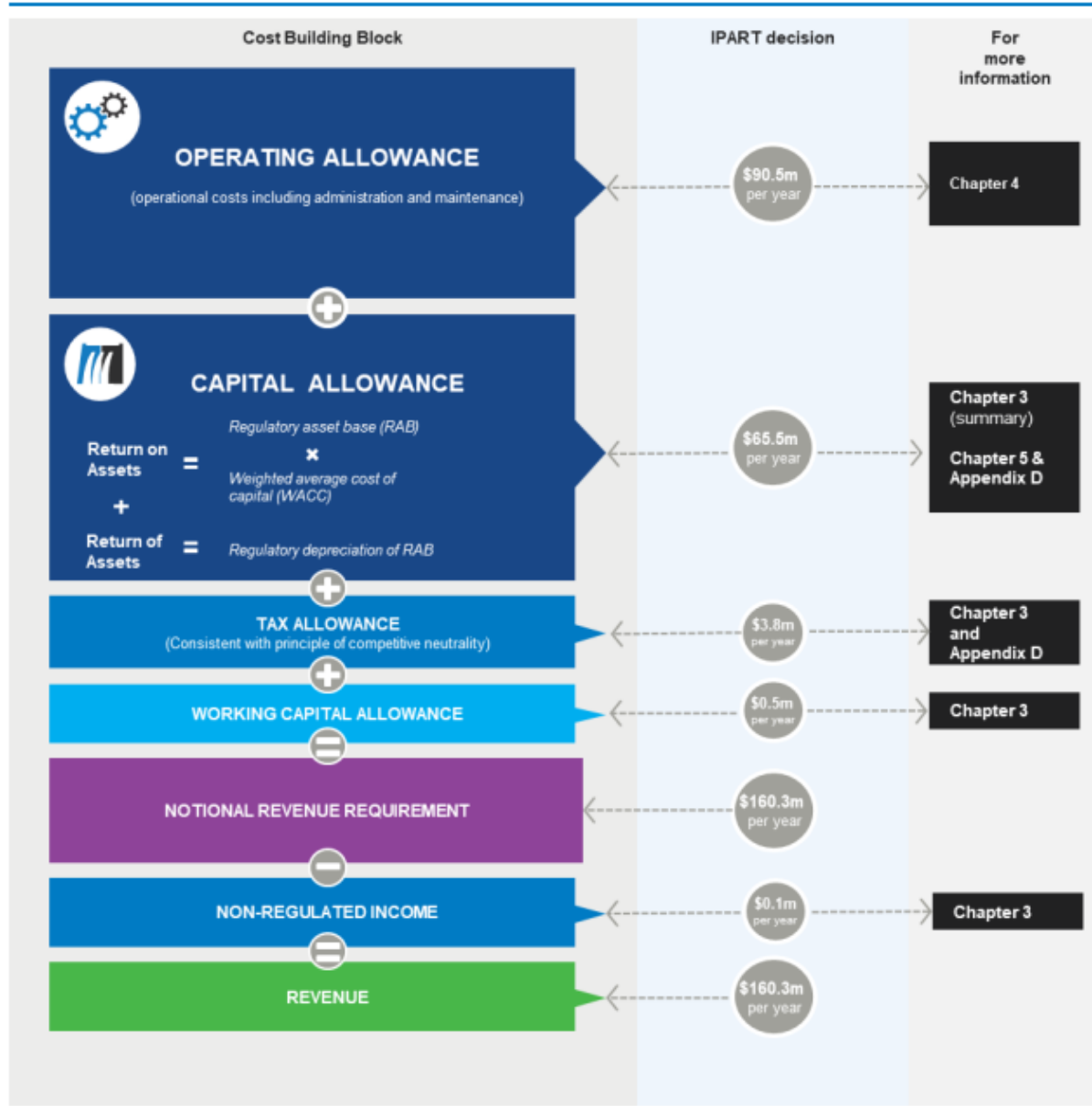
The table below provides a summary of the impact of the IPART determination on Council's Water Supply Authority budget for 2019-20.

	2019-20 Included in Council's Proposed Budget \$M	2019-20 Included in Public Exhibition Budget \$M	2019-20 Changes Post Public Exhibition \$M	2018-19 Q3 Budget \$M
Operating Income				
Rates and Annual Charges	77.2	108.2	(31.0)	119.3
User Charges and Fees	78.5	69.8	8.8	70.3
Interest and Investment Revenue	5.4	5.4	0.0	5.6
Other Revenue	0.1	0.1	0.0	0.4
Operating Grants and Contributions	3.4	3.4	0.0	3.1
Total Income attributable to Operations	164.6	186.9	(22.3)	198.7
Operating Expenditure				
Employee benefits and on-costs	32.5	32.9	(0.4)	31.7
Borrowing Costs	14.0	14.0	0.0	15.9
Materials and Contracts	61.4	72.9	(11.5)	63.0
Depreciation and Amortisation	74.7	74.7	0.0	75.5
Other Expenses	1.8	1.8	0.0	2.0
Total Expenditure attributable to Operations	184.3	196.2	(11.9)	188.0
Operating Surplus excluding Capital Grants and Contributions	(19.7)	(9.4)	(10.4)	10.7
Capital Grants and Contributions	24.4	24.4	0.0	11.1
Operating Surplus including Capital Grants and Contributions	4.7	15.1	(10.4)	21.8

Council developed the 2019-20 operational plan including operational and capital works budgets based on the submission made to IPART for water, sewer and drainage services which apply from 1 July 2019.

In IPART's final determination Council will recover 10.2% less revenue than proposed in Council's submission over the 3 year determination period which equates to \$54.4 million. IPART determines the Notional Revenue Requirement (NRR) is calculated on building blocks which incorporate prudent and efficient operating and capital expenditure. Figure 3.1 below has been taken from page 29 of IPART's Review of Central Coast Council's water, sewerage and stormwater prices to apply from 1 July 2019 (Final Report Water May 2019), referred to as *IPART's Final Report*, explaining the building block model and the average NRR over the 3 year determination period.

Figure 3.1 The building block model



Note: numbers may not add due to rounding.

The table below summarises the changes in the NRR between Council's submission and IPART's draft and final determinations and is in \$2018-19.

		\$M, \$2018-19			
Services		2019-20	2020-21	2021-22	Total
Water	Council's proposal	77.7	78.5	79.7	235.8
	IPART Draft Decision	73.6	73.4	74.6	221.6
	IPART Final Decision	72.2	72.2	73.9	218.3
	Difference between Council's Submission and Final Determination	(5.5)	(6.3)	(5.8)	(17.5)
	Difference between Draft and Final Determination	(1.4)	(1.2)	(0.7)	(3.3)
	<i>Difference Final Determination</i>	-7.1%	-8.0%	-7.3%	-7.4%
Sewerage	Council's proposal	81.9	82.5	83.1	247.5
	IPART Draft Decision	74.2	74.1	74.4	222.7
	IPART Final Decision	72.6	72.5	72.8	217.9
	Difference between Council's Submission and Final Determination	(9.3)	(10.0)	(10.3)	(29.6)
	Difference between Draft and Final Determination	(1.6)	(1.6)	(1.6)	(4.8)
	<i>Difference Final Determination</i>	-11.3%	-12.1%	-12.4%	-12.0%
Stormwater	Council's Proposal	17.0	17.5	17.9	52.4
	IPART Draft Decision	15.0	15.2	15.5	45.7
	IPART Final Decision	14.8	15.0	15.3	45.1
	Difference between Council's Submission and Final Determination	(2.2)	(2.5)	(2.6)	(7.3)
	Difference between Draft and Final Determination	(0.2)	(0.2)	(0.2)	(0.6)
	<i>Difference Final Determination</i>	-12.8%	-14.3%	-14.5%	-13.9%
Total	Council's Proposal	176.5	178.4	180.7	535.7
	IPART Draft Decision	162.8	162.7	164.5	490.0
	IPART Final Decision #	159.6	159.7	162.0	481.3
	Difference between Council's Submission and Final Determination	(16.9)	(18.7)	(18.7)	(54.4)
	Difference between Draft and Final Determination	(3.2)	(3.0)	(2.5)	(8.7)
	<i>Difference Final Determination</i>	-9.6%	-10.5%	-10.4%	-10.2%

In IPART's draft determination it was proposed that Council would recover 8.5% less revenue over the 3 year determination period. The change in the NRR from the draft determination to the final determination is mainly due to the following changes:

- Water, Sewer and Stormwater Drainage Service Charges have been reduced due to a change in the Weighted Average Cost of Capital (WACC) set at 4.0% in the final determination due to updated inflation forecasts. In the draft determination the WACC was set at 4.2%. The change in the WACC reduces Council's NRR by approximately \$3.8M per year over the 3 year determination period (*IPART final report page 11*).
- IPART's final decision has allowed for a Regulatory Asset Base of \$197.2M over the 3 year determination period (prudent and efficient capital expenditure). This is an increase from \$178.1M from the draft determination. The change in capital expenditure is for the re-profiling of the Mardi to Warnervale Pipeline project in the 2020-21 and 2021-22 financial years. (*IPART final report pages 11 and 57 and 61*)

CPI used to calculate the \$2019-20 charges is 1.3% in the final determination which changed from 1.7% in the draft determination.

In setting the prices for water, sewer and stormwater drainage IPART has made a decision for Council to recover the NRR over the 3 year determination period to smooth the impact on customers (*IPART final report page 25*). This means that Council will recover less income in year one than the calculated NRR which will be recovered in years 2 and 3. The table below is based on information from page 25 of IPART's Final Report Table 3.2 Target revenue from prices (\$million, \$2018-19). We have added in the Difference - \$ row for clarity.

	\$M, \$2018-19			
	2019-20	2020-21	2021-22	Total
NRR	159.6	159.7	162.0	481.3
Target revenue from prices	157.7	160.7	163.0	481.4
Difference - \$	(1.9)	1.0	1.0	0.1
Difference - %	-1.2%	0.6%	0.6%	0.0%

The operating and capital expenditure allowances provided for in the notional revenue requirement (NRR) calculation are lower than Council's submission to IPART.

Table 3.3 below has been taken from page 30 of IPART's Final Report. There was no change to the operating expenditure allowance between the draft and final determinations.

Table 3.3 Operating expenditure allowance (\$million, \$2018-19)

	2019-20	2020-21	2021-22
Decision	91.4	89.9	89.8
Council's proposal	103.1	102.6	102.0
Difference (\$)	-11.6	-12.7	-12.2
Difference (%)	-11.3	-12.4	-12.0

The impact on Council's 2019-20 operational budget from the overall reduction in revenue and expenditure is an increase in the operating deficit before capital grants and contributions of \$10.4 million for the Water Supply Authority to \$19.7 million. The table below summarises the Income Statement lines which have changed as Council has adjusted the 2019-20 budgets to reflect the final determinations.

	2019-20 Budget - \$M			
	Water	Sewer	Drainage	Total
Rates and Annual Charges	(3.2)	(24.8)	(3.0)	(31.0)
User Charges and Fees	(5.0)	13.8	0.0	8.8
Employee Costs	2.0	(2.0)	0.4	0.4
Materials and Contracts	4.8	5.5	1.1	11.5
Total Impact on Operating Result before Capital Income	(1.4)	(7.5)	(1.5)	(10.4)

As outlined in Council's submission to IPART over the 2013 determination period Council has received more income than forecasted in the determination which is largely due to higher water usage (Council's submission page 56). From the 2013-14 to 2017-18 financial years it is estimated that Council's actual income was \$42.0 million more than IPART's 2013 determination. This excludes any additional income from higher water usage for the 2018-19 financial year.

The additional income is reflected in the operating surpluses that the Water Supply Authority has reported since amalgamation. The table below summarises the Water Supply Authority function operating surpluses since amalgamation.

	13 May 2016 to 30 June 2017 Actuals (13.5 months) \$'000	2017-18 Actuals (12 months) \$'000	2018-19 Q3 Forecast (12 months) \$'000	2019-20 Proposed Budget (12 months) \$'000
Operating Income	226,377	204,070	198,717	164,579
Operating Expenditure	213,532	212,046	188,011	184,305
Operating Surplus/(Deficit) excluding Capital Income	12,845	(7,976)	10,706	(19,726)
Revaluation decrement / impairment of IPP&E		26,007		
Adjusted Operating Result excluding Capital Income	12,845	18,031	10,706	(19,726)
Capital Income	37,548	25,729	11,121	24,422
Operating Surplus/(Deficit) including Capital Income	50,393	17,753	21,827	4,696

Since Central Coast Council was formed on 12 May 2016 the cumulative operating surplus (before capital income) from 13 May 2016 to 30 June 2018 is \$30.9 million. The forecasted operating surplus (before capital income) for the year ended 30 June 2019 is \$10.7 million, based on the 2018-19 Q3 budget review.

These operating surpluses estimated to total \$41.6 million will offset the operating deficit before capital grants and contributions of \$19.7 million in 2019-20.

Further detail is provided in *Rates, Annual Charges and User Charges and Fees* and *Operating Expenditure* sections.

Income Statement – Central Coast Council (all services and functions including Water Supply Authority)

The table below provides a summary of the changes to Council's budget for 2019-20 since public exhibition which reflect the adjustments to water, sewerage and stormwater drainage services from IPART's final determinations and the increase to Council's emergency services levy contribution.

In early May 2019 Council was advised by the NSW Office of Local Government of the increase to Council's emergency services levy contribution for the 2019-20 financial year. Council's contribution increased by \$0.6 million or 14.9% from 2018-19. In the preparation of the 2019-20 operational budget Council staff did allow for a CPI increase of \$0.1 million (which was included in the publically exhibited budget). Included in the final operational budget for 2019-20 is an increase of \$0.5 million as the first quarterly instalment is due in September 2019 which is prior to the first quarterly budget review. This increase is reflected in Other Expenses.

	2019-20 Proposed Budget \$M	2019-20 Public Exhibition Budget \$M	2019-20 Changes Post Public Exhibition \$M	2018-19 Q3 Budget \$M
Operating Income				
Rates and Annual Charges	318.1	349.1	(31.0)	352.5
User Charges and Fees	144.7	135.9	8.8	135.6
Interest and Investment Revenue	14.4	14.4	0.0	15.0
Other Revenue	13.7	13.7	0.0	13.8
Operating Grants and Contributions	45.4	45.4	0.0	46.0
Net Gain on Disposal of Assets	1.5	1.5	0.0	0.0
Total Income attributable to Operations	537.8	560.1	(22.3)	563.0
Operating Expenditure				
Employee benefits and on-costs	207.6	208.0	(0.4)	192.1
Borrowing Costs	16.8	16.8	0.0	18.7
Materials and Contracts	98.0	109.6	(11.5)	119.3
Depreciation and Amortisation	139.0	139.0	0.0	142.1
Other Expenses	94.9	94.4	0.5	89.1
Total Expenditure attributable to Operations	556.4	567.8	(11.4)	561.3
Operating Surplus excluding Capital Grants and Contributions	(18.6)	(7.7)	(10.9)	1.7
Capital Grants and Contributions	52.4	52.4	0.0	51.6
Operating Surplus including Capital Grants and Contributions	33.8	44.7	(10.9)	53.3

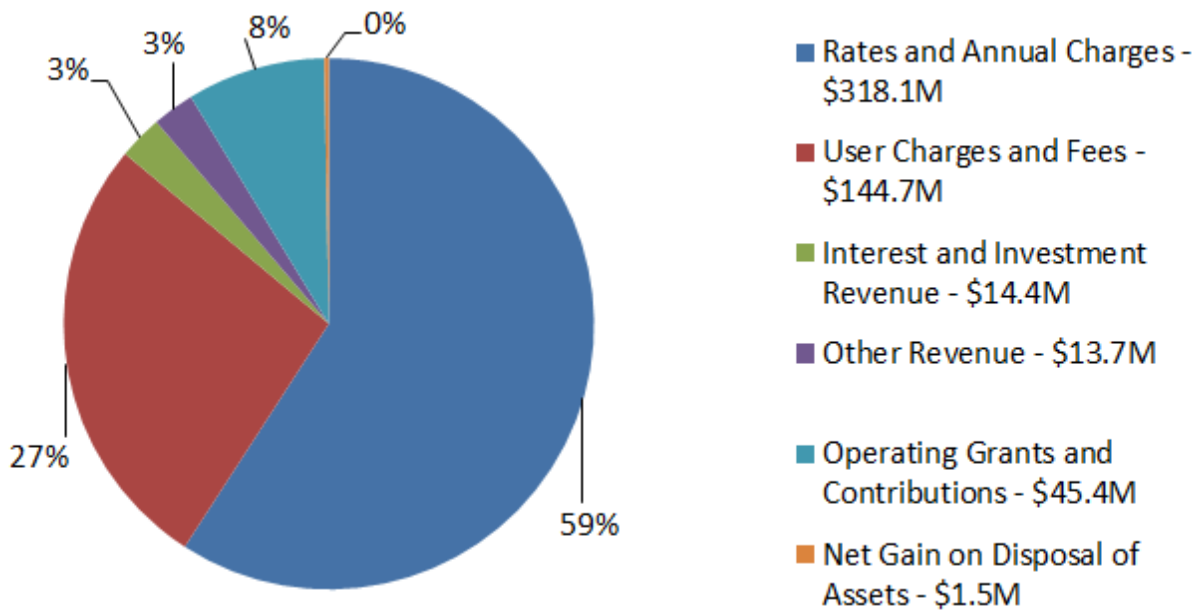
The operating surpluses from the Water Supply Authority since amalgamation are also reflected in Council's consolidated results. The table below summarises Council's operating surpluses since amalgamation.

	13 May 2016 to 30 June 2017 Actuals (13.5 months) \$'000	2017-18 Actuals (12 months) \$'000	2018-19 Q3 Forecast (12 months) \$'000	2019-20 Proposed Budget (12 months) \$'000
Operating Income	633,429	562,277	562,962	537,791
Operating Expenditure	567,996	584,978	561,271	556,381
Operating Surplus/(Deficit) excluding Capital Income	65,433	(22,701)	1,691	(18,590)
Revaluation decrement / impairment of IPP&E		35,221		
Adjusted Operating Result excluding Capital Income	65,433	12,520	1,691	(18,590)
Capital Income	90,270	88,915	51,646	52,419
Operating Surplus/(Deficit) including Capital Income	155,703	66,214	53,337	33,829

Since Central Coast Council was formed on 12 May 2016 the cumulative operating surplus (before capital income) from 13 May 2016 to 30 June 2018 is \$78.0 million. The forecasted operating surplus (before capital income) for the year ended 30 June 2019 is \$1.7 million, based on the 2018-19 Q3 budget review. These operating surpluses estimated to total \$79.7 million will offset the operating deficit before capital grants and contributions of \$18.6 million in 2019-20.

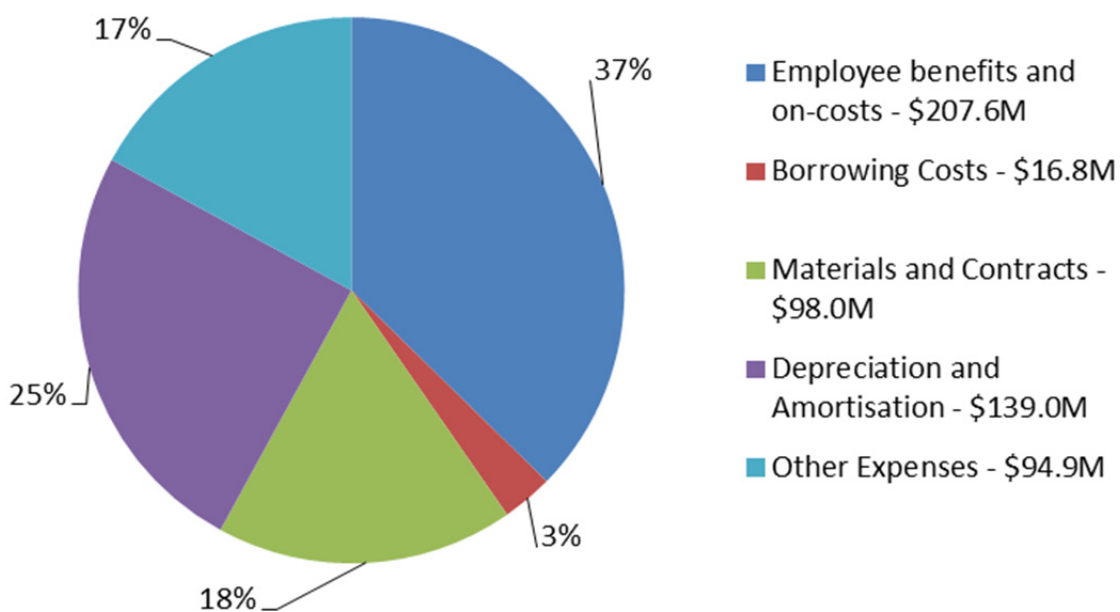
Operating Income

Council is budgeted to receive \$537.8 million in operating income for 2019-20.



Operating Expenditure

Council's budgeted operating expenditure is \$556.4 million for 2019-20.



Capital Works Program – Water Supply Authority

IPART’s draft determination decreased Council’s 3 year capital expenditure by \$107.0 million or 37.5% which includes a reduction in the NRR to reflect deferred capital projects from the 2013 determinations. The final determination reflected a change in capital expenditure for 2020-21 and 2021-22 to allow for higher a capital expenditure allowance compared to IPART’s draft decision, to reflect actual progress made by the Council on key projects (page 11 of IPART’s final report).

The re-profiling of Council’s proposed capital expenditure allowance is based on IPART’s best view of the capital expenditure Council can efficiently deliver during the 2019 determination and is not a reflection on whether IPART considers the capital expenditure prudent and efficient.

IPART has stated on page 61 of the Final Report “If the Council spends more than its allowance over the 2019 determination period (eg, if it progresses the Mardi to Warnervale Pipeline or Mangrove Creek Dam Spillway project faster than we anticipate), we will roll its actual capital expenditure into the RAB at the next price review if we deem this expenditure to be prudent and efficient.”

The table below summaries the changes in the prudent and efficient capital expenditure between Council’s submission and IPART’s draft and final determinations and is in \$2018-19.

		\$M, \$2018-19			
Services		2019-20	2020-21	2021-22	Total
Water	Council’s proposal	21.7	69.7	46.2	137.5
	IPART Draft Decision	14.1	32.9	27.1	74.1
	IPART Final Decision	14.1	42.6	36.5	93.2
	Difference between Council's Submission and Final Determination	(7.6)	(27.1)	(9.7)	(44.3)
	Difference between Draft and Final Determination	0.0	9.7	9.4	19.1
	<i>Difference Draft Determination</i>	-34.8%	-52.9%	-41.3%	-46.1%
	<i>Difference Final Determination</i>	-34.7%	-38.9%	-21.1%	-32.3%
Sewerage	Council’s proposal	39.8	34.4	41.9	116.1
	IPART Draft Decision	24.4	25.4	26.1	76.0
	IPART Final Decision	24.4	25.4	26.1	76.0
	Difference between Council's Submission and Final Determination	(15.4)	(9.0)	(15.8)	(40.1)
	Difference between Draft and Final Determination	0.0	0.0	0.0	0.0
	<i>Difference Draft Determination</i>	-38.6%	-26.1%	-37.7%	-34.5%
	<i>Difference Final Determination</i>	-38.6%	-26.1%	-37.6%	-34.5%
Stormwater	Council’s Proposal	10.4	10.4	10.6	31.5
	IPART Draft Decision	9.8	9.6	8.7	28.0
	IPART Final Decision	9.8	9.6	8.7	28.0
	Difference between Council's Submission and Final Determination	(0.6)	(0.8)	(1.9)	(3.5)
	Difference between Draft and Final Determination	0.0	0.0	0.0	0.0
	<i>Difference Draft Determination</i>	-5.9%	-8.3%	-18.6%	-11.0%
	<i>Difference Final Determination</i>	-5.8%	-8.3%	-18.5%	-10.9%
Total	Council’s Proposal	71.8	114.5	98.7	285.1
	IPART Draft Decision	48.4	67.8	61.9	178.1
	IPART Final Decision	48.4	77.6	71.3	197.2
	Difference between Council's Submission and Final Determination	(23.4)	(36.9)	(27.4)	(87.9)
	Difference between Draft and Final Determination	0.0	9.8	9.4	19.1
	<i>Difference Draft Determination</i>	-32.6%	-40.8%	-37.3%	-37.5%
	<i>Difference Final Determination</i>	-32.7%	-32.3%	-27.8%	-30.8%

In the publically exhibited operational plan 2019-20 the water and sewer projects totalled \$50.3 million with an adjustment of \$11.9 million to show an overall Water and Sewer capital works program to \$38.4 million based on the initial estimates of potential capital works reductions from initial discussions with IPART. Since the final determination has been received Water and Sewer have now identified the projects which will be deferred from 2019-20 to future financial years as part of the \$11.9 million reduction.

Water and Sewer's capital works program totals \$39.8 million for 2019-20 which represents IPART's capital allowance of \$38.5 million and additional grant funded capital works.

Capital Works Program – Central Coast Council (all services and functions including Water Supply Authority)

Council has budgeted to invest \$235.6 million on assets in 2019-20, an increase of \$12.4M from the publically exhibited capital works program. The changes in the capital works program post public exhibition is largely attributable to grant funding confirmed since the development of the operational plan.

For further information please refer to the Capital Works Program section.

RATES, ANNUAL CHARGES AND USER CHARGES AND FEES

Sources of Revenue

Council's rates, annual charges, and user charges and fees make up 86.1% of Council's total operating revenue for 2019-20. These amounts are applied in accordance with the relevant legislation and are explained in detail below.

Rates

The total amount of ordinary and special rates Council can levy is defined by legislation.

Under the Local Government Act 1993, there is a rate path freeze for merged councils which includes Central Coast Council. This means that Council is required to maintain the rate path that was last applied by the former Gosford City and Wyong Shire Councils. This will apply until 30 June 2020.

The freeze in the rate paths is not a freeze on the amount Council can levy by way of rates. The Independent Pricing and Regulatory Tribunal (IPART) has approved an annual "rate peg" increase, which means that Council's permissible rates income for 2019-20 is the sum of the rates income for each of the former local government areas within Central Coast Council's local government area, as if the amalgamation had not occurred, plus the allowable rate peg set by IPART. For 2019-20 IPART approved a rate peg of 2.7% as the allowable increase in Council's permissible rates income.

Council must use the most current unimproved land values when calculating ordinary and special rates. These values are provided by the NSW Valuer General (VG), the independent statutory authority responsible for determining land values in NSW. The latest values provided by the VG and being used for levying rates in 2019-20 have a base date of 1 July 2016.

Annual Charges

Water, Sewerage and Stormwater Drainage Service Charges

Central Coast Council's water, sewerage and stormwater drainage services and a number of associated ancillary services are declared monopoly services under s. 4 of the Independent Pricing and Regulatory Tribunal Act 1992. Council's prices must therefore be set in accordance with any Independent Pricing and Regulatory (IPART) determined methodologies and/or maximum prices, and are subject to approval by the relevant Minister.

IPART released its final decisions on the maximum prices that Council can charge for water, sewerage and stormwater services on 24 May 2019. The final prices are slightly lower than those proposed by IPART in the draft report issued in April 2019 which is largely due to a change in the Weighted Average Cost of Capital (WACC) changing from 4.2% in the draft determination to 4.0% in the final determination. The change in the WACC is based on updated inflation forecasts.

IPART decided to set prices for three years from 1 July 2019 to 30 June 2022 (the 2019 determination period). IPART issued two determinations:

1. Central Coast Council - Maximum prices for water, sewerage, stormwater drainage and other services from 1 July 2019
2. Bulk water transfers between Hunter Water Corporation and Central Coast Council – Maximum prices from 1 July 2019

IPART's Review of Central Coast Council's water, sewerage and stormwater prices to apply from 1 July 2019 (Final Report Water May 2019), the "Final Report" shows all prices in \$2018-19 unless otherwise stated. IPART's Final Determinations accompanying their Final Report present prices for the 2019 determination period in \$2019-20 (which are the IPART-determined prices listed in the Final Report in \$2018-19, adjusted to \$2019-20 using a CPI figure of 1.3%). This means that prices for the first year of the 2019 determination period (for the 2019-20 financial year) apply as they are presented in the Final Determination. However, prices that apply in the second and third years of the 2019 determination period will need to be adjusted for future changes in CPI. The Final Determination specifies the method the Council must follow when adjusting prices that apply from the second year of the 2019 determination period for future changes in CPI.

Water Service Charges

Whilst Council proposed lower prices for water services in the pricing submission lodged when compared to the 2018-19 financial year charges, IPART's decision has resulted in lower prices. For all residential and non-residential customers the prices are lower than the charges for 2018-19. The table below has been taken from the IPART's Review of Central Coast Council's water, sewerage and stormwater prices to apply from 1 July 2019 (Final Report Water May 2019) which shows the pricing in \$2018-19 (not adjusted for inflation), page 3.

Table 1.1 Water prices from 1 July 2019 (\$2018-19) – without inflation

	2018-19	2019-20	2020-21	2021-22	Council proposed (all years)
Usage charge (\$/kL)					
All customers	2.29	2.00	2.00	2.00	2.20
Annual change (%)		-13%	0%	0%	
Residential service charge (\$/year)					
Gosford	197.81	83.41	83.41	83.41	113.20
Annual change (%)		-58%	0%	0%	
Wyangong	164.63	83.41	83.41	83.41	113.20
Annual change (%)		-49%	0%	0%	
Non-residential 25mm service charge (\$/year)^a					
Gosford	276.05	130.34	130.33	130.33	176.88
Annual change (%)		-53%	0%	0%	
Wyangong	228.14	130.34	130.33	130.33	176.88
Annual change (%)		-43%	0%	0%	

^a Charges for other non-residential customers change in proportion to the size of their water meter, for more information see Chapter 7.

Sewerage Service Charges

Council's pricing submission proposed aligning the sewerage service charges between the former local government areas. IPART has decided to maintain separate prices for the former local government areas.

Overall for residential customers, the 2019-20 sewer service charge is lower than the 2018-19 prices, and do not change in real terms in 2020-21 and 2021-22. The difference between Council's submission and IPART's final determination is the introduction of a fixed sewerage usage charge based on deemed usage (based on a deemed volume) as follows:

- (A) within a Mixed Multi or Multi-Premises: 80/365 kilolitres per day of that period;
- (B) not within a Mixed Multi or Multi-Premises: 125/365 kilolitres per day of that period;

In the 2013 determinations the deemed sewer usage charge formed part of the sewerage service charge. In the 2019 determination they are now 2 separate charges. For more information on the sewerage usage charge for residential customers please refer to the User Fees and Charges section following.

The sewerage usage charge remains at \$0.83 per kilo litre (based on \$2018-19) discharged throughout the 3 year determination period - does not change in real terms in 2020-21 and 2021-22. The sewerage usage charge will be indexed by CPI each year. For the 2019-20 financial year the sewerage usage charge is \$0.84 per kilo litre when the CPI of 1.3% is applied.

The sewerage service charge applied to non-residential customers differs depending on which customer group the customer falls into:

- Service charge reduces for customers in the former Gosford local government area on 2019-20 and does not change in real terms in 2020-21 and 2021-22 (CPI increase in 2020-21 and 2021-22)
- Service charge for small business customers in the former Wyong local government area (those with a 20 mm meter) increases in 2019-20 and does not change in real terms in 2020-21 and 2021-22 (CPI increase in 2020-21 and 2021-22)
- Service charge for all other non-residential customers in the former Wyong local government area (those with a meter size greater than 20 mm) will have an increase in their service charge in over the 3 year determination period as IPART has decided to gradually rebase the sewerage service charge over a 4 year period.

The table below has been taken from the IPART's Review of Central Coast Council's water, sewerage and stormwater prices to apply from 1 July 2019 (Final Report Water May 2019) which shows the pricing in \$2018-19 (not adjusted for inflation), page 4.

Table 1.2 Sewerage prices from 1 July 2019 (\$2018-19) – without inflation

	2018-19	2019-20	2020-21	2021-22	Council proposed (all years)
Residential customers – total charge (\$/year)					
Houses					
▼ Gosford	672.66	488.81	488.81	488.81	538.70
– Annual change (%)		-27%	0%	0%	
▼ Wyong	483.28	457.45	457.45	457.45	538.70
– Annual change (%)		-5%	0%	0%	
Apartments					
▼ Gosford	672.66	451.46	451.46	451.46	538.70
– Annual change (%)		-33%	0%	0%	
▼ Wyong	483.28	420.10	420.10	420.10	538.70
– Annual change (%)		-13%	0%	0%	
Non-residential customers^a					
Usage charge (\$/kL)					
▼ All customers	0.83	0.83	0.83	0.83	0.40
– Annual change (%)		0%	0%	0%	
Service charge – 20mm individual meter (\$/year)^b					
▼ Gosford	548.16	513.41	513.41	513.41	538.70
– Annual change (%)		-6%	0%	0%	
▼ Wyong	358.78	471.60	471.60	471.60	538.70
– Annual change (%)		31%	0%	0%	
Service charge – 40mm individual meter (\$/year)					
▼ Gosford	3,823.86	2,053.64	2,053.64	2,053.64	2,019.80
– Annual change (%)		-46%	0%	0%	
▼ Wyong	1,012.10	1,147.29	1,353.64	1,597.96	2,019.80
– Annual change (%)		13%	18%	18%	

^a For comparison, we have excluded the 150kL annual discharge allowance from 2018-19 non-residential prices, as there will be no explicit discharge allowance from 1 July 2019.

^b From 1 July 2019, the service price for 20mm individual meters will be multiplied by the customer's actual discharge factor, which is less than or equal to 100%. Thus, the prices from 2019-20 onwards are the maximum that customers will pay over the 2019 period.

Stormwater Drainage Charges

Currently there are two designated Drainage Areas in place under the *Water Management Act 2000*. The former Gosford drainage area covered the entire former Gosford LGA, while the drainage area for the former Wyong LGA included all properties within 1.5km and/or east of the M1.

To enable the proposed change, Council will need to apply to the NSW Minister for Water to have the entire Central Coast LGA declared a Drainage Area under the *Water Management Act 2000*. Until this time, the drainage areas for both former LGAs will remain in place.

The stormwater drainage charge from 1 July 2019 will change for non-residential customers as there is an area based charge which is based on the land area of the property. For residential, farmland, non-residential customers classified as low impact and vacant land a fixed stormwater service charge will apply.

Information on assessing properties as low impact for stormwater drainage service charges and the appropriate application form please refer to Council's website www.centralcoast.nsw.gov.au from 1 July 2019. Non-Residential Property owners who do not fall within one of the categories of Property that may be charged a fixed stormwater drainage service charge will be contacted by Council with details of the assessment process to qualify as a low impact customer.

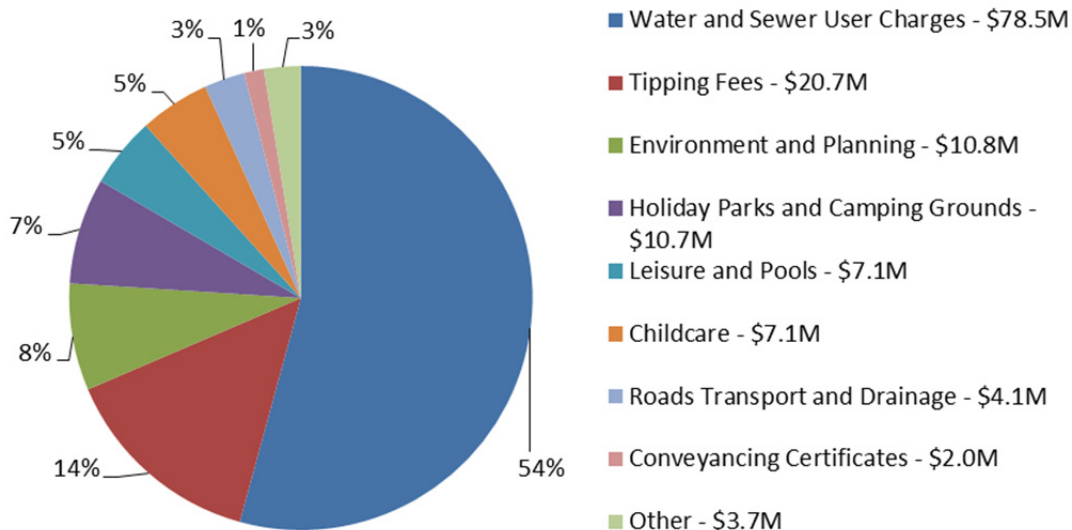
Domestic Waste Management Charge

Central Coast Council provides domestic waste management services including weekly domestic waste (red) bin collection, alternate fortnightly recycling (yellow) and vegetation (green) bin collection and six free kerbside collections per year.

Any amounts charged to residents for the domestic waste management service is "restricted for purpose", which means Council can only recover the cost of providing the service from residents without any profit. Any unspent funds must be restricted and used only to pay for the costs of providing domestic waste management services.

User Charges and Fees

User charges and fees are made of the following:



Water Usage Charges

The maximum water usage charge per kL for all customers (excluding Hunter Water for bulk water) is \$2.00 in \$2018-19 which equates to \$2.03 in \$2019-20 (being \$2.00 + CPI at 1.3%). This is lower than the current charge at \$2.29 per kL.

The bulk water transfer price is \$0.70 per kL between Council and Hunter Water.

Sewerage Usage Charges

For residential customers there is a deemed sewerage usage charge as follows:

Basis of Charge	Annual Charge
Residential properties <i>not within</i> a mixed multi-premises or residential multi-premises – Houses	\$105.00
Residential properties <i>within</i> a mixed multi-premises or residential multi-premises – Apartments	\$67.20

For non-residential customers the sewerage usage price charge is a maximum of \$0.83 per kL in \$2018-19 which is the same as the current year charge. When CPI of 1.3% is applied for the \$2019-20 the charge is \$0.84 per kL.

Other Fees and Charges

Other fees and charges are subject to either competitive forces or legislated maximum charges.

Council sets other fees and charges based on partial (subsidised) cost recovery, full cost recovery or subject to market forces. Pricing categories are disclosed against each fee in the Fees and Charges schedule appearing at *Fees and Charges* of the Operational Plan.

OPERATING AND CAPITAL GRANTS

Grant Funding

Operating grants are provided to Council to fund the delivery of services. Some of the grants are for the delivery of specific services and others are general grants or “untied” grants which means Council can use the funding based on local priorities.

Capital grants are provided to Council to fund renewal or upgrade works on Council assets or for the purchase or construction of new assets.

Financial Assistance Grants

The Australian Government provides the Financial Assistance Grant program to local government under the *Local Government (Financial Assistance) Act 1995* (Commonwealth).

The Financial Assistance Grant (FAG) program consists of two components:

- A general purpose component which is distributed between the states and territories according to population (i.e. on a per capita basis), and
- An identified local road component which is distributed between the states and territories according to fixed historical shares.

Both components of the grant are untied in the hands of local government, allowing councils to spend the grants according to local priorities.

The NSW Local Government Grants Commission recommends the distribution of the funding under the FAG program to NSW local governing bodies in accordance with the *Local Government (Financial Assistance) Act 1995* (Commonwealth) and the National Principles for allocating grants. The grant is paid in equal quarterly instalments by the Australian Government to the NSW Local Government Grants Commission for immediate distribution to local governing bodies in August, November, February and May.

For merged Councils, such as Central Coast Council, it has been confirmed that for four years following amalgamation the FAG allocations will be the total of the amounts that would have been provided to the former Councils as if they had remained as separate entities.

The federal budget for 2019-20 was announced on the 2 April 2019 and the Australian Government proposed to prepay a portion of the 2019-20 FAG. Given the Coalition has been returned to government from the recent May 2019 elections it is likely that the proposed 2019-20 budgets will be adopted. Historically there has been a prepayment of the FAG to Councils in June when the Government has additional funds to expend. At this time no adjustment has been proposed for the FAG in 2019-20. Any changes to the timing of the FAG will be reflected in the quarterly budget review process. The prepayment of the FAG impacts the timing of when the income is recognised (in which financial year), but does not impact the amount which Council receives overall to fund essential services.

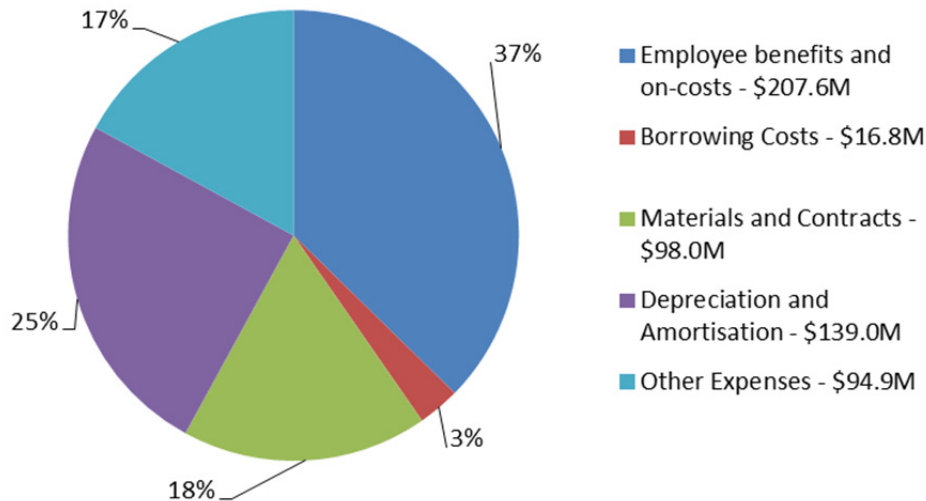
Capital Grants

Capital grants are reflected in Council’s budget when the grant funding has been confirmed as approved by an external grant funding body. During the financial year as part of our quarterly budget reviews any new capital grants confirmed will be reflected in the latest financial forecast.

OPERATING EXPENDITURE

Service Delivery

The proposed 2019-20 budget aims to maintain or improve the services and service levels delivered by Council. Council's projected operational spend on service delivery for 2019-20 is \$556.4 million and is allocated as follows:



Employee Benefits and On-Costs

Employee benefits and on-costs includes salary and wages paid to staff and other direct staff costs such as training, professional development, personal protective equipment (PPE) and workers compensation.

The proposed 2019-20 budget includes temporary staff members to enable Council to continue to align services including consolidation of information on one technology platform whilst delivering services to the Community.

An adjustment to the publically exhibited budget of \$0.4 million has been made to reflect the final IPART determination.

Materials and Contracts

The Materials and Contracts budget includes materials, consumables, contractor and consultancy costs, operating leases and contracts including Council's waste collection contract.

An adjustment to the publically exhibited budget of \$11.5 million has been made to reflect the final IPART determination.

Other Expenses

The other expenses budget reflects costs not included in other operating statement expenditure groupings and covers:

- Council's contributions to emergency services,
- Payments to the Environment Protection Authority for the waste levy which is calculated based on each tonne of waste received at Council's waste management facilities;
- Insurance
- Electricity, street lighting and gas
- Software expenses, and
- Mayoral / Councillor fees and expenses

An adjustment to the publically exhibited budget of \$0.5 million has been made to reflect the increased emergency services levy contribution to the NSW Government.



CAPITAL WORKS PROGRAM

Capital Works Program Summary

Council has budgeted to invest \$235.6 million on assets in 2019-20 to improve and add to Council's asset portfolio, which has a gross replacement cost of over \$10.2 billion. Information on the individual capital projects is contained in *Part 1 – Overview* under each CSP Theme. This is an increase of \$12.4M from the publically exhibited capital works program.

The changes in the capital works program post public exhibition is largely attributable to grant funding confirmed since the development of the operational plan (\$10.7M). Other changes are to reflect:

- changes made to the 2018-19 capital works program as part of the Q3 budget review where some projects were brought forward from the 2019-20 financial year into 2018-19 where the projects could be delivered
- projects deferred into 2019-20 financial year from 2018-19 due to contractor availability or procurement delays (reviewing tender responses to award contracts)
- changes in the water, sewer and stormwater drainage capital works program to reflect IPART's final determination
- additional budgets required for projects as further information has become available

Council has \$11.8 million in additional capital works projects which are a combination of projects pending external grant funding confirmation or the projects are gated projects where funding will be released once the project meets set criteria to continue.

As Council receives confirmation that external grant funding has been approved the appropriate grant funding revenue will be recognised, in accordance with the grant funding agreement, via the Quarterly Budget Review process and work can commence on the project. Depending when Council received confirmation of grant funding an assessment of how much of the project will be able to be delivered in the 2019-20 financial year will be determined.

Should Council receive confirmation of external grant funding for all projects and all gated projects meet the project criteria to release the gated project funding, the proposed capital works program would total \$247.4 million.

Capital Works Program by Ward

The 2019-20 capital works program is generally distributed evenly between wards when regionally significant assets are considered. A region wide project is one that provides benefit to the whole Central Coast local government area and is not suburb specific. Region wide also includes water and sewer projects (whilst they are undertaken in individual suburbs, the works contribute to the overall running of the water and sewer network across the region) and roads, transport and drainage (the road network which the community and visitors use to navigate the Central Coast).

Capital Works Program Summary by Ward/Region	2019-20 Budget \$	% of Capital Works Program	% of Local Ward Based Projects
Region Wide	\$ 190,946,933	81.0%	
Local/Ward Based Projects			
Budgewoi	\$ 8,426,169	3.6%	18.9%
Gosford East	\$ 9,482,739	4.0%	21.2%
Gosford West	\$ 11,215,069	4.8%	25.1%
The Entrance	\$ 9,271,066	3.9%	20.8%
Wyong	\$ 6,279,389	2.7%	14.1%
Sub-total Local Ward Based Projects	\$ 44,674,432	19.0%	100.0%
Total	\$ 235,621,365	100.00%	

Capital Works by Expenditure Type

The 2019-20 capital works program is targeted at renewal and upgrade works to existing assets, with 80.5% or \$189.8 million focussed on renewals and upgrades of existing assets. This allocation allows Council to maintain and renew existing assets and to address the asset backlog.

Council has also budgeted \$45.9 million, or 19.5% of the capital works program, for new and regionally significant assets.

In June 2013 the former Wyong Shire Council was successful in gaining approval from the Independent Pricing and Regulatory Tribunal (IPART) for a Special Rate Variation (SRV) to address infrastructure asset backlog.

The final year of the IPART approved rate increase was 2016-17, however Council has an obligation to allocate an average of \$10.0 million per year to SRV projects for 10 years from the commencement of the SRV. The works undertaken will improve the condition of roads, bridges, footpaths, buildings, sports facilities and information management systems in the north of the region to ensure they are 'satisfactory' in terms of being safe and fit for community use.

Council will continue to determine a list of works to be undertaken on an annual basis with the SRV funds in accordance with its Asset Management Strategy. Projects directly supported by SRV funds are identified in the individual capital projects in *Overview*.

Capital Works Program Summary by Expenditure Type	2019-20 Budget \$	% of Capital Works Program
Renew / Replace	\$130,926,621	55.6%
Upgrade Assets	\$49,460,754	21.0%
Special Rate Variation (former Wyong LGA only)	\$9,380,500	4.0%
New	\$35,432,687	15.0%
Regional, Income Generating and Strategic	\$10,420,804	4.4%
Total	\$235,621,365	100.0%

The following table shows the funding sources for the capital works program by expenditure type.

Capital Works Program Summary by Funding Source	Expenditure Type					
	2019-20 Budget \$	New	Renew / Replace	Special Rate Variation	Upgrade Assets	Income Generating, Strategic and Regional
Grants	\$21,788,174	\$5,178,420	\$9,711,116		\$5,743,638	\$900,000
Restricted Funds (including Developer Contributions)	\$17,234,680	\$4,571,948	\$7,387,805		\$5,274,927	\$0
General Revenue	\$196,598,512	\$25,682,319	\$113,827,701	\$9,380,500	\$38,442,189	\$9,520,804
Total	\$235,621,365	\$35,432,687	\$130,926,621	\$9,380,500	\$49,460,754	\$10,420,804

Capital Works Program by Asset Type

Below is a summary of the capital works program based on asset type.

Capital Works Program Summary by Asset Type	2019-20 Budget \$	% of Capital Works Program
Aquatic Facilities	\$4,058,738	1.7%
Bridges	\$6,934,900	2.9%
Buildings	\$38,453,491	16.3%
Car Parks	\$2,796,522	1.2%
Footpaths	\$7,329,500	3.1%
Furniture and Fittings	\$155,000	0.1%
Information Technology	\$26,782,365	11.4%
Library Books	\$801,000	0.3%
Natural Assets	\$2,690,000	1.1%
Office Equipment	\$64,650	0.0%
Open Space Assets	\$17,653,462	7.5%
Other Assets	\$272,689	0.1%
Other Structures	\$6,101,706	2.6%
Plant and Equipment	\$12,936,573	5.5%
Roads	\$57,327,200	24.3%
Sewerage Network	\$23,860,726	10.1%
Stormwater Drainage	\$6,594,900	2.8%
Swimming Pools	\$625,000	0.3%
Traffic Facilities	\$165,400	0.1%
Waste Management	\$4,326,600	1.8%
Water Supply Network	\$15,690,944	6.7%
Total	\$235,621,365	100.0%

Capital Works Program by Unit

The following Units within Council will be responsible for delivering the capital works program.

Responsible Unit	2019-20 Budget
Chief Financial Officer	\$12,696,573
Plant and Fleet	\$12,696,573
Chief Information Officer	\$26,507,365
Chief Technology Officer	\$3,934,557
Core Systems Consolidation	\$21,182,808
Digital Information Services	\$30,000
Technology and Customer Service	\$1,360,000
Connected Communities	\$30,095,705
Community Engagement	\$3,742,500
Community Partnerships	\$3,686,090
Facilities and Asset Management	\$18,151,271
Learning and Education	\$148,000
Leisure and Lifestyle	\$3,115,000
Libraries	\$1,252,844
Environment and Planning	\$31,094,229
Environment and Certification	\$120,000
Natural and Environmental Assets	\$3,057,650
Open Space and Recreation	\$25,166,579
Waterways and Coastal Protection	\$2,750,000
Governance	\$5,797,965
Business Enterprise	\$5,547,965
Procurement and Projects	\$250,000
Innovation and Futures	\$10,377,360
Energy Management	\$989,056
Economic Development and Project Delivery	\$9,388,304
Roads Transport Drainage and Waste	\$79,298,500
Roads Asset Planning and Design	\$74,971,900
Waste Services and Business Development	\$4,326,600
Water and Sewer	\$39,753,669
Water and Sewer	\$39,753,669
Total	\$235,621,365

Capital Works by Community Strategic Plan Theme

The table below provides a summary of the proposed capital works program by each CSP Theme and the percentage of the total capital works program allocated to each CSP Theme based on the primary CSP Theme for each project. Some projects will meet multiple CSP Themes.

Capital Works Program Summary by primary CSP Theme	2019-20 Budget \$	% of Capital Works Program
Belonging	\$3,851,590	1.6%
Smart	\$12,725,304	5.4%
Green	\$6,541,556	2.8%
Responsible	\$157,304,543	66.8%
Liveable	\$55,198,373	23.4%
Total	\$235,621,365	100.0%

The capital works program is targeted at areas considered high priority by the community as outlined in the table below.

Priority Areas	CSP Theme	2019-20 Budget
Roads Transport and Drainage	Responsible	\$74,971,900
Water and Sewer	Responsible	\$39,753,669
Waste Services and Business Development	Green	\$4,326,600
Open Space and Recreation	Liveable	\$25,166,579
Leisure and Lifestyle	Liveable	\$3,115,000
Waterways and Coastal Protection	Green	\$2,750,000
Natural and Environmental Assets	Green	\$3,057,650
Facilities and Asset Management	Liveable	\$18,151,271
Business Enterprises	Responsible	\$5,547,965
Economic Development and Project Delivery	Responsible	\$9,388,304
Learning and Education	Liveable	\$148,000
Libraries	Liveable	\$1,252,844
Total		\$187,629,782
% of Total Spend		79.6%

Capital Projects Subject to Pending External Grant Funding or Gated Capital Projects

The following table includes projects that are currently awaiting confirmation of external grant funding approval or projects where the funding is gated. These projects are not included as part of the proposed \$235.6 million capital works program for 2019-20.

If the grant funding is subsequently approved the grant funding will be recognised for the project/s via the Quarterly Budget Review process and the project will commence. Depending when Council received confirmation of grant funding an assessment of how much of the project will be able to be delivered in the 2019-20 financial year will be determined.

A gated project is broken down into smaller stages or phases, each delimited by a gate. At each of these gates, the project decision-makers meet to review the project and decide based on specific criteria and the information available at the time, whether to continue, stop, hold or modify the project.

Pending Grant Funding Projects						
Ref No.	Project	Suburb	Ward / Region	Funding Source	Responsible Unit	Budget
K2.003	Design and construct Terrigal Boardwalk	Terrigal	Gosford East	Gated Project	Economic Development and Project Delivery	\$2,490,375
E2.007	Design and construct Terrigal Lagoon Walking Track, Marine Discovery Centre	Terrigal	Gosford East	Pending External Grant	Waterways and Coastal Protection	\$350,000
G4.069	Enhance procurement management system	Region Wide	Region Wide	Gated Project	Chief Information Officer	\$1,000,000
G4.070	Core Systems Enhancements and Innovation	Region Wide	Region Wide	Gated Project	Chief Information Officer	\$5,000,000
L3.014	Local Library Priority Grant	Region Wide	Region Wide	Pending External Grant	Libraries	\$65,000

Pending Grant Funding Projects						
Ref No.	Project	Suburb	Ward / Region	Funding Source	Responsible Unit	Budget
G4.071	Rural Fire Stations upgrades	Region Wide	Region Wide	Pending External Grant	Natural and Environmental Assets	\$1,300,000
G4.072	Rural Fire Service vehicle replacements	Region Wide	Region Wide	Pending External Grant	Natural and Environmental Assets	\$1,300,000
E3.003	Buttonderry Resource Recovery Centre (Balers)	Jilliby	Region Wide	Pending External Grant	Waste Services	\$70,000
F1.023	Fire Trail Upgrade – Alison Road at Porters Creek	Wyong	Wyong	Pending External Grant	Natural and Environmental Assets	\$230,000
Total						\$11,805,375

Capital Projects funded by Special Rate Variation

In June 2013 the former Wyong Shire Council was successful in gaining approval from the Independent Pricing and Regulatory Tribunal (IPART) for a Special Rate Variation (SRV) to address infrastructure asset backlog.

The final year of the IPART approved rate increase was in 2016-17; however Council has an ongoing obligation to allocate an average of \$10 million per year to SRV projects. The works undertaken will improve the condition of roads, bridges, footpaths, buildings, sports facilities and information management systems within the former Wyong local government area to ensure they are 'satisfactory' in terms of being safe and fit for community use. Council will continue to determine a list of works to be undertaken on an annual basis with the SRV funds. The following table includes projects directly supported by SRV funds.

In the 2019-20 capital works program the SRV funded projects total \$9.4 million.

Special Rate Variation Projects (former Wyong LGA only)						
Ref No.	Project	Suburb	Ward/Region	Responsible Unit	Budget	
H1.002	Evans Rd and Oleander Rd - Intersection Upgrade	Canton Beach	Budgewoi	Roads Transport and Drainage	\$379,000	
H1.006	Coonanga Avenue - Road Upgrade	Halekulani	Budgewoi	Roads Transport and Drainage	\$350,000	
H1.008	Kala Avenue and Walu Avenue - Road Upgrade Stage 1 and 2	Halekulani	Budgewoi	Roads Transport and Drainage	\$1,411,200	
G4.046	Website enhancements and integrating business applications	Region Wide	Region Wide	Community Engagement	\$150,000	
K3.021	Amenities Building Refurbishment program	Region Wide	Region Wide	Facilities and Asset Management	\$80,000	
L1.068	Implement EDSACC Masterplan - Program of rolling works projects to renew and upgrade the existing asset	Bateau Bay	The Entrance	Open Space and Recreation	\$50,000	
H1.088	Rotherham Street - Road Reconstruction	Bateau Bay	The Entrance	Roads Transport and Drainage	\$561,000	
H1.092	Lakedge Avenue - Drainage Upgrade Stage 1	Berkeley Vale	The Entrance	Roads Transport and Drainage	\$627,000	

Special Rate Variation Projects (former Wyong LGA only)					
Ref No.	Project	Suburb	Ward/Region	Responsible Unit	Budget
H1.093	Lakedge Avenue - Road Upgrade Stage 1	Berkeley Vale	The Entrance	Roads Transport and Drainage	\$1,030,700
H1.097	Eloora Road - Drainage Upgrade Stage 3	Long Jetty	The Entrance	Roads Transport and Drainage	\$446,400
H1.098	Eloora Road - Road Upgrade Stage 3	Long Jetty	The Entrance	Roads Transport and Drainage	\$991,100
H4.070	Nirvana Street and Stella Street - Intersection Upgrade	Long Jetty	The Entrance	Roads Transport and Drainage	\$788,600
L1.077	The Entrance Ocean Baths - Refurbish change and toilet facilities	The Entrance	The Entrance	Leisure and Lifestyle	\$225,000
H1.103	Ocean Parade - Drainage Outlet Upgrade	The Entrance	The Entrance	Roads Transport and Drainage	\$100,000
H1.112	Mary Street - Road Reconstruction	Gorokan	Wyong	Roads Transport and Drainage	\$505,000
H1.117	Carrington Street - Timber Bridge Replacement [^]	Narara	Wyong	Roads Transport and Drainage	\$520,000
L1.086	Bill Sohler/Ourimbah Tennis Facility resurfacing	Ourimbah	Wyong	Open Space and Recreation	\$115,000
H1.135	Kilpa Road - Drainage Upgrade	Wyongah	Wyong	Roads Transport and Drainage	\$172,500
H1.136	Kilpa Road - Road Upgrade	Wyongah	Wyong	Roads Transport and Drainage	\$65,000
H1.138	Murrawal Road - Road Upgrade Stage 2	Wyongah	Wyong	Roads Transport and Drainage	\$813,000
Total					\$9,380,500

[^] The Carrington Street Timber Bridge Replacement project has a total budget of \$775,000 in 2019-20 due to grant funding of \$255,000. The SRV funded portion of this project is \$520,000 which is reflected in the table above.



LONG TERM FINANCIAL PLAN



LONG TERM FINANCIAL SUMMARY

The Long Term Financial Plan (LTFP) is a key component of Council's Long Term Resourcing Strategy. The plan enables the community's aspirations for service to be tested against the financial reality.

The LTFP 2019-20 to 2028-29 reflects our desire and capacity to deliver the strategies, initiatives, works and programs identified in the Community Strategic Plan (CSP), through the four year delivery program and annual operational plan.

As required by the NSW Government's Integrated Planning and Reporting (IP&R) Framework, in order to achieve the community's long term aspirations as identified in the CSP, Council needs to assess its current and forecasted capacity and resources (money, people and assets) to execute this plan.

Purpose of the Long Term Financial Plan

The purpose of the LTFP is to provide the financial resources needed to achieve the objectives of the CSP.

The LTFP ensures Council's financial sustainability and informs decision making, in collaboration with other resourcing strategies. It translates financial strategy into financial statements to support the delivery of the CSP.

The LTFP seeks to answer the following key questions:

- Can Council survive the financial pressures of the future?
- What are the opportunities for future income and economic growth?
- Can Council afford what the community wants?
- How can Council go about achieving these outcomes?

Structure and Regulatory Environment

Council is unique as it is both a Local Government Authority regulated by the *Local Government Act 1993* and a Water Supply Authority regulated by the *Water Management Act 2000*. This means that Council not

only delivers the diverse range of services associated with local government such as roads, open space, community facilities and waste management, but also provides water, sewerage and stormwater drainage services as a Water Supply Authority.

Council has funds to ensure appropriate reporting of services based on restrictions. The Consolidated Fund refers to the total of all services provided by Council and includes all of the funds. The Water Supply Authority reporting includes the water, sewer and drainage funds.

Fund	Consolidated	Water Supply Authority
General	✓	
Water	✓	✓
Sewer	✓	✓
Drainage	✓	✓
Domestic Waste	✓	

Strategic Financial Objectives

Council's Strategic Financial Objectives and the resulting Long Term Financial Plan are all driven by the overriding principle of financial sustainability. Balancing and meeting these Strategic Financial Objectives will ensure we achieve financial sustainability now and into the future.

Council's Strategic Financial Objectives, the sub-objectives and Key Performance Indicators (KPIs) are as follows:



Financial Sustainability

Tracking of the Key Performance Indicators (KPIs) aligned to each of the Strategic Objectives is how Council will monitor its financial performance and sustainability. A detailed explanation on the purpose, and the mathematical formula for each of these ratios appears as Appendix 1 to the LTFP. Under the Financial Ratios prescribed by the NSW Government to assess Financial Sustainability, Central Coast Council is working towards achieving each of the benchmarks. The following table shows Council's current and planned performance resulting from the Long Term Financial Plan, compared to the prescribed NSW Government benchmarks:

NSW Government Ratio	NSW Government Benchmark	2017-18 (Actual)	2018-19	2019-20	2020-21	2021-22	2022-23	2023-24	2024-25	2025-26	2026-27	2027-28	2028-29
Positive Operating Performance													
Operating Performance Ratio	> 0	2.91% ✓	(0.40%) ✗	(3.74%) ✗	(3.18%) ✗	(1.73%) ✗	(1.30%) ✗	(0.52%) ✗	(0.71%) ✗	(0.23%) ✗	(0.19%) ✗	(0.11%) ✗	(0.36%) ✗
Own Source Operating Revenue	> 60%	79.49% ✓	85.01% ✓	83.51% ✓	82.41% ✓	81.53% ✓	83.34% ✓	83.76% ✓	83.83% ✓	83.91% ✓	83.96% ✓	84.03% ✓	84.05% ✓
Strong Liquidity													
Unrestricted Current Ratio	> 1.5	1.55 ✓	1.40 ✗	0.78 ✗	0.04 ✗	(0.25) ✗	(0.15) ✗	(0.10) ✗	(0.24) ✗	(0.28) ✗	(0.10) ✗	0.14 ✗	0.36 ✗
Cash Expense Coverage Ratio	3	12.03 ✓	10.97 ✓	8.97 ✓	5.97 ✓	5.19 ✓	5.77 ✓	6.57 ✓	6.68 ✓	7.18 ✓	8.45 ✓	9.92 ✓	11.31 ✓
Rates and Annual Charges Outstanding Percentage	5.00%	7.82% ✗	6.25% ✗	5.00% ✓	5.00% ✓	5.00% ✓	5.00% ✓	5.00% ✓	5.00% ✓	5.00% ✓	5.00% ✓	5.00% ✓	5.00% ✓

Operating Performance Ratio is just under the Office of Local Government (OLG) benchmark of > 0.0%. Whilst Council returns to an operating surplus before Capital Grants and Contributions in 2025-26 Net Gains from the disposal of assets is not included in continuing operating revenue for the purposes of this ratio. Independent Pricing and Regulatory Tribunal's (IPART) final determination for water, sewerage and stormwater drainage services has Council recovering 10.2% less revenue over the 3 year determination period. For more information on the revenue and expenditure for water, sewerage and stormwater drainage please refer to the Financial Information section. In the LTFP this impacts the forecasted revenue for subsequent years.

The next determination for water, sewerage and stormwater drainage services will commence in 2022-23. In the 2020-21, 2024-25 and 2028-29 financial years we have included \$1.9 million (escalated by assumed CPI of 2.5%) for the local government elections which are one off costs. The election costs in each of these financial years contributes to the operating deficit before capital grants and contributions. Council will continue to review its operations to look for innovative ways to deliver services and take advantage of efficiencies to achieve the OLG benchmark.

Unrestricted Current Ratio is below the OLG benchmark of >1.5. This is largely due to the significant restricted developer contributions balances. Council has received over \$39 million in developer contributions for the last 2 financial years (reporting periods ended 30 June 2017 and 30 June 2018) and during that time period has not delivered capital works funded by developer contributions to the same level which leads to the increase in the restricted developer contributions balances. Council is developing a strategy and plans to deliver the capital works projects that developer contributions are being collected for. Council will continue to monitor cash and investment balances and restrictions to ensure that Council has sufficient funds available to meet short term obligations.

Rates and Annual Charges Outstanding Ratio is within the OLG benchmark of 5% within the 10 year LTFP. Changes have been made to the water meter reading cycle to ensure that all invoices are raised by May to ensure amounts due are received in June. This will ensure that the amounts outstanding at June are truly outstanding. In prior financial years invoices have been raised in June with due dates in the next financial year and these amounts have been included in the calculation of the Rates and Annual Charges Outstanding Ratio which overstates the amount outstanding as the June invoices are not past the due date.

Infrastructure and Service Management											
Infrastructure Backlog Ratio	<2% (.02)	2.42%	2.76%	2.91%	2.92%	2.90%	2.90%	2.90%	2.90%	2.90%	2.90%
		✗	✗	✗	✗	✗	✗	✗	✗	✗	✗
Asset Maintenance Ratio	100% (1)	91%	101%	100%	100%	100%	100%	100%	100%	100%	100%
		✗	✓	✓	✓	✓	✓	✓	✓	✓	✓
Building and Infrastructure Renewals Ratio	1	72.26%	101%	100%	100%	100%	100%	100%	100%	100%	100%
		✗	✓	✓	✓	✓	✓	✓	✓	✓	✓
Debt Management											
Debt Service Cover Ratio	> 2.0	3.95	2.80	2.14	2.35	3.11	4.02	3.95	3.74	3.66	3.59
		✓	✓	✓	✓	✓	✓	✓	✓	✓	✓

Infrastructure Backlog Ratio – strategies are in place to reduce the backlog which includes increased renewal funding and alternative intervention methods. The capital works program for water, sewer and stormwater drainage assets has been updated to reflect IPART’s final determination. The capital works program is focused on renewal and upgrade projects to reduce the asset backlog. For further details in relation to the Infrastructure and Service Management Ratios please refer to the Asset Management Strategy.

STRENGTHS, WEAKNESSES, OPPORTUNITIES AND THREATS

Strengths

Financial Sustainability

As noted under the Financial Sustainability section, Council is working towards the State Government Benchmarks for Financial Sustainability during the ten year time horizon of this Long Term Financial Plan (LTFFP).

The 2019-20 operational budget which was publically exhibited from 1 April to 1 May 2019 had an operating deficit before capital grants and contributions of \$7.7M. This reflected Council's focus on continuing to align services, consolidation of information on one technology platform. The major changes to operating income and expenditure include:

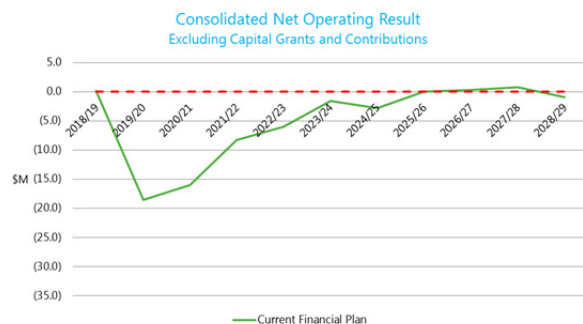
- an increase in electricity costs of \$4.0million;
- an increase in fuel costs of \$1.4million; and
- an adjustment in annual charges and user charges in line with Council's Independent Pricing and Regulatory Tribunal (IPART) submission.

Council's forecasted operating result (before capital grants and contributions) from 2019-20 to 2021-22 has been updated to reflect IPART's final determinations for water, sewerage, stormwater drainage and other services which was issued on the 24 May 2019. Over the 3 year determination period Council will recover 10.2% less revenue than proposed in Council's submission. This in turn impacts the ongoing revenue for the next determination period commencing 2022-23 in the LTFFP. The 2019 final determinations and reports are available from IPART's website <https://www.ipart.nsw.gov.au> under Water.

In the 2020-21, 2024-25 and 2028-29 financial years we have included \$1.9 million (escalated by assumed CPI of 2.5%) for the local government elections which are one off costs.

The election costs in each of these financial years contributes to the operating deficit before capital grants and contributions.

Council has forecasted operating surpluses (before capital grants and contributions) in the 2025-26 to 2027-28 financial years.



Council is in a strong financial position to manage and correct existing weaknesses and to manage and absorb future threats. In addition, Council is in a unique position to seize and maximise opportunities and leverage off existing strengths.

Financial Management

Careful planning, management and focus on Council's Strategic Financial Objectives will ensure the current strong position continues and improves into the future. Management will continue to focus on best value service delivery within financial realities. This will involve business improvement initiatives, benchmarking, automation, improved processes and examining alternative operating models.

Strength of Balance Sheet

Council has a very strong balance sheet with significant Total Assets and Net Assets (assets less liabilities), conservative and serviceable debt levels, fully recognised and funded liabilities, fully funded restricted cash, and minimal risk of loss existing in the asset portfolio.

At 30 June 2018, we held \$10.2 billion of Total Assets and \$7.1 billion in Net Assets.

Debt levels are low compared to Total Assets. Borrowings as at 30 June 2018 totalled \$264.9 million and \$7.6 billion in Total Assets. Council's Consolidated Debt Ratio (Total Debt/Total Assets) is very conservative at 3.5% considering the infrastructure Council manages on behalf of the community.

The majority of debt resides in the Water Supply Authority funds and was originally undertaken to support the principle of "intergenerational equity"¹.

These debts are serviceable, as indicated by the estimated 2019-20 Debt Service Cover Ratio of 2.32 (this ratio measures the availability of operating cash to service debt including interest and principle and exceeds the Office of Local Government benchmark of great than 2.00).

Council's Investment Portfolio, totalling \$495.7 million (as at 28 February 2019), is in compliance with the Ministerial Investment Order endorsed in February 2011 and Office of Local Government Investment Policy Guidelines published in May 2010.

Diversity of Income Streams

Council has a very strong own source operating ratio of 84%. This indicates a very high level of fiscal flexibility and very low reliance on external funding sources such as operating grants and contributions.

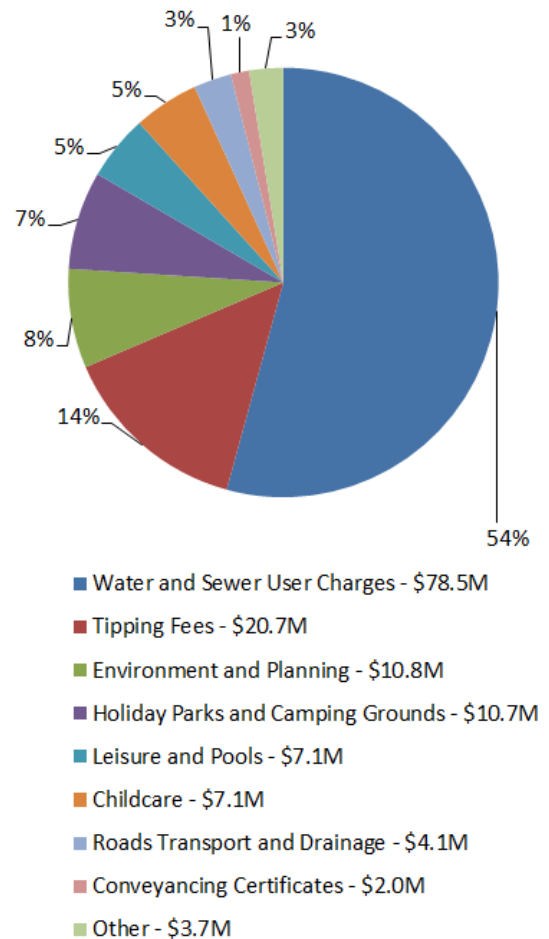
\$318.1 million (59%) of the 2019-20 planned Total Operating Revenue of \$537.8 million is derived from Rates and Annual Charges (ordinary and special rates, domestic waste management charge, water, sewerage and stormwater drainage service charges).

In addition, a further \$144.7 million (27%) of operating revenue is derived from User Charges and Fees from delivery of a broad number of services including water and sewerage usage charges, childcare, holiday parks, leisure centres and pools, waste tipping fees and building and development fees.

2019-20 User Charges and Fees

While some of these fees are regulated, others are contestable businesses in their own right and are subject to supply and demand pressures.

Acumen in benchmarking against external competitors and an increased understanding of unit costs has been an area of focus, with Council focussing on cost recovery, self-funding and positive return models.



¹ Spreading the cost of major infrastructure works over the many generations that will benefit from the works

Weaknesses

IPART Water and Sewerage and Stormwater Drainage Pricing

Water, sewerage and stormwater drainage prices are regulated by IPART. As the pricing regulator, IPART undertakes periodic reviews and determines maximum price levels for the services provided for a predetermined number of years, also known as the price path.

Council's revenue, operating and capital expenditure for water, sewerage and stormwater drainage and other services for the 3 year determination period from 1 July 2019 to 30 June 2022 have been updated to reflect IPART's final determinations issued on 24 May 2019.

Council's forecasted revenue for 2022-23 financial year and subsequent financial years have been escalated for CPI assumed to be 2.5% plus some growth in Council's customer based offset by lower water usage from potential water restrictions.

Investment Interest Rates

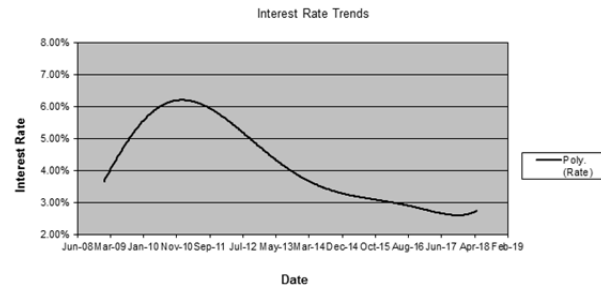
Council's current policy for Investment Management provides the framework for balancing the most favourable rate of interest with due consideration of risk (including Ministerial Directives) and liquidity. The policy limits investment to secure interest bearing instruments with Authorised Deposit-Taking Institutions (ADIs).

In addition, the need to maintain liquidity means that most investment term deposits have maturities of less than 12 months, negating the opportunity to "fix" higher rates when they were historically available.

As such, nearly all investments are fixed rate term deposits and the interest rates received reflect current market conditions in Australia.

Fixed interest rates on investment term deposits (and resulting income from invested cash) have been declining since 2010-11. Trends since 2008 demonstrate recovery from the Global Financial Crisis however changes to monetary policy and market influences in recent years has seen interest rates declining.

This trend has continued throughout the 2018-19 financial year and is forecast to continue to decline, with the low return environment expected to continue throughout the Delivery Program.



Fixed Rate Debt

A significant majority of Council's debt (concentrated in the Water Supply Authority funds) originated when interest rates were substantially higher and were fixed at those rates for periods between 10 and 20 years (on the principle of intergenerational equity).

This means that Council's weighted average cost of funding at 6.6% is significantly higher than current market borrowing rates.

Refinancing opportunities are under continual review, but break costs have been judged to be prohibitively high so debt is being paid down steadily at current rates. Consequentially Council is negatively impacted by a negative interest margin between the cost of its debt against prevailing market borrowing rates.

Significant "balloon payments" are due in the next few years between 2020 and 2022. Council will investigate the need to refinance, which gives Council an opportunity to secure lower rates through both market forces and the structure of borrowing.

State and Federal Government Impacts

Cost Shifting

Cost shifting is where the responsibility and/or costs of providing a certain service, asset or regulatory function, are shifted from a higher level of government to a lower level of government. The cost is shifted without providing corresponding funding or adequate revenue raising capacity.

Cost shifting continues to place a significant burden on Council's financial situation, approximately \$44.7 million in the 2017-18 financial year. Despite the recognition of cost shifting and its adverse impacts on NSW Local Government, cost shifting is estimated to be around 8% of Council's total income before capital grants and contributions.

Examples of cost shifting include contributions to the NSW Fire and Rescue, NSW Rural Fire Services and NSW State Emergency Service, lack of adequate funding for public libraries and the failure to fully reimburse councils for mandatory pensioner rebates.

Section 88 Waste Levy

Included in the cost shifting analysis, but worthy of specific mention, is the NSW Government's Waste Levy in s. 88 of the *Protection of the Environment Operations Act 1997*. This levy requires Council to pay a contribution to the NSW Government for each tonne of waste received for disposal at Council's waste management facilities. It presents a particularly material impost on Councils. In 2019-20 the budgeted expenditure on the Waste Levy is \$31.1 million.

Traditionally this State Government tax has been passed on to consumers and businesses through the Domestic Waste Management Charge (for kerbside collections), and tipping fees (for waste received over the weighbridge at Council's Waste Management Facilities).

Tipping revenues will be impacted by the increasing Waste Levy, as both domestic and commercial tippers find less expensive disposal methods and/or resort to illegal dumping.

We will continue to analyse the feasibility of alternate waste management techniques in an attempt to reduce the volume of waste going to landfill and increase the amount of waste diverted. This will reduce the total Waste Levy charged as the levy only applies to waste going to landfill.

Financial Assistance Grants

Council receives grant funding under the Federal Government's Financial Assistance Grant (FAG) program to assist with general operations in accordance with local priorities. The Financial Assistance Grant (FAG) program consists of two components:

- A general purpose component which is distributed between the states and territories according to population (i.e. on a per capita basis), and
- An identified local road component which is distributed between the states and territories according to fixed historical shares.

Council has no control over the formula used to determine the amount of the FAG allocation and has no control over the timing of the receipt, but all of these factors have a material impact on Council's financial performance.

For merged Councils, such as Central Coast Council, it has been confirmed that for four years following amalgamation the FAG allocations will be the total of the amounts that would have been provided to the former Councils as if they had remained as separate entities.

The federal budget for 2019-20 was announced on the 2 April 2019 and the Australian Government proposed to prepay a portion of the 2019-20 FAG. Given the Coalition has been returned to government from the recent May 2019 elections it is likely that the proposed 2019-20 budgets will be adopted. Historically there has been a prepayment of the FAG to Councils in June when the Government has additional funds to expend. At this time no adjustment has been proposed for the FAG in 2019-20. Any changes to the timing of the FAG will be reflected in the quarterly budget review process. The prepayment of the FAG impacts the timing of when the income is recognised (in which financial year), but does not impact the amount which Council receives overall to fund essential services.

The nature of FAG funding requires Council to recognise the grant funding as income when received in accordance with AASB 1004. It should be noted that where the Federal Government decides to prepay the FAG Council will still receive its full FAG entitlement to assist in the provision of services, however the timing of the payment will determine which financial year the grant funding is recognised as income.

The FAG is essential as it allows Councils to provide a reasonable level of service and infrastructure to local residents. Pausing indexation or reducing the overall amount of FAGs is not within the control of Council, however decisions made by other levels of government impact on the budget and service delivery can be profoundly negative.

Opportunities

Optimising Property Portfolio Performance

Observation of the Local Government sector indicates that the majority of those Councils, who are performing well financially and have built a sustainable future, have commonly done so by maximising the potential of their property portfolio.

Projected Population Growth

The population of the Central Coast is more than 330,000, with projections for 415,000 people by 2036. To meet the projected population growth it is estimated that an additional 41,500 dwellings and 24,600 new jobs will be needed to support the increase in the population. This creates significant challenges but we view this growth, coupled with coherent strategy and available resources for growth, as an opportunity to deliver for our community.

Our region has both the location and resources to leverage from this growth. Located one hour north of Sydney and one hour south of Newcastle, along major transport links, the Central Coast is ideal for encouraging increased commercial and industrial development.

Development Applications

Development activity is closely aligned to the broader economic climate with high levels of development activity which is evidenced through the number of development applications received and construction commencement around the Central Coast. While the current trend is positive it remains difficult to project future trends.

With a number of development applications in the pipeline it is expected that there will be a levelling out of developer contribution income over the next few years.

Debt Restructure

Council's debt portfolio totalled \$264.9 million of external borrowings at 30 June 2018. The majority of these loans were established when interest rates were far higher than they are now, pre-dating the Global Financial Crisis, and the average rate on these loans is higher than present market rates.

The majority of current debt was established to finance long term water and sewerage network assets and is held as a liability within the Water Supply Authority functions. The average duration of the loan portfolio is reducing at a faster rate than the depreciation of the corresponding infrastructure assets and will require refinancing in the short to medium term.

We undertake regular debt reviews to determine the costs and benefits associated with extinguishing existing debt and investigating favourable refinancing options.

To date break costs have been judged to be prohibitively high so debt is being paid down steadily at current rates.

New borrowing requirements in recent years have been satisfied by borrowing internally from the other funds (General and Sewer funds) that have sufficient unrestricted cash. Further there are significant "balloon payments" required in the years between 2020 and 2022. Council will review the need to refinance, which gives us an opportunity to secure lower rates.

Threats

State or Federal Legislation

All aspects of Council operations are heavily regulated and are therefore highly sensitive to State or Federal Government legislative changes. As already evidenced in respect of the Waste Levy, and Cost Shifting in general, legislative decisions have a material impact on Council's financial position.

More specifically, every service Council offers can potentially be materially impacted by legislative change. For example changes to child care staff ratios impact the costs associated with delivering the service.

Ageing Population

There has been noticeable legislative change in response to the ageing population such as phased increases to the age pension retirement age and the level of the superannuation guarantee charge.

As detailed in the Workforce Management Strategy, the current compulsory superannuation levy of 9.5% is expected to increase to 12% by 2025-26 financial year. The financial implications of these changes include compounding increases in employee costs. Key considerations need to be given to how we will manage this generational diversity and provide financially sustainable solutions in the area of workforce management.

An overall increase in the ageing population will increase revenue pressures generated by additional pensioner rebates which are partially subsidised by the State Government. Councils which have a higher percentage of pensioners than the State average will need to fund more in pensioner rebates.

Our region has a higher proportion of aged pensioners compared to other local government authorities.

The lack of indexation on pensioner rate rebates represents another example of cost shifting as Council must fund a larger amount of pensioner rebate.

Asset Management

Council's infrastructure, property, plant and equipment portfolio has a gross replacement cost of \$10.2 billion as at 30 June 2018.

The infrastructure backlog ratio which is part of the infrastructure and service management ratios exceeds the OLG benchmark of < 2%.

Strategies are in place to reduce the backlog which includes increased renewal funding and alternative intervention methods.

Council's capital works program for the 2019-20 financial year is \$235.6 million (excluding pending grant funding and gated projects). 80.5% or \$189.8 million is allocated to renewal and upgrades to existing assets to address the asset backlog. The capital works program has been updated to reflect the capital expenditure allowances for water, sewerage and stormwater drainage in accordance with IPART's final determination.

Council is also investing 19.5% or \$45.9 million in new and regionally significant assets for the Community.

The capital expenditure planning for future years is maintained at the current levels of expenditure.

For further details in relation to the Infrastructure and Service Management Ratios please refer to the Asset Management Strategy.

Council's unrestricted current ratio is below the OLG benchmark of > 1.5.

This is largely due to the significant restricted developer contributions balances. Council has received over \$39 million in developer contributions for the last 2 financial years (reporting periods ended 30 June 2017 and 30 June 2018) and during that time period has not delivered capital works funded by developer contributions to the same level which leads to the increase in the restricted developer contributions balances.

In Council's proposed 2019-20 capital works program \$16.6 million will be funded by developer contributions. Council is developing a strategy and plans to deliver the capital works projects that developer contributions are being collected for.

It should be noted that developer contributions generally fund up to 20% of the project cost and additional sources of funds need to be found to fund the balance of the project costs.

Council will continue to monitor cash and investment balances and restrictions to ensure that Council has sufficient funds available to meet short term obligations.

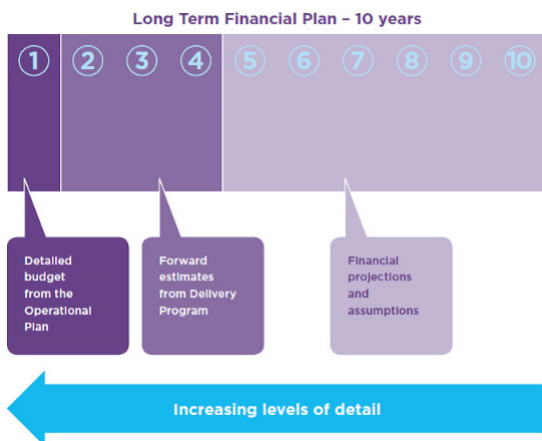
Council will continue to apply for external grant funding to assist with the cost of asset renewals and upgrades to address the asset backlog and the fund projects which are partially funded by developer contributions.

ASSUMPTIONS

Assumptions – General

The LTFP is a ten year plan that includes the one year Operational Plan and the three year Delivery Program (based on a shortened term for the current Council due to the amalgamation). It is revised annually to reflect changing financial aspects impacting Council and is aligned to optimal delivery of services contained within the CSP.

The projected components contained within the key financial statements relating to income, expenses, assets, and liabilities are based on assumptions that are modelled within the LTFP.

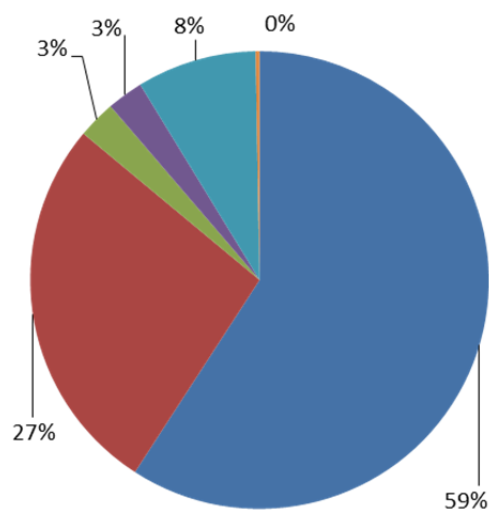


General Assumption	
Population Growth	<p>Although projected population growth within the region is set to rise over the next 20 years (415,000 by 2036); population growth does not always lead to growth in Council's rateable base.</p> <p>In recent years, our rateable property base has grown by approximately 0.5% per year and this escalation has been factored into the assumptions within the LTFP for income and expenditure projections</p>
Inflation	<p>A number of indices used in the LTFP have been based on the Reserve Bank of Australia's Consumer Price Index (CPI) inflation forecast of 2% - 3% from the February 2019 Statement on Monetary Policy.</p>

General Assumption	
	<p>We have considered this forecast and used a 2.5% escalation in most LTFP income and expense categories, with the exception of regulated income and expense items that are set by IPART</p>

Assumptions – Income

2019-20 Operating Income



- Rates and Annual Charges - \$318.1M
- User Charges and Fees - \$144.7M
- Interest and Investment Revenue - \$14.4M
- Other Revenue - \$13.7M
- Operating Grants and Contributions - \$45.4M
- Net Gain on Disposal of Assets - \$1.5M

Rates and Annual Charges

Rates and annual charges include the following revenue types:

- Ordinary rates (including pensioner rebates)
- Special rates
- Domestic waste management charge
- Water service charge
- Sewerage service charge
- Drainage service charge

Income Assumption	
Ordinary and Special Rates	<p>Council's Special Rates fund activities that directly support business activities in certain areas. This will continue to be levied on the same basis as Ordinary Rates for those applicable properties as follows:</p> <ul style="list-style-type: none"> • The Entrance Area • Toukley Area • Wyong Area • Gosford Parking • Gosford Central Business District Improvement Special Rate • Business/Tourism Development Special Rate <p>Ordinary and special rates account for 56.6% of the rates and annual charges income (after pensioner rebates have been applied).</p>
Domestic Waste Management Charge	<p>All residential properties attract an annual domestic waste management charge recouped for the provision of waste collection, recycling services and remediation of closed landfill sites.</p> <p>Domestic waste management charges account for approximately 23.8% of the overall rates and annual charges income.</p>
Water, Sewerage and Stormwater Drainage Service Charges	<p>The water, sewerage and stormwater drainage service charges account for 19.6% of the rates and annual charges income.</p> <p>The split of income between rates and annual charges and user fees and charges for Water, Sewerage and Stormwater Drainage services has changed in the 2019 determination.</p> <p>Annual charges have decreased by \$31.0 million in 2019-20 and usage charges have increased by \$8.8 million.</p> <p>For further information on the 2019 determination please refer to the Financial Information and Statement of Revenue sections in the 2019-20 operational plan.</p>

User Fees and Charges

This category of income represents a user pay system and relies wholly on demand. It includes both statutory charges, where the price is set by regulation, and Council determined charges, where the fee is set to reflect market rates and/or contribute towards the cost recovery of providing the service.

Examples of both types of fees and charges include the following:

- Water usage charges
- Sewer user charges
- Tipping fees
- Holiday park user charges
- Child care fees
- Roads and Maritime Services (RMS) user charges
- Development application fees
- Community facility hire fees
- Building and shop inspections
- Construction certificates
- Companion animal registrations

Income forecasts have been based on projected volumes multiplied by the unit rate as contained in the Statement of Revenue.

Income Assumption	
Water Supply User Charges	<p>The largest component of revenue within user fees and charges relates specifically to residential water usage (30.0%).</p> <p>Total water usage charge (residential and non-residential) represents 40.2% of user fees and charges</p> <p>Water usage is a highly responsive charge that can be significantly impacted by weather conditions and consumer tendencies.</p> <p>Following the drought between 2001 and 2007, there has been a conservative water usage trend that is aligned with entrenched water wise practice among users. Even though water restrictions have been easing since 2008, the usage trend remains conservative and has not returned to pre-drought consumption volumes.</p>

Income Assumption	
Sewerage Usage Charge	<p>Accounts for 11.3% of user fees and charges in 2019-20. This change is due to the deemed residential sewerage charges.</p> <p>In the previous determinations the deemed usage was incorporated in the sewerage service charges.</p>
Tipping Fees	<p>Tipping fees account for 14.3% of projected income in this category and include impacts of changes to costs of operating the landfill site. The fees include a levy which is collected by Council on behalf of the NSW Government, Environment and Protection Authority (EPA), and subsequently remitted back to them on a monthly basis.</p> <p>Any increase in fees will directly influence the amount of waste being disposed of at the facility, thereby impacting income projections (as well as operating costs) in the LTFP. Income projections contained within the LTFP have been based on current user trends.</p>
Holiday Park and Camping Ground User Charges	<p>Council has four holiday parks in the region located in Budgewoi, Canton Beach, Toowoona Bay and Norah Head and a camping ground in Patonga. Income from the holiday parks and camping ground is estimated to account for 7.4% of our user fees and charges income for 2019-20. Fees for the holiday parks are set on a benchmarked market price.</p>
Child Care Fees	<p>Council operates eight child care centres in Kanwal, Kariiong, Niagara Park, Terrigal, Toukley, San Remo, Umina and Wyong, ensuring the provision of quality child care and education in the region. The LTFP contains operating income and expenditures associated with Council's child care centres.</p> <p>Income from child care accounts for approximately 4.9% of Council's user fees and charges income for 2019-20.</p>

Interest and Investment Revenue

Council's investments are made in accordance with the *Local Government Act 1993*, the *Local Government (General) Regulation 2005*, Council's Investment Policy, the Ministerial Investment Order issued in 2011 and the Office of Local Government Investment Policy Guidelines published in 2010.

Council invests cash in fixed rate term deposits with Approved Deposit Institutions, keeping risk low while at the same time securing ongoing returns.

Interest rates have been low in historical terms since 2010-11 and therefore the LTFP has adopted a conservative stance and assumes a stable interest rate over the next few years consistent with recent yields. The amount of interest revenue calculated in the LTFP is directly linked to the available cash balances from the cash flow statement

Other income in this category relates to interest imposed on overdue rates and charges, calculated at the rate set by the Minister for Local Government calculated on the Reserve Bank of Australia (RBA) cash rate plus 6%.

Other Revenue

Other sources of revenue include:

- Commercial and residential rent
- Fines and infringements
- Cemetery plots and memorials
- Water and sewerage service connections
- Royalty payments for landfill gas
- Miscellaneous

The majority of income projections related to other revenues contained within the LTFP are based on historical trend, escalated with CPI.

Grants and Contributions

Grants and contributions provide Council with an income stream consisting of both cash payments as well as non-cash receipts, such as in-kind contributed assets. For example, roads and drainage assets in new subdivisions built by a developer and then transferred to Council.

The amount of both operating and capital grants and contributions available to Council is subject to external influences and will vary each year.

Council has been focusing on applying for grant funding to offset service delivery costs and to fund the capital works program.

Operating grants or contributions are funds received that relate to day-to-day service delivery, whereas capital grants or contributions are funds received that relate directly to creation or enhancement of an asset.

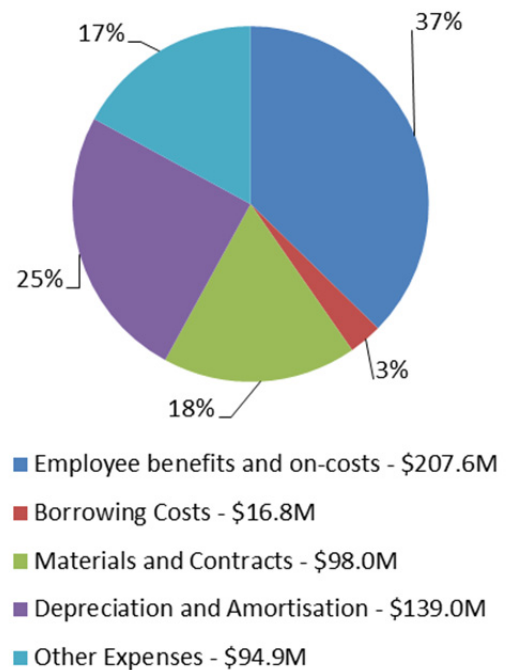
Income Assumption	
General Purpose	<p>Grants and contributions received for a general purpose allows Council to determine the allocation of funds to any of the services which Council delivers. For example the Financial Assistance Grant (FAG) received from the Federal Government and Pensioner Rebate subsidies received from the NSW Government have been factored into the LTFP.</p> <p>The LTFP assumes that these general purpose grants are recurrent in nature with escalations of CPI.</p>
Specific Purpose	<p>Income received for specific purpose means that it is restricted in use and cannot be used for any purpose other than that identified in the funding agreement. This income is kept as a separate cash reserve until such time as the expenditure occurs. Common examples of specific purpose grants received by Council relate to the following:</p> <ul style="list-style-type: none"> • Roads • Street lighting • Bushfire prevention • Waste and recycling • Child care • Library services • Recreational facilities <p>Each specific purpose grant has been considered individually for the LTFP and only those that have been ongoing in recent years have been included as recurrent future income e.g. street lighting. Many of the specific purpose grants received by Council are capital in nature and have been included as a consideration in the capital works program and therefore non-recurrent in nature.</p>

Net Gains

The LTFP assume that Council will dispose of non-strategic assets each year and generate \$1.5 million in net proceeds. No escalations have been applied to this target.

Assumptions – Expenses

2019-20 Operating Expenditure



Employee Benefits and On-Costs

Employee costs account for over one third of total operating expenditure and include:

- Salaries and wages
- Superannuation
- Payroll tax
- Training
- Workers compensation
- Personal and protective equipment

The LTFP has also factored in predicted Award increases and stepped increases to superannuation based on legislative change (from 9.5% current rate to 12% effective 1 July 2025).

Borrowing Costs

We traditionally have used long term loans to finance large capital expenditures, particularly related to major water and sewerage network projects. More than 93% of debt is held in our Water Supply Authority functions. The practice of borrowing funds to generate cash flow to deliver large infrastructure allows the cost of the

project to be spread across the useful life of the asset in order to facilitate intergenerational equity for these assets.

A key objective in improving our financial sustainability is to reduce overall debt in the medium to long term and the LTFP assumes inter-fund borrowings will occur where sufficient unrestricted cash is available. These arm's length transactions allow Council to retain interest income internally for reinvestment into delivery of valuable services.

We will also apply for subsidised borrowing schemes from the State or Federal Government to promote accelerated infrastructure investment and reduce borrowing costs as they become available.

External loan balances forecasted as at 30 June 2019 are \$231.9 million and all existing loans are due to mature by May 2037, with major milestone maturities due in the financial years 2020 - 2022 already factored into cash flows. Interest expense has been projected based on the rates applicable for each loan.

Our cash flows are managed to ensure sufficient funds are always held to cover restricted balances i.e. funds received for a specific purpose which are restricted by regulation or other imposed requirements

Materials and Contracts

Almost half of the costs within this category relate to essential delivery of services such as waste management, water and sewerage services and roads maintenance. Specific contracts include:

- Garbage collection
- Equipment hire and fuel
- Information management hardware
- Chemicals (for water and sewage treatment)

This expense class includes costs associated with consultants and labour hire contracts where we do not have the expertise or capacity to resource activities internally.

Projections have been based on existing contracted rates escalated for CPI where applicable.

Depreciation and Amortisation

Depreciation is the systematic allocation of the depreciable amount of an asset over its useful life. Depreciation expense contributes to 25% of our operational expenditure.

Even though this expense item has no cash consequence, we must invest in equivalent renewal or upgrade works to ensure that the assets are held to their optimal levels of serviceability.

Depreciation expense assumptions are based on the effective lives of existing assets and the expected useful lives of new assets. This information is reviewed annually.

Other Expenses

This expense group includes the following costs:

- Waste levy
- Electricity and street lighting
- Tourist park management
- Software
- Insurance
- Contributions to the following town centres and services:
 - The Entrance, Toukley, Gosford and Wyong Town Centres
 - Fire and Rescue Services
 - State Emergency Services
- Telecommunications
- Bank charges

Expense Assumption	
Waste Levy	<p>The <i>Protection of the Environment Operations Act 1997</i> requires licensed waste facilities in NSW to pay a contribution for each tonne of waste received for disposal at the facility. This cost accounts for approximately one third of other expenses.</p> <p>As the operator of Waste Management Facilities, we incorporate this levy into the fees charged to customers and then remit this to the EPA. This levy has historically increased well above the CPI rate as shown on the table below. More recently the levy has increased in line with the CPI rate. Within the LTFP we have escalated the waste levy at 2.5%. The levy in 2019-20 has been set by NSW Environment Protection Authority at \$143.60.</p> <p>Historical Waste Levy Rates in the Regulated Area</p>

Expense Assumption

Period	SMA	ERA	RRA
2009-10	\$58.80	\$52.40	\$10.00
2010-11	\$70.30	\$65.30	\$20.40
2011-12	\$82.20	\$78.60	\$31.10
2012-13	\$95.20	\$93.00	\$42.20
2013-14	\$107.80	\$107.80	\$53.70
2014-15	\$120.90	\$120.90	\$65.40
2015-16	\$133.10	\$133.10	\$76.70
2016-17	\$135.70	\$135.70	\$78.20
2017-18	\$138.20	\$138.20	\$79.60
2018-19	\$141.20	\$141.20	\$81.30

Notes: The SMA and ERA are now collectively known as the Metropolitan Levy Area. The RRA is now known as the Regional Levy Area.

Electricity

Council's electricity contracts are about to expire. Wholesale electricity prices have risen significantly since Council entered into the current electricity contracts. Based on the increase in wholesale prices it is estimated that Council's electricity costs will increase by more than the CPI in 2019-20 and return to CPI increases in future years.

Electricity costs (including street lighting) make up 18.3% of other expenses and the LTFP includes the following further underlying assumptions:

- The level of consumption remains constant
- Usage times between peak, shoulder and off-peak remain consistent with existing patterns
- No new environmental charges are introduced

Escalations

Category	2019-20	2020-21	2021-22	2022-23	Thereafter	
Income	Rates – ordinary	2.7%	2.5%	2.5%	2.5%	2.0%
	Rates – special	2.7%	2.5%	2.5%	2.5%	2.0%
	Domestic waste management ∞	2.5%	2.5%	2.5%	2.5%	2.5%
	Water service and usage charges, Sewerage service and usage charges and Stormwater drainage service charges ^	^	^	^	3.9% (includes fee escalation and growth)	2.5% plus 0.1% average growth
	Fees and charges – specific ∅	1.0-2.0%	1.0-2.0%	1.0-2.0%	1.0-2.0%	1.0-2.0%
	Fees and charges – other	2.5%	2.5%	2.5%	2.5%	2.5%
	Interest - investments	2.8%	2.8%	2.8%	2.8%	3.0%
	Other revenues	2.5%	2.5%	2.5%	2.5%	2.5%
	Operating grants	2.5%	2.5%	2.5%	2.5%	2.5%
	Net gains from disposal	0.0%	0.0%	0.0%	0.0%	0.0%
Expenditure	Salaries and wages *	3.0%	3.0%	3.0%	3.0%	3.0%
	Materials and contracts	2.5%	2.5%	2.5%	2.5%	2.5%
	Insurance	5.0%	5.0%	5.0%	5.0%	7.0%
	Utilities	2.5%	2.5%	2.5%	2.5%	3.0%
	Other expenses	2.5%	2.5%	2.5%	2.5%	2.5%
	Other expenses – Waste Levy	2.5%	2.5%	2.5%	2.5%	2.5%

^ Water, Sewerage and Drainage charges are determined by IPART. All prices for water, sewerage, drainage and ancillary services for 2019-20 to 2021-22 are in accordance with IPART's final determinations issued on 24 May 2019. In 2022-23 and subsequent years the escalation is applied to service and usage charges.

∞ Domestic waste management charge includes waste levy remitted to NSW Government

∅ Child care and holiday parks

* Includes Award and performance increases and legislative changes to Superannuation to increase to 12% by 2025-26

Sensitivity Analysis

Long term financial plans are inherently uncertain. They contain a wide range of assumptions that can impact future outcomes, and future patterns of income and expenditure will rarely behave as they have in the past. However, understanding the events of the past and factors that may create impacts in the future assist with testing LTFP parameters to determine whether it is flexible enough to endure such pressures.

The sensitivity analysis models impacts to variability of key assumptions that will most likely affect the LTFP.

The table below shows financial impacts to our operating result by individual key drivers. These are based on high level assumptions and 2019-20 budgeted estimates, and may have other consequential outcomes if they are realised.

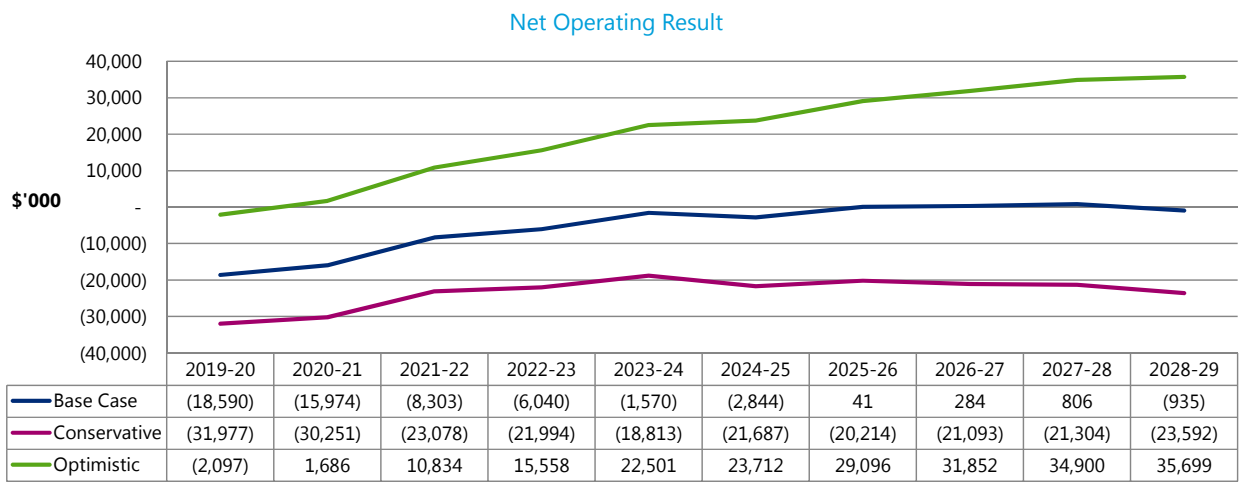
Item	Variation (+ or -)	Approximate Operational Impact 2019-20
Rate Peg	1.0% rates	\$1.7 million change in revenue
Interest Rate	1.0% rate	\$5.1 million change in revenue
Water Usage	1.0% consumption	\$582k change in revenue
Tip Volumes	1.0% tonnages	\$224k change in revenue
Inflation Other Expenses	0.5% cost base	\$472k change in expenses
Inflation Materials	0.5% cost base	\$621k change in expenses
Staff Establishment	1.0% increased turnover rate	\$2.0 million change in expenses

SCENARIOS

The LTFP includes the following three scenarios designed to model the impact of changes in assumptions:

- A. Base case
- B. Conservative
- C. Optimistic

All scenarios maintain a consistent capital works program, assume existing levels of service are maintained and ensure that a positive cash position is achieved. The net operating results (before capital income) for all scenarios are shown on the below graph.



A. Base case

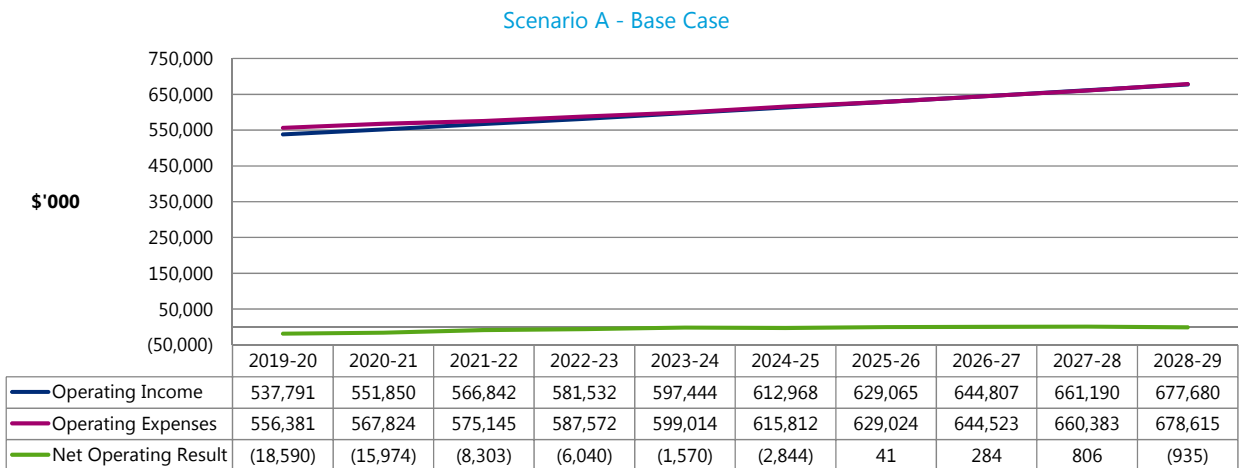
This scenario includes the following assumptions:

Ordinary Rates escalated by the estimated rate peg thereafter (2.5%)

Water and Sewer income in line with Council's submission to IPART for 2019-20 to 2021-22, 2022-23 escalation of 3.9% at the commencement of the next determination period and thereafter 2.6% including growth

Operating expenditures that support delivery of the Community Strategic Plan

Financially sustainable capital expenditure program consistent with the Asset Management Strategy



The below financial tables represent the base case planned outcomes over the ten year horizon.

Income Statement

	Delivery Program																		
	Actuals 2017/18 \$'000	Current Year 2018/19 \$'000	Operational Plan		Projected Years														
			2019/20 \$'000	2020/21 \$'000	2022/23 \$'000	2023/24 \$'000	2024/25 \$'000	2025/26 \$'000	2026/27 \$'000	2027/28 \$'000	2028/29 \$'000								
Income from Continuing Operations																			
Revenue:																			
Rates & Annual Charges	348,469	350,069	318,787	329,989	339,797	350,141	360,027	369,019	378,235	387,682	397,365	407,290							
User Charges & Fees	139,198	140,367	144,701	148,012	152,524	156,776	160,503	164,369	168,330	172,388	176,544	180,802							
Interest & Investment Revenue	13,635	12,618	14,416	12,712	11,893	10,483	11,237	12,298	13,573	14,125	14,941	15,477							
Other Revenues	16,361	13,434	13,738	14,077	14,427	14,785	15,152	15,531	15,919	16,317	16,725	17,143							
Grants & Contributions provided for Operating Purposes	44,614	42,723	44,657	45,559	46,702	47,847	49,025	50,251	51,507	52,795	54,115	55,467							
Grants & Contributions provided for Capital Purposes	88,915	48,386	52,419	62,155	70,795	58,530	56,979	57,966	58,977	60,013	61,010	62,332							
Other Income:																			
Net gains from the disposal of assets	-	2,325	1,493	1,500	1,500	1,500	1,500	1,500	1,500	1,500	1,500	1,500							
Total Income from Continuing Operations	651,192	609,922	590,210	614,005	637,637	640,062	654,423	670,933	688,041	704,820	722,200	740,011							
Expenses from Continuing Operations																			
Employee Benefits & On-Costs	185,940	184,213	207,631	211,525	217,292	223,704	230,015	236,741	243,748	250,965	258,398	266,053							
Borrowing Costs	20,663	18,703	16,833	15,377	13,978	13,610	13,966	14,227	14,404	14,435	14,382	14,444							
Materials & Contracts	112,667	131,038	98,041	99,620	100,645	103,477	105,112	107,788	110,531	113,343	116,226	119,180							
Depreciation & Amortisation	139,380	128,539	138,953	141,829	142,942	143,735	144,158	146,236	148,362	150,536	152,761	154,582							
Other Expenses	122,499	98,978	94,924	99,473	100,289	103,046	105,763	110,820	111,979	115,243	118,617	124,356							
Net Losses from the Disposal of Assets	3,829	-	-	-	-	-	-	-	-	-	-	-							
Total Expenses from Continuing Operations	584,978	561,472	556,381	567,824	575,145	587,572	599,014	615,812	629,024	644,523	660,383	678,615							
Net Operating Result for the Year	66,214	48,450	33,829	46,182	62,492	52,490	55,409	55,121	59,017	60,297	61,816	61,396							
Net Operating Result before Grants and Contributions provided for Capital Purposes	(22,701)	64	(18,590)	(15,974)	(8,303)	(6,040)	(1,570)	(2,844)	41	284	806	(935)							

Balance Sheet

**Central Coast Council
10 Year Financial Plan for the Years ending 30 June 2029
BALANCE SHEET - CONSOLIDATED
Scenario: Baseline**

	Delivery Program													
	Actuals 2017/18 \$'000	Current Year 2018/19 \$'000	Operational Plan		Projected Years					2028/29 \$'000				
			2019/20 \$'000	2020/21 \$'000	2021/22 \$'000	2022/23 \$'000	2023/24 \$'000	2024/25 \$'000	2025/26 \$'000		2026/27 \$'000	2027/28 \$'000		
ASSETS														
Current Assets														
Cash & Cash Equivalents	59,502	57,206	84,642	37,265	808	24,415	62,972	74,521	71,748	107,523	132,711	162,266		
Investments	151,453	220,542	164,952	124,215	128,733	128,199	127,664	127,130	148,199	165,827	199,200	231,785		
Receivables	86,115	79,052	66,219	66,638	69,728	70,964	73,674	76,523	79,360	82,232	85,188	88,191		
Inventories	1,431	1,591	1,551	1,615	1,630	1,671	1,713	1,755	1,799	1,844	1,890	1,938		
Other	3,607	5,223	5,047	5,270	5,307	5,445	5,590	5,806	5,901	6,063	6,230	6,473		
Total Current Assets	302,108	363,614	322,412	235,003	206,206	230,694	271,613	285,735	307,007	363,489	425,218	490,653		
Non-Current Assets														
Investments	265,750	150,660	105,031	75,751	73,326	73,860	74,395	74,929	84,723	95,137	110,685	125,865		
Receivables	3,559	2,216	2,128	2,174	2,228	2,283	2,337	2,392	2,449	2,506	2,566	2,626		
Infrastructure, Property, Plant & Equipment	6,996,427	7,067,621	7,167,859	7,312,818	7,402,513	7,433,663	7,449,244	7,493,469	7,523,488	7,518,581	7,506,251	7,490,491		
Intangible Assets	10,398	8,321	6,245	4,168	2,092	1,703	1,703	1,703	1,703	1,703	1,703	1,703		
Other	480	404	391	409	411	422	434	450	458	470	483	502		
Total Non-Current Assets	7,276,614	7,229,222	7,281,653	7,395,321	7,480,569	7,511,952	7,528,113	7,572,944	7,612,820	7,618,397	7,621,687	7,621,188		
TOTAL ASSETS	7,578,722	7,592,836	7,604,065	7,630,324	7,686,776	7,742,646	7,799,726	7,858,679	7,919,827	7,981,886	8,046,906	8,111,841		
LIABILITIES														
Current Liabilities														
Payables	86,316	92,386	92,368	91,362	92,435	94,560	96,563	99,491	101,277	103,732	106,258	109,534		
Income received in advance	6,680	7,164	9,063	9,218	9,481	9,712	9,948	10,190	10,439	10,693	10,954	11,220		
Borrowings	32,994	46,464	44,067	33,358	23,640	25,328	25,736	28,765	30,284	29,787	31,942	36,064		
Provisions	69,176	65,277	62,585	60,824	59,180	57,657	56,160	54,847	53,968	53,154	52,413	52,409		
Total Current Liabilities	195,166	211,291	208,083	194,762	184,735	187,257	188,427	193,294	195,968	197,366	201,567	209,228		
Non-Current Liabilities														
Income received in advance	10,189	9,380	12,003	12,233	12,605	12,922	13,237	13,560	13,892	14,232	14,580	14,937		
Borrowings	231,867	185,403	171,336	167,978	174,338	179,010	183,275	184,510	184,225	184,439	182,496	176,432		
Provisions	64,818	61,630	53,682	50,208	47,463	43,333	39,255	36,660	36,070	35,881	36,477	36,063		
Total Non-Current Liabilities	306,874	256,413	237,021	230,419	234,406	236,265	235,766	234,730	234,187	234,552	233,554	229,432		
TOTAL LIABILITIES	502,040	467,704	445,104	425,181	419,142	422,522	424,193	428,024	430,155	431,918	435,121	438,660		
Net Assets	7,076,682	7,125,132	7,158,961	7,205,142	7,267,634	7,320,124	7,375,533	7,430,655	7,489,672	7,549,968	7,611,785	7,673,181		
EQUITY														
Retained Earnings	6,926,744	6,975,194	7,009,023	7,055,204	7,117,696	7,170,186	7,225,595	7,280,717	7,339,734	7,400,030	7,461,847	7,523,243		
Revaluation Reserves	149,938	149,938	149,938	149,938	149,938	149,938	149,938	149,938	149,938	149,938	149,938	149,938		
Council Equity Interest	7,076,682	7,125,132	7,158,961	7,205,142	7,267,634	7,320,124	7,375,533	7,430,655	7,489,672	7,549,968	7,611,785	7,673,181		
Total Equity	7,076,682	7,125,132	7,158,961	7,205,142	7,267,634	7,320,124	7,375,533	7,430,655	7,489,672	7,549,968	7,611,785	7,673,181		

Cash Flow Statement

Central Coast Council 10 Year Financial Plan for the Years ending 30 June 2029 CASH FLOW STATEMENT - CONSOLIDATED

Scenario: Base line

	Delivery Program																					
	Actuals 2017/18 \$'000	Current Year 2018/19 \$'000	Operational Plan		Projected Years																	
			2019/20 \$'000	2020/21 \$'000	2021/22 \$'000	2022/23 \$'000	2023/24 \$'000	2024/25 \$'000	2025/26 \$'000	2026/27 \$'000	2027/28 \$'000	2028/29 \$'000										
Cash Flows from Operating Activities																						
Receipts:																						
Rates & Annual Charges	348,295	354,887	325,074	329,844	349,686	359,502	368,614	377,821	387,257	396,929	406,843											
User Charges & Fees	139,158	144,352	145,913	147,541	155,898	159,803	163,636	167,579	171,618	175,756	179,994											
Interest & Investment Revenue Received	14,331	12,630	15,887	13,434	9,579	9,887	11,014	12,339	12,895	13,662	14,220											
Grants & Contributions	130,554	92,147	95,964	107,335	107,676	106,095	108,064	110,328	112,648	114,965	117,615											
Bonds & Deposits Received	1,288	-	-	-	-	-	-	-	-	-	-											
Other	38,061	11,662	23,323	14,270	14,979	15,423	15,767	16,161	16,565	16,981	17,397											
Payments:																						
Employee Benefits & On-Costs	(179,917)	(186,555)	(209,120)	(212,892)	(224,684)	(230,980)	(237,643)	(244,393)	(251,574)	(259,001)	(266,000)											
Materials & Contracts	(108,092)	(126,035)	(97,903)	(100,502)	(101,571)	(103,434)	(105,330)	(109,077)	(111,300)	(114,122)	(116,416)											
Borrowing Costs	(19,391)	(17,527)	(15,514)	(14,156)	(12,398)	(12,252)	(12,497)	(12,672)	(12,703)	(12,650)	(12,712)											
Other	(99,604)	(105,532)	(105,322)	(104,989)	(109,281)	(111,941)	(115,380)	(114,350)	(117,177)	(119,695)	(124,356)											
Net Cash provided (or used in) Operating Activities	264,683	180,029	178,302	179,886	190,263	192,103	196,246	203,735	208,230	212,826	216,586											
Cash Flows from Investing Activities																						
Receipts:																						
Sale of Investment Securities	326,765	55,223	115,186	70,016	-	-	-	-	-	-	-											
Sale of Infrastructure, Property, Plant & Equipment	3,108	4,500	-	-	-	-	-	-	-	-	-											
Deferred Debtors Receipts	2	-	-	-	-	-	-	-	-	-	-											
Payments:																						
Purchase of Investment Securities	(634,453)	(9,222)	(13,967)	-	(2,092)	-	-	(30,862)	(28,042)	(48,921)	(47,766)											
Purchase of Infrastructure, Property, Plant & Equipment	(179,224)	(199,832)	(235,621)	(283,212)	(173,016)	(158,219)	(188,961)	(176,891)	(144,129)	(138,931)	(137,323)											
Net Cash provided (or used in) Investing Activities	(183,802)	(149,331)	(134,402)	(213,196)	(173,016)	(158,219)	(188,961)	(207,744)	(172,171)	(187,852)	(185,089)											
Cash Flows from Financing Activities																						
Receipts:																						
Proceeds from Borrowings & Advances	-	-	30,000	30,000	30,000	30,000	30,000	30,000	30,000	30,000	30,000											
Payments:																						
Repayment of Borrowings & Advances	(23,976)	(32,994)	(46,464)	(44,067)	(23,640)	(25,328)	(25,736)	(28,765)	(30,284)	(29,787)	(31,942)											
Net Cash Flow provided (used in) Financing Activities	(23,976)	(32,994)	(16,464)	(14,067)	6,360	4,672	4,264	1,235	(284)	213	(1,942)											
Net Increase/(Decrease) in Cash & Cash Equivalents	56,905	(2,296)	27,436	(47,377)	23,607	38,557	11,549	(2,773)	35,775	25,188	29,555											
plus: Cash, Cash Equivalents & Investments - beginning of year	2,597	59,502	57,206	84,642	808	24,415	62,972	74,521	71,748	107,523	132,711											
Cash & Cash Equivalents - end of the year	59,502	57,206	84,642	37,265	24,415	62,972	74,521	71,748	107,523	132,711	162,266											
Cash & Cash Equivalents - end of the year	59,502	57,206	84,642	37,265	24,415	62,972	74,521	71,748	107,523	132,711	162,266											
Investments - end of the year	417,203	371,202	269,963	199,967	202,059	202,059	202,059	232,921	260,964	309,885	357,651											
Cash, Cash Equivalents & Investments - end of the year	476,705	428,408	354,625	237,232	226,474	265,031	276,581	304,670	368,487	442,595	519,916											

B. Conservative

This scenario includes the following assumptions that vary when compared to the base case LTFP:

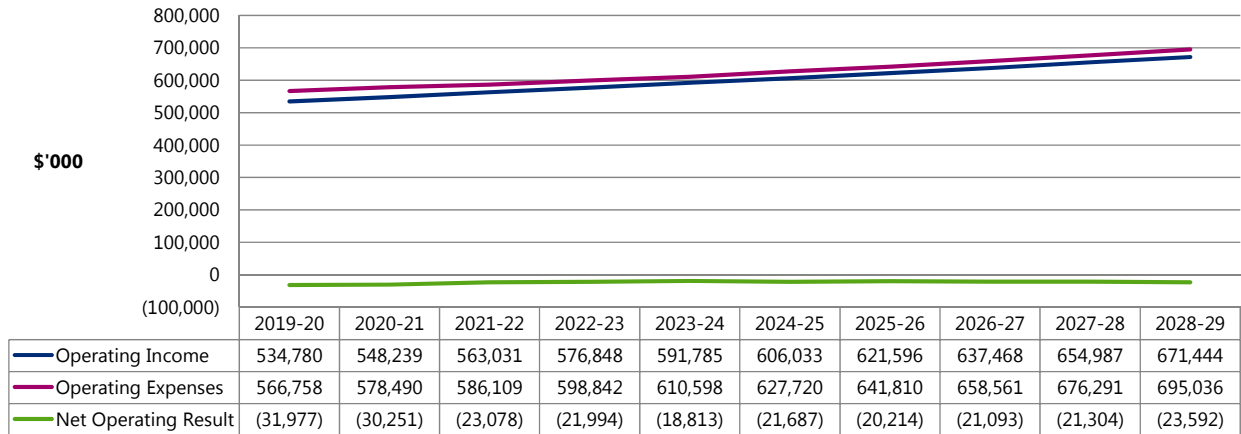
Waste levy costs are 10% higher as a result of State Government escalations

Water usage income is 5% lower as a result of entrenched water wise practice

Inflation rates are 1% higher than expected

Staff turnover rate is 3% lower than planned

Scenario B - Conservative



C. Optimistic

This scenario includes the following assumptions that vary when compared to the base case LTFP:

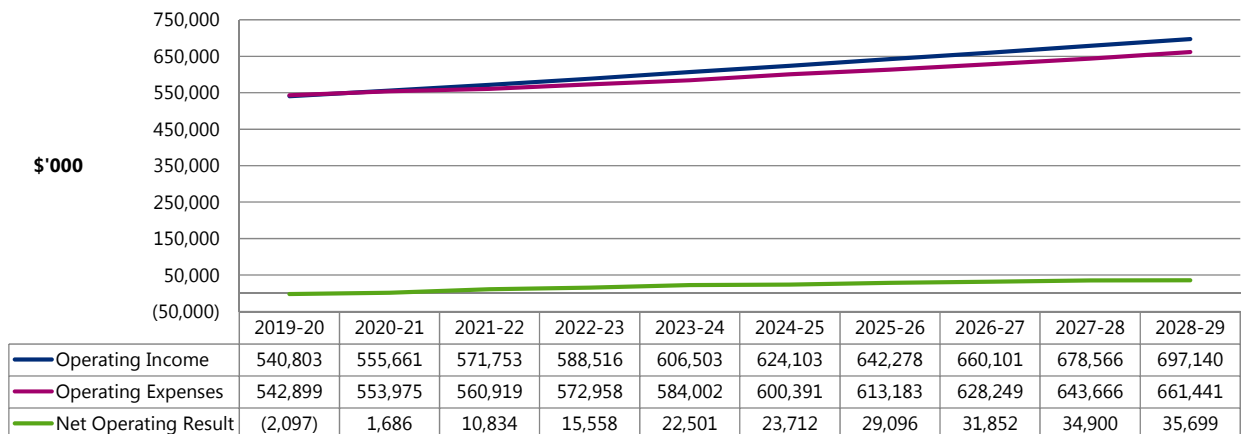
Waste levy costs are reduced as a result of implementation of alternative waste technology (estimated 20% diversion of landfill waste)

Water usage income is 5% higher as a result of additional consumption

Inflation rates are 1% lower than expected

Staff turnover rate is 3% higher than planned

Scenario C - Optimistic



APPENDIX 1: FINANCIAL PERFORMANCE RATIOS

Methods of Monitoring Financial Performance

A primary goal of the LTFP is to enable transparent measurement and accountability. We use the following indicators to achieve this goal:

Operating Performance Ratio

$$= \frac{\text{Total continuing operating revenue (excluding capital grants and contributions) less operating expenses}}{\text{Total continuing operating revenue (excluding capital grants and contributions)}}$$

This ratio measures Council's achievement of containing operating expenditure within operating revenue. This ratio focuses on operating performance and excludes capital income from grants and contributions.

Own Source Operating Revenue Ratio

$$= \frac{\text{Total continuing operating revenue excluding all grants and contributions}}{\text{Total continuing operating revenue inclusive of capital grants and contributions}}$$

This ratio measures fiscal flexibility and the degree of reliance on external funding sources. A Council's fiscal flexibility improves the higher the level of its own source of revenue.

Unrestricted Current Ratio

$$= \frac{\text{Current assets less all external restrictions}}{\text{Current liabilities less specific purpose liabilities}}$$

The purpose of this ratio is to demonstrate whether there are sufficient funds available to meet short term obligations.

Cash Expense Cover Ratio.

$$= \frac{\text{Cash and cash equivalents plus term deposits}}{\text{Cash flows from operating and financing activities}}$$

This liquidity ratio indicates the number of months Council can continue paying for its immediate expenses without additional cash inflow.

Rates and Annual Charges Outstanding Percentage

$$= \frac{\text{Rates and annual charges outstanding}}{\text{Rates and annual charges collectible}}$$

The purpose of this measure is to assess the impact of uncollected rates and annual charges on liquidity and the adequacy of recovery efforts.

Infrastructure Backlog Ratio

$$= \frac{\text{Estimated costs to bring assets to a satisfactory condition}}{\text{Net carrying amount of infrastructure assets}}$$

This ratio shows what proportion the backlog is against the total value of Council’s infrastructure.

Asset maintenance ratio

$$= \frac{\text{Actual asset maintenance}}{\text{Required asset maintenance}}$$

This ratio compares actual maintenance against required maintenance to determine whether Council is investing enough funds to stop the infrastructure backlog from growing.

Building and Infrastructure Renewals Ratio


$$= \frac{\text{Asset renewals excluding WIP for Special Schedule 7 infrastructure assets only}}{\text{Depreciation, amortisation and impairment}}$$

The purpose of this ratio is to assess the rate at which these assets are being renewed against the rate at which they are depreciating for building and infrastructure assets.



Debt Service Cover Ratio

$$= \frac{\text{Operating result before capital (excluding interest and depreciation, amortisation, impairment)}}{\text{Principal repayments and borrowing costs}}$$

This ratio measures the availability of operating cash to service debt including interest, principal and lease payments.

A wooden fence runs along a sandy beach, overlooking the ocean under a clear blue sky. A recycling sign is attached to the fence. The sign features a small recycling symbol in the top right corner, a photograph of a person picking up a piece of trash on a beach, and the slogan 'PICK IT UP. BIN IT. TAKE 3 FOR THE SEA.' at the bottom.

Where does
our rubbish go?



PICK IT UP. BIN IT. TAKE 3 FOR THE SEA.

STATEMENT OF REVENUE



STATEMENT OF REVENUE

Overview

The Statement of Revenue details how rates and annual charges are set, as well as fees and charges for use of Council facilities and services.

ORDINARY RATES AND SPECIAL RATES

How Rates are Determined

The total amount of ordinary and special rates Council can charge is capped by legislation. The Independent Pricing and Regulatory Tribunal (IPART) has approved a 2.7% rate peg as the allowable increase on this capped amount.

This capped amount is effectively shared between ratepayers according to the individual value of each property within each of the former Gosford and Wyong Local Government Areas.

Under the *Valuation of Land Act 1916* Council is required to use the most current land values when calculating ordinary and special rates.

These values are provided by the NSW Valuer General (VG), the independent statutory authority responsible for determining land values in NSW. The latest values provided by the VG are being used for levying rates in and have a base date of 1 July 2016.

Council usually has a limited number of inflexible rating structures mandated under the *Local Government Act 1993*. All of which are primarily based on the unimproved land value of property.

However, in accordance with the NSW Government's rate path freeze policy provisions as determined under s. 218CB of the *Local Government Act 1993*, these limited options are not available to Central Coast Council.

The NSW Government's rate path freeze policy, means that Council is required to maintain the rate path that was last applied by the former Gosford City Council and the former Wyong Shire council. This policy has been formalised in legislation and will apply until 30 June 2020.

RATING CATEGORIES AND STRUCTURE

Categories

In accordance with s. 514 of the Local Government Act 1993, all parcels of rateable land in Council's area have been classified into one of the following categories of Ordinary rates:

Land Categories		
Farmland	s. 515 of the <i>Local Government Act 1993</i>	Land is categorised as farmland if it is a parcel of rateable land valued as one assessment and its dominant use is for farming or agricultural production. Rural residential land is not categorised farmland.
Residential	s. 516 of the <i>Local Government Act 1993</i>	Land is categorised as residential if it is a parcel of rateable land valued as one assessment and its dominant use is for residential accommodation or rural residential land or if it is vacant land it is zoned or otherwise designated for use under an environmental planning instrument for residential purposes.
Residential – Flood Prone	s. 516 of the <i>Local Government Act 1993</i>	Land is categorised as residential – flood prone if it is a parcel of rateable land valued as one assessment and it is vacant flood liable land which is unsuitable for building upon.
Mining	s. 517 of the <i>Local Government Act 1993</i>	Land is to be categorised mining if it is a parcel of rateable land valued as one assessment and its dominant use is for a coal mine or metalliferous mine.
Business	s. 518 of the <i>Local Government Act 1993</i>	Land is to be categorised as business if it cannot be categorised as farmland, residential or mining. Caravan parks and manufactured home communities are to be categorised business.
Business – Major Retail	s. 529(2)(d) of the <i>Local Government Act 1993</i> - a sub-category may be determined for the category "business" according to a centre of activity	The Business Sub Category of Major Retail applies to properties within the major retail precincts in the former Wyong Shire local government area of: <ul style="list-style-type: none"> • Bay Village Bateau Bay (refer to Map 1) • Lake Haven Shopping Centre and Home Mega Centre (refer to Map 2) • Westfield Tuggerah (refer to Map 3) • Tuggerah SuperCentre (refer to Map 4)
Business – Local Retail	s. 529(2)(d) of the <i>Local Government Act 1993</i> - a sub-category may be determined for the category "business" according to a centre of activity	The Business Sub Category of Local Retail applies to properties within the local retail precincts in the former Wyong Shire local government area at: <ul style="list-style-type: none"> • Chittaway Bay (refer to Map 5) • Lake Munmorah (refer to Map 6) • San Remo (refer to Map 7) • Wadalba (refer to Map 8)

The categorisation of all rateable land was determined as at 1 January 1994 and took place with the issue of the rate notice in January 1994.

New parcels of land created since that date have been categorised with the issue of subsequent rate notices. Where subsequent changes in categorisation have occurred, written notices to this effect have been issued in accordance with s. 520 of the *Local Government Act 1993*.

Structure

In accordance with recent/proposed amendments to the *Local Government Act 1993* applicable to merged councils, Central Coast Council is required to maintain the rate path that was last applied by the former Gosford City Council and the former Wyong Shire Council.

The rating structures that apply within each of the former Gosford and Wyong Local Government Areas therefore reflects the structure and path of rate increases in place within each of those areas prior to the formation of Central Coast Council on 12 May 2016.

Ordinary Rates

Ordinary rates are used to provide essential services such as the road network, street lighting, street cleaning, footpaths, parks, sport and recreation facilities, environmental planning and conservation, city rangers, pest control, libraries, town planning and building control, community services, and much more.

Ordinary Rates 2019-20					
Category and Sub category	Former Gosford Local Government Area		Former Wyong Local Government Area		Forecast Income per category (\$)
	Ad Valorem Cents per \$ land value	Minimum (\$)	Ad Valorem Cents per \$ land value	Minimum (\$)	
Farmland	0.171961	540.00	0.294576	300.00	781,000
Residential	0.294490	540.00	0.463232	300.00	147,233,000
Residential – Flood Prone	0.328657	276.00	-	-	13,000
Business	0.557896	540.00	1.009672	300.00	18,855,000
Business – Major Retail	-	-	1.514513	300.00	1,414,000
Business – Local Retail	-	-	1.262087	300.00	136,000
Mining	-	-	16.61257	300.00	948,000

Estimated Ordinary Residential Rate - former Gosford Local Government Area

Unimproved Land Value at 1 July 2016	Ordinary Residential Rates	Unimproved Land Value at 1 July 2016	Ordinary Residential Rates	Unimproved Land Value at 1 July 2016	Ordinary Residential Rates
\$30,000	\$540	\$160,000	\$540	\$300,000	\$883
\$40,000	\$540	\$170,000	\$540	\$320,000	\$942
\$50,000	\$540	\$180,000	\$540	\$340,000	\$1,001
\$60,000	\$540	\$190,000	\$560	\$360,000	\$1,060
\$70,000	\$540	\$200,000	\$589	\$380,000	\$1,119
\$80,000	\$540	\$210,000	\$618	\$400,000	\$1,178
\$90,000	\$540	\$220,000	\$648	\$450,000	\$1,325
\$100,000	\$540	\$230,000	\$677	\$500,000	\$1,472
\$110,000	\$540	\$240,000	\$707	\$550,000	\$1,620
\$120,000	\$540	\$250,000	\$736	\$600,000	\$1,767
\$130,000	\$540	\$260,000	\$766	\$650,000	\$1,914
\$140,000	\$540	\$270,000	\$795	\$700,000	\$2,061
\$150,000	\$540	\$280,000	\$825	\$750,000	\$2,209

Estimated Ordinary Residential Rate - former Wyong Government Area

Unimproved Land Value at 1 July 2016	Ordinary Residential Rates	Unimproved Land Value at 1 July 2016	Ordinary Residential Rates	Unimproved Land Value at 1 July 2016	Ordinary Residential Rates
\$30,000	\$300	\$160,000	\$741	\$300,000	\$1,390
\$40,000	\$300	\$170,000	\$787	\$320,000	\$1,482
\$50,000	\$300	\$180,000	\$834	\$340,000	\$1,575
\$60,000	\$300	\$190,000	\$880	\$360,000	\$1,668
\$70,000	\$324	\$200,000	\$926	\$380,000	\$1,760
\$80,000	\$371	\$210,000	\$973	\$400,000	\$1,853
\$90,000	\$417	\$220,000	\$1,019	\$450,000	\$2,085
\$100,000	\$463	\$230,000	\$1,065	\$500,000	\$2,316
\$110,000	\$510	\$240,000	\$1,112	\$550,000	\$2,548
\$120,000	\$556	\$250,000	\$1,158	\$600,000	\$2,779
\$130,000	\$602	\$260,000	\$1,204	\$650,000	\$3,011
\$140,000	\$649	\$270,000	\$1,251	\$700,000	\$3,243
\$150,000	\$695	\$280,000	\$1,297	\$750,000	\$3,474

Typical Residential Ratepayer- former Gosford Local Government Area (excluding water usage charges)

Based on 2016 Land Value of \$330,180	Annual Amount	Quarterly Instalment
Ordinary Residential Rates	\$972	
Domestic Waste Management Charge* Three bin waste and recycling collection services with 6 bulk kerbside collections. <i>*\$502 Eastern area waste service or \$445 Western area waste service which excludes the garden vegetation bin service</i>	\$502	
Water Authority Charges[#] Water, sewerage and stormwater drainage services as detailed in the table below	\$684	
Total Annual Rates and Charges	\$2,158	\$540

Typical Residential Ratepayer- former Wyong Local Government Area (excluding water usage charges)

Based on 2016 Land Value of \$257,000	Annual Amount	Quarterly Instalment
Ordinary Residential Rates	\$1,192	
Domestic Waste Management Charge* Three bin waste and recycling collection services with 6 bulk kerbside collections. <i>*\$502 Eastern area waste service or \$445 Western area waste service which excludes the garden vegetation bin service</i>	\$502	
Water Authority Charges[#] (water, sewerage and stormwater drainage services as detailed in the table below)	\$652	
Total Annual Rates and Charges	\$2,346	\$587

Water Authority Charges - former Gosford Local Government Area (excluding water usage charges)

Single Residential Dwelling - House	Annual Amount	Quarterly Instalment
Water Service Charge For the supply of water services - (separate, user pays, charges apply for water usage)	\$84.50	
Sewer Service Charge For the supply of sewer service	\$390.06	
Stormwater Drainage Service Charge Provides funds to maintain and improve Council's drainage network	\$104.55	
Sewer Usage Charge Fixed usage charge	\$105.00	
Total Service and Sewer Usage Charges (excluding water usage @ \$2.03 per kL)	\$684.11	\$171.03

Water Authority Charges – former Wyong Local Government Area (excluding water usage charges)

Single Residential Dwelling - House	Annual Amount	Quarterly Instalment
Water Service Charge For the supply of water services - (separate, user pays, charges apply for water usage)	\$84.50	
Sewer Service Charge For the supply of sewer services - (separate, user pays, charges apply for sewer usage)	\$358.30	
Stormwater Drainage Service Charge Provides funds to maintain and improve Council's drainage network	\$104.55	
Sewer Usage Charge Fixed usage charge	\$105.00	
Total Service and Sewer Usage Charges (excluding water usage @ \$2.03 per kL)	\$652.35	\$163.09

Billing Methodology

Council operates as both the local government authority under the *Local Government Act 1993 (LGA)* and as the local water authority under the *Water Management Act 2000 (WMA)*.

Current Billing Methodology former Gosford Local Government Area				
Rate or Service Charge	Legislation	Notice/Account	Billing Frequency	Payment Dates
Ordinary Rates	LGA	Annual Rates	July annually	In full by 31 August or four instalments due: <ul style="list-style-type: none"> • 31 August • 30 November • 28 (or 29) February • 31 May
Special Rates				
Domestic Waste				
Other (non-Domestic) Waste				
Water Service	WMA	Water Account	Quarterly*	30 days after issue date
Sewerage Service				
Stormwater Drainage Service				
Water Usage				
Sewer Usage				
Trade Waste Usage				

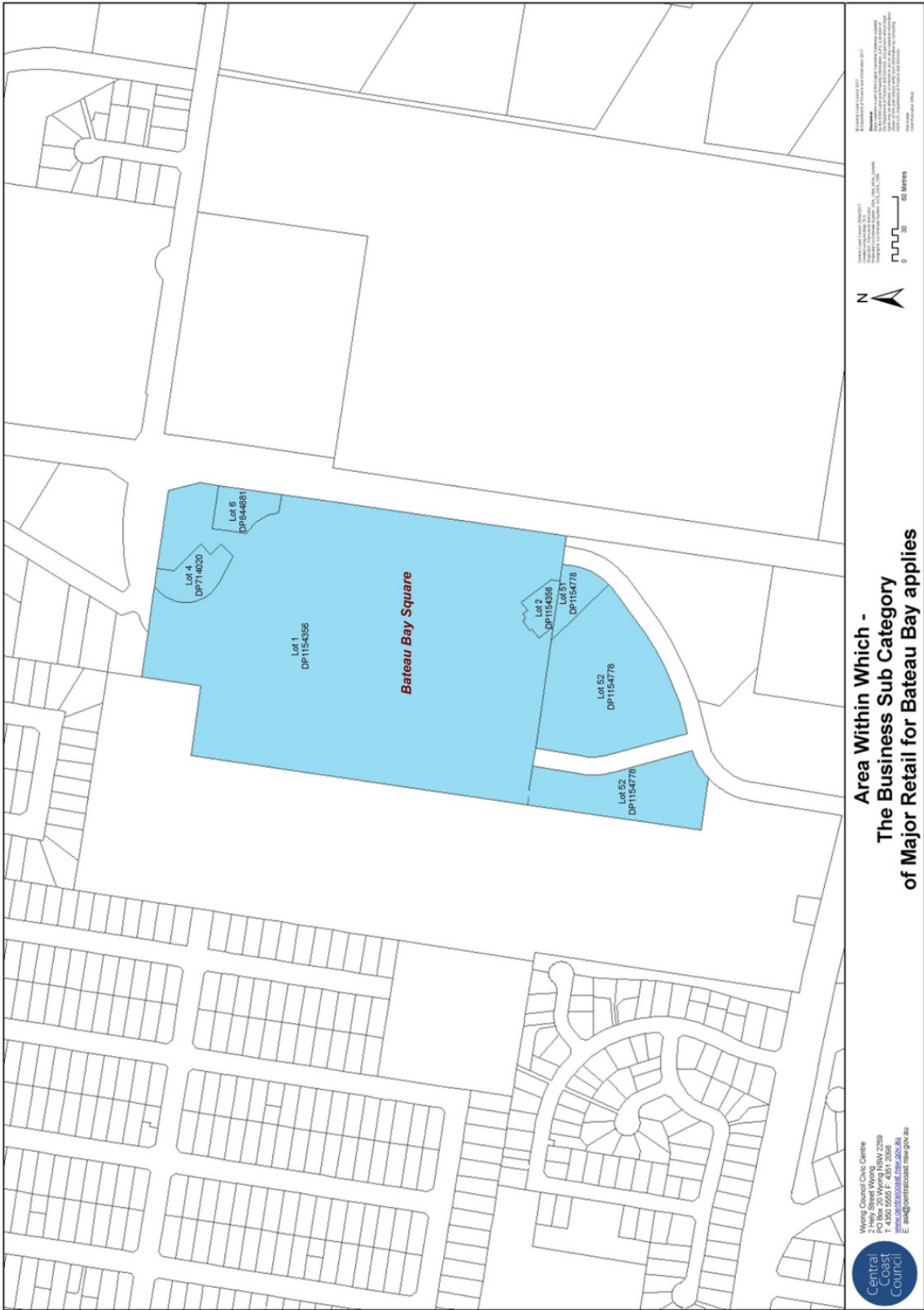
* Various issue dates depending on suburb / area according to water meter reading program

Current Billing Methodology former Wyong Local Government Area				
Rate or Service Charge	Legislation	Notice/Account	Billing Frequency	Payment Dates
Ordinary Rates	LGA	Annual Rates	July annually	In full by 31 August or four instalments due; <ul style="list-style-type: none"> • 31 August • 30 November • 28 (or 29) February • 31 May
Special Rates				
Domestic Waste				
Other (non-Domestic) Waste				
Water Service	WMA	Water Account	Quarterly*	30 days after issue date
Sewerage Service				
Stormwater Drainage Service				
Water Usage				
Sewer Usage (Residential)*		Water Account	Quarterly*	
Sewer Usage (Non-Residential)**		Debtor Account (Invoice)	Based on water usage: <ul style="list-style-type: none"> • Small user – annually • Large user - quarterly 	
Trade Waste Usage**		Trade Waste Account	Based on water usage: <ul style="list-style-type: none"> • Small user – annually • Large user – monthly or quarterly 	

* Various issue dates depending on suburb / area according to water meter reading program


** Harmonisation of Council's bill continues with the intent of reducing the number of different bill types received by our customers. Pricing is unaffected by this process.

Map 1 - Business Major Retail - Bateau Bay

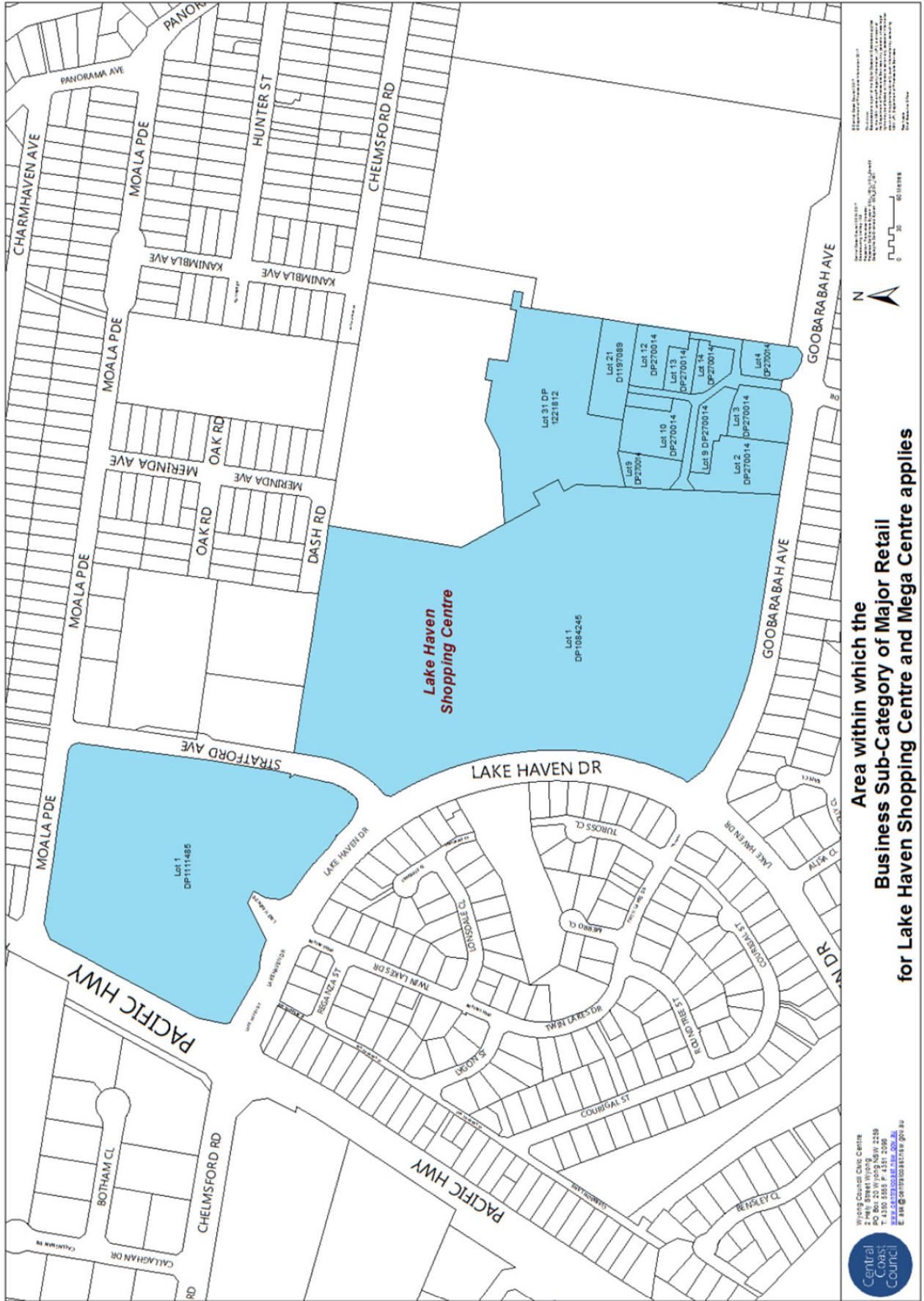


**Area Within Which -
The Business Sub Category
of Major Retail for Bateau Bay applies**

Wyong Council Civic Centre
PO Box 20 Wyong NSW 2259
T: 4350 5555 F: 4351 2068
www.wyong.nsw.gov.au
E: info@wyong.nsw.gov.au



Map 2 - Business Major Retail – Lake Haven



Map 3 - Business Major Retail – Westfield Tuggerah

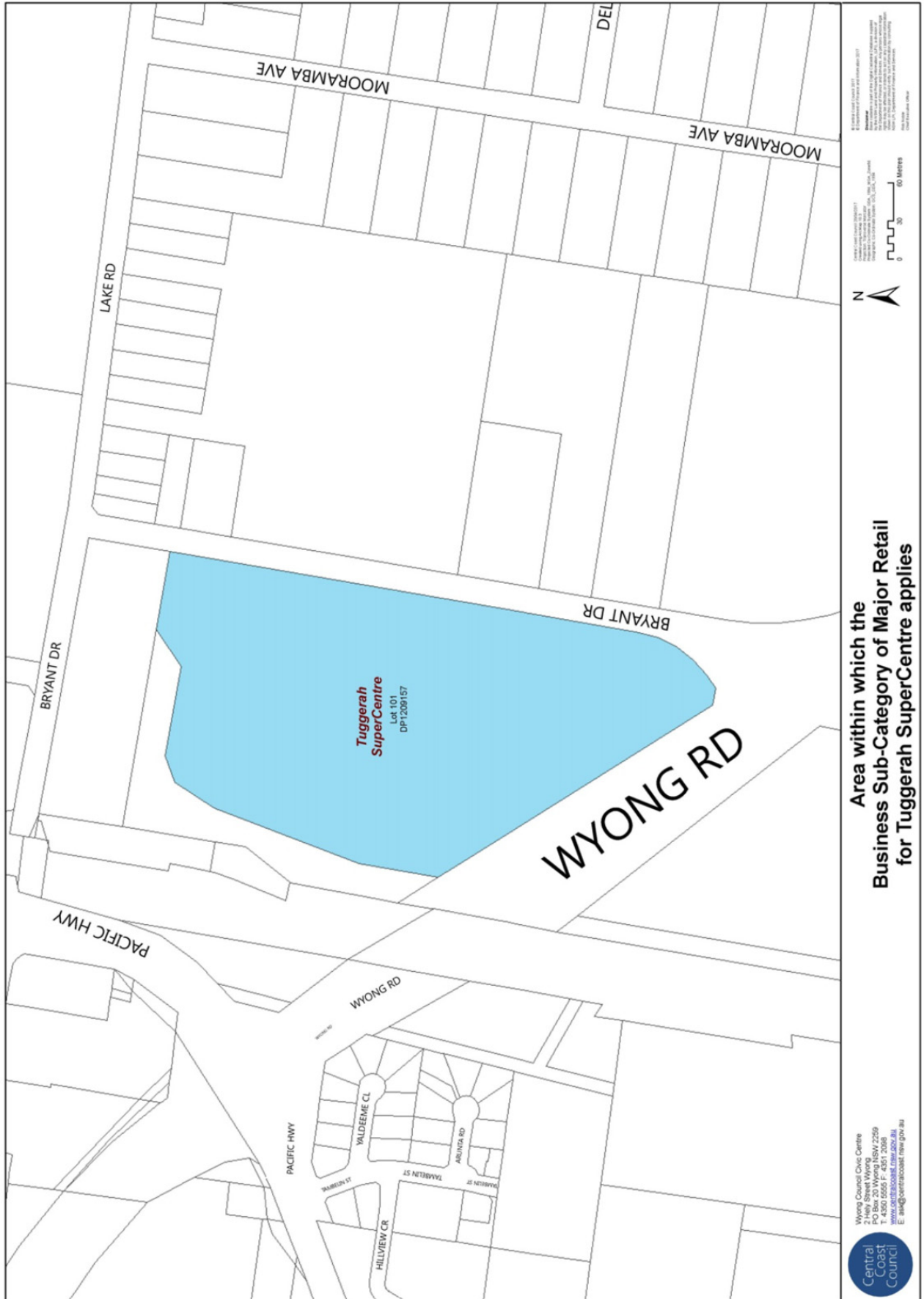


**Area within which the
Business Sub-Category of Major Retail
for Westfield Tuggerah applies**

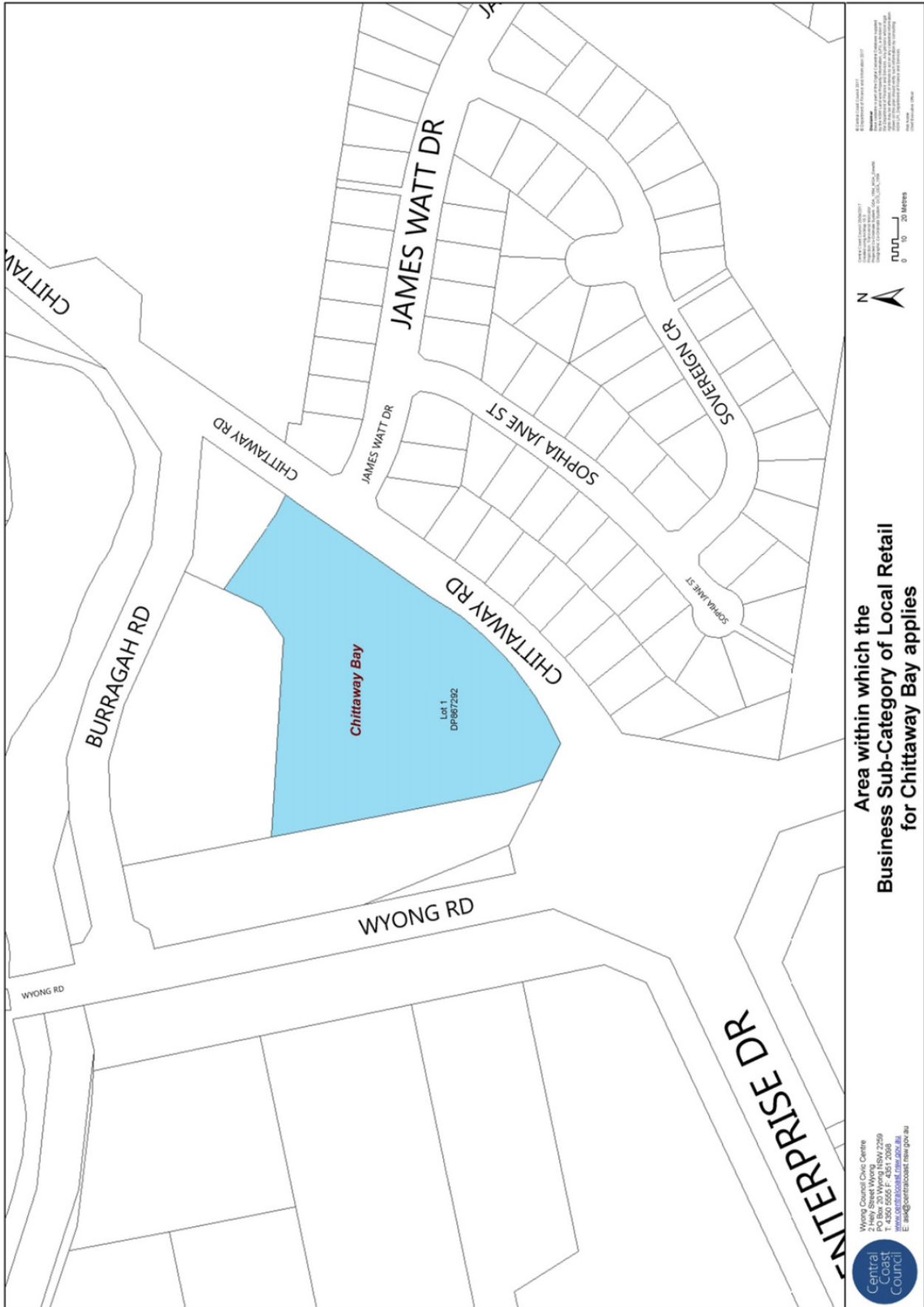
Wyong Council Civic Centre
 PO Box 20 Wyong NSW 2259
 T: 4350 5555 F: 4351 2088
www.centralcoast.nsw.gov.au
 E: info@centralcoast.nsw.gov.au



Map 4 - Business Major Retail – Tuggerah SuperCentre



Map 5 - Business Local Retail – Chittaway Bay

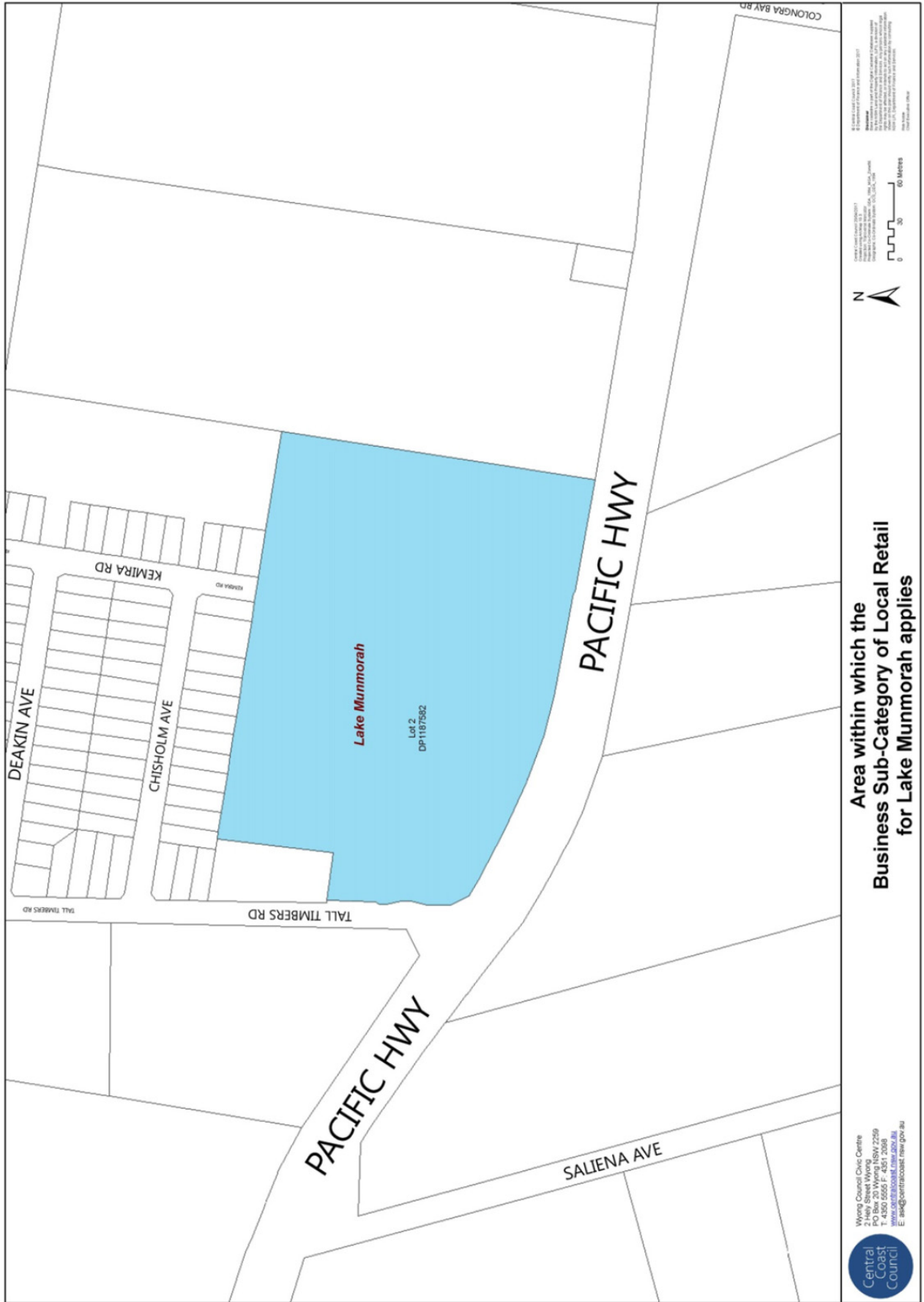


Area within which the
Business Sub-Category of Local Retail
 for Chittaway Bay applies

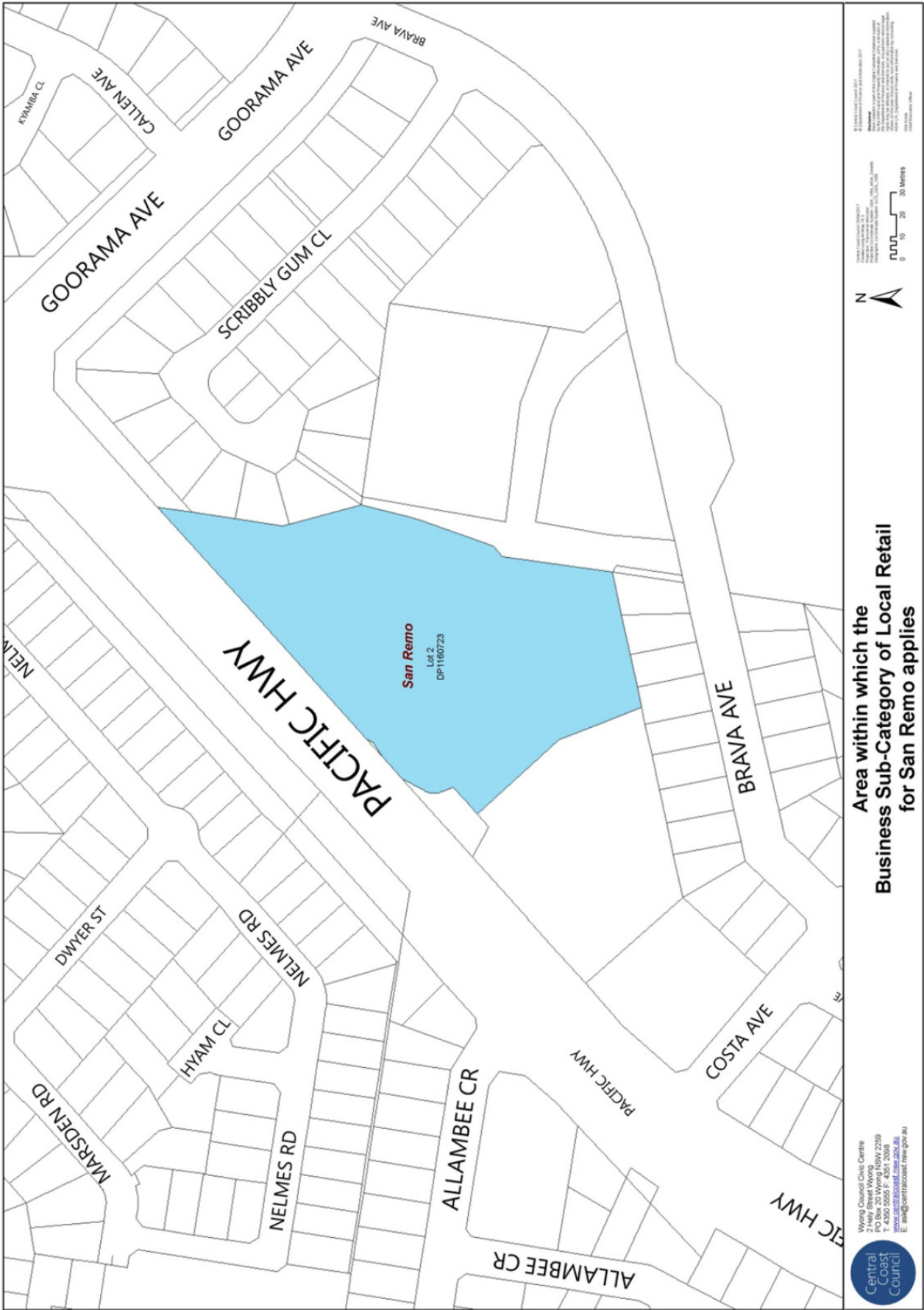
Wyang Council Civic Centre
 20 Wyong NSW 2259
 T: 4350 5555 F: 4351 2068
www.centralcoast.nsw.gov.au
 E: info@centralcoast.nsw.gov.au

Central Coast Council

Map 6 - Business Local Retail – Lake Munmorah



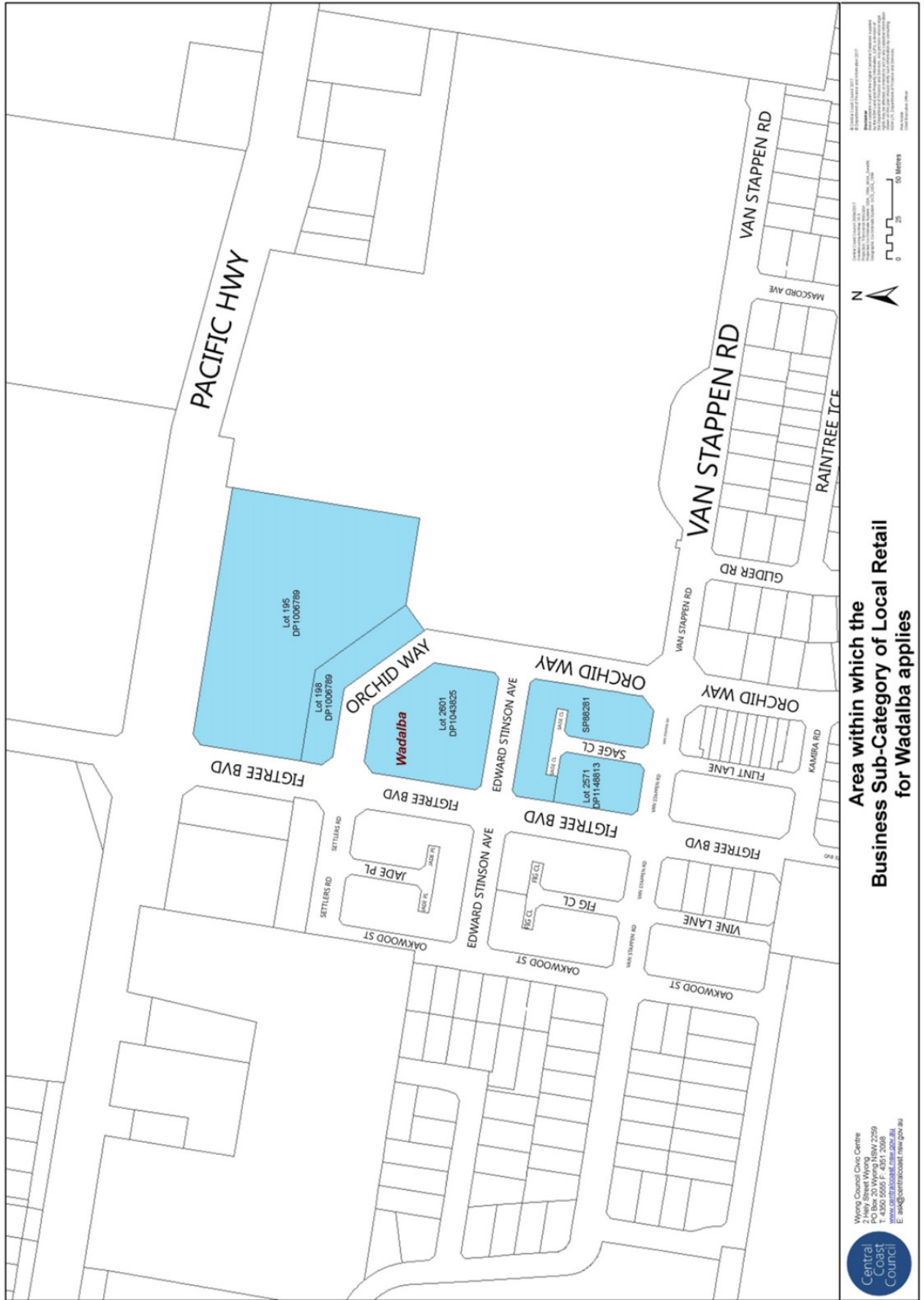
Map 7 - Business Local Retail – San Remo



Wyong Council Civic Centre
 2 Hey Street Wyong
 Phone: 02 4321 2256
 T: 0800 655055 F: 0257 20368
www.centralcoast.nsw.gov.au
 E: info@centralcoast.nsw.gov.au



Map 8 – Business Local Retail - Wadalba



Area within which the
Business Sub-Category of Local Retail
 for Wadalba applies

Wyong Council Civic Centre
 PO Box 20 Wyong NSW 2259
 T: 4350 5555 F: 451 2008
www.centralcoast.nsw.gov.au
 E: info@centralcoast.nsw.gov.au



© Council of Wyalong 2017
 All Rights Reserved
 This map is a representation of the current information available to the Council at the time of printing. The Council is not responsible for any errors or omissions. The Council is not liable for any loss or damage arising from the use of this map.

Special Rates

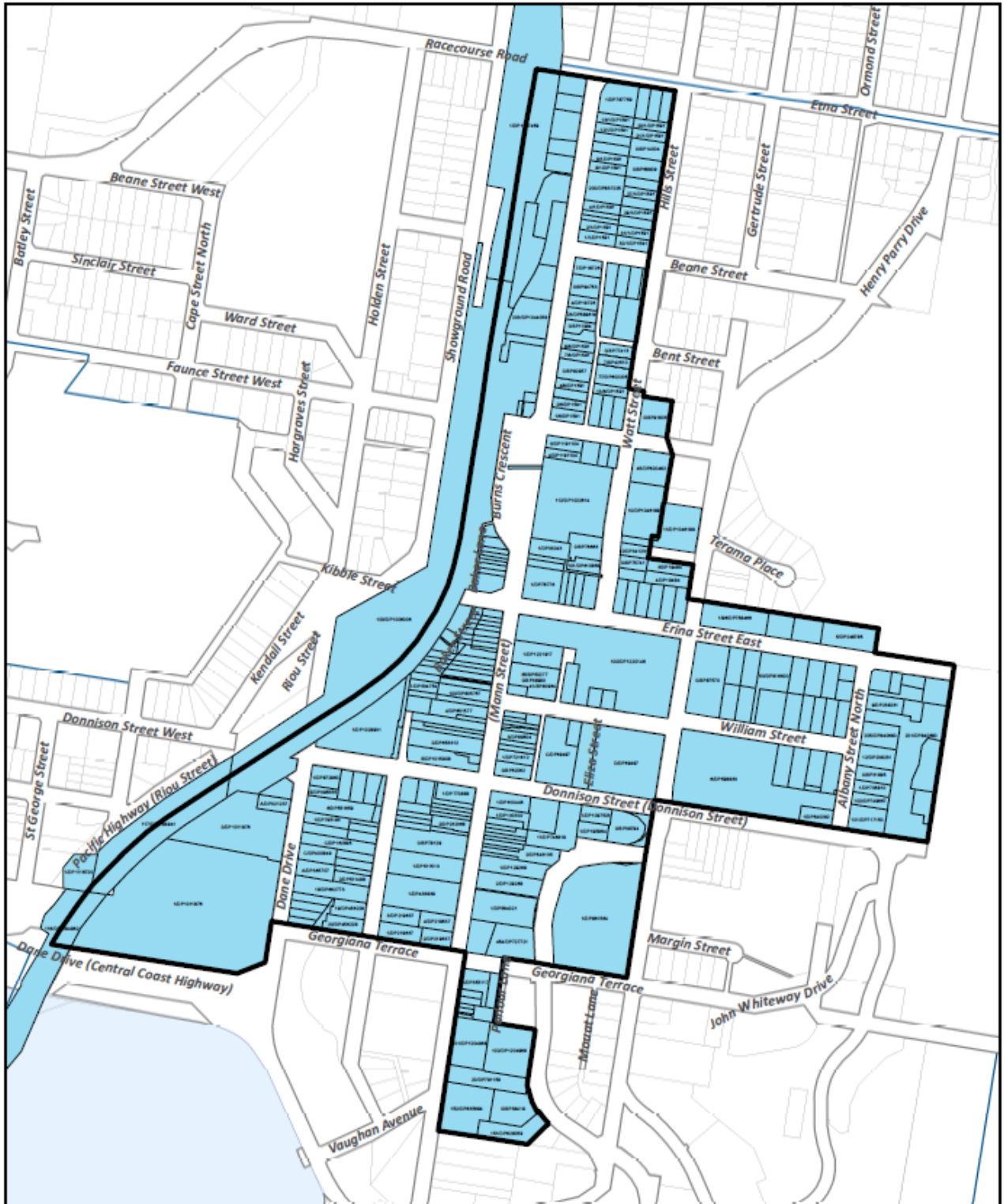
Special Rates are also levied based on land values provided by the NSW Valuer General. The following Special Rates will be levied under s. 495 of the *Local Government Act 1993*.

Special Rate	Properties Assessed	Base Amount	Ad Valorem Cents per \$ land value	Forecast income
Gosford Parking Special Rate				
<p><u>Purpose</u> Provide funding for the operation of the Baker Street Parking Station.</p> <p><u>Background</u> Introduced in 1978 as an ongoing rate.</p> <p>Refer to Map 9</p>	<p>All properties categorised as Business, in accordance with s. 518 of the <i>Local Government Act 1993</i>, located within the Gosford Central Business District.</p>	-	0. 138191	\$192,000
Gosford Central Business District Improvement Special Rate				
<p><u>Purpose</u> Provide funding for works which will enhance the Central Business District and benefit business properties located in that area.</p> <p><u>Background</u> Introduced in 1994-95 as an ongoing rate</p> <p>Refer to Map 9</p>	<p>All properties categorised as Business, in accordance with s. 518 of the <i>Local Government Act 1993</i>, located within the Gosford Central Business District.</p>	-	0. 360517	\$501,000
Business/Tourism Development Special Rate				
<p><u>Purpose</u> Provide funding for Business / tourism works across the former Gosford Local Government Area.</p> <p><u>Background</u> Introduced in 1994-95 as an ongoing rate</p> <p>Refer to Map 10</p>	<p>All properties categorised as Business, in accordance with s. 518 of the <i>Local Government Act 1993</i>, within the former Gosford Local Government Area.</p>	-	0. 059057	\$929,000

Special Rate	Properties Assessed	Base Amount	Ad Valorem Cents per \$ land value	Forecast income
The Entrance Area				
<p><u>Purpose</u> Provide funding to The Entrance area to:</p> <ul style="list-style-type: none"> Promote the economic development of The Entrance area Market and promote The Entrance area Organise and manage promotional events within and around The Entrance area for the purpose of improving the market penetration of The Entrance area and its traders. <p><u>Background</u> Introduced from 1 July 1997, in accordance with s. 495 of the <i>Local Government Act 1993</i>, to fund activities in The Entrance area and to enhance the local business area.</p> <p>Refer to Maps 11 and 12</p>	<p>The Entrance Area Special Rate applies to the following properties:</p> <ul style="list-style-type: none"> All land used for business purposes and categorised, in accordance with s. 518 of the <i>Local Government Act 1993</i>, in the suburb known as The Entrance Major Facilities servicing Tourists identified as all properties in the suburbs of Magenta, The Entrance North, The Entrance, Blue Bay, Long Jetty, Toowoona Bay, Shelly Beach and Bateau Bay being land predominantly used for purposes as defined in Council's current Local Environmental Plan (LEP) of; <ul style="list-style-type: none"> Amusement centres Camping grounds Caravan parks Eco-tourist facilities Pubs Registered clubs Service stations Tourist and visitor accommodation Identified as Town Centres in Council's current Retail Centres Strategy. <p>These are properties that have been identified by Council as receiving a benefit through this special rate.</p>	\$93.00	0.369340	\$577,000
Toukley Area				
<p><u>Purpose</u> Provide funding to the Toukley area to market and promote the economic development of the Toukley area within which this special rate applies.</p> <p><u>Background</u> Introduced from 1 July 1997, in accordance with s. 495 of <i>Local Government Act 1993</i>, following a request by the Toukley Chamber of Commerce to fund activities in the Toukley area to enhance the local business area.</p> <p>Refer to Map 13</p>	<p>The Special Rate applies to the following properties:</p> <ul style="list-style-type: none"> All properties categorised as Business in the Toukley, Canton Beach, Norville and Norah Head areas. <p>These are properties that have been identified by Council as receiving a benefit from the activities funded through this special rate.</p>	\$93.00	0.276571	\$181,000


Special Rate	Properties Assessed	Base Amount	Ad Valorem Cents per \$ land value	Forecast income
Wyang Area				
<p><u>Purpose</u> Provide funding to the Wyong area to promote the economic development of the Wyong area within which this special rate applies.</p> <p><u>Background</u> Introduced from 1 July 2005, in accordance with s. 495 of the <i>Local Government Act 1993</i>, following a request from the Wyong-Tuggerah Chamber of Commerce to fund activities in the Wyong area to enhance the local business area.</p> <p>Refer to Map 14</p>	<p>The Special Rate applies to the following properties:</p> <ul style="list-style-type: none"> • All properties categorised as Business in the suburb known as Watanobbi. • All properties categorised as Business in the suburb known as Wyong bounded by the following; <ul style="list-style-type: none"> - North of the Wyong River from Tacoma in the east to the M1 Pacific Motorway in the west - East of the M1 Pacific Motorway from the Wyong River to the suburb boundary between Wyong and Warnervale but to exclude Lot 32 DP 814964 - South of the northern Wyong boundary to its intersection with the Pacific Highway and then south of the Pacific Highway to the intersection of Pollock Avenue, but to include Lot 400 DP 1114793 (this lot being to the north of the Pacific Highway) - Eastern boundary of the suburb of Wyong from Johns Road to Wyong River. <p>These are properties that have been identified by Council as receiving a benefit from the activities funded through this special rate.</p>	\$93.00	0.104967	\$80,000

Map 9 – Gosford CBD Special Rate and Gosford Parking Special Rate



**Area Within Which –
The Gosford CBD and Gosford Parking Special Rate for Business in the Gosford CBD may apply**


 Central Coast Council
 43 Mann Street
 Gosford
 PO Box 21 Gosford NSW 2250
www.central-coast.nsw.gov.au
6.aid@centralcoast.nsw.gov.au

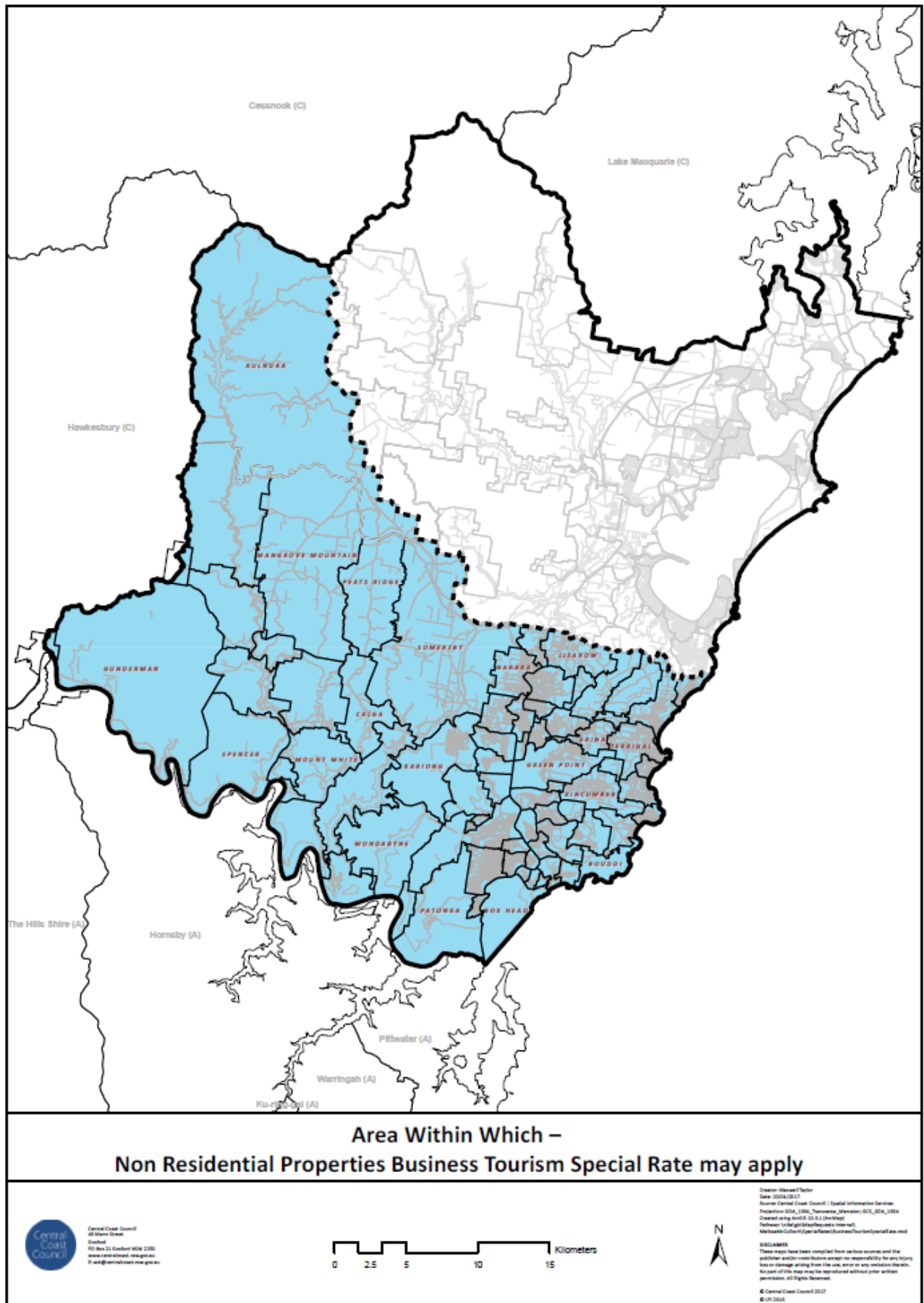


Creator: Maxwell Taylor
 Date: 2014/2017
 Source: Central Coast Council (Spatial Information Services)
 Projection: GDA_2011_Tasmania_Mercator (GCS_GDA_2011)
 Created using ArcGIS 10.1 (ESRI)
 Follow-up: (for updates/changes: Internal/Information/Council)
SpecialRates@centralcoast.nsw.gov.au

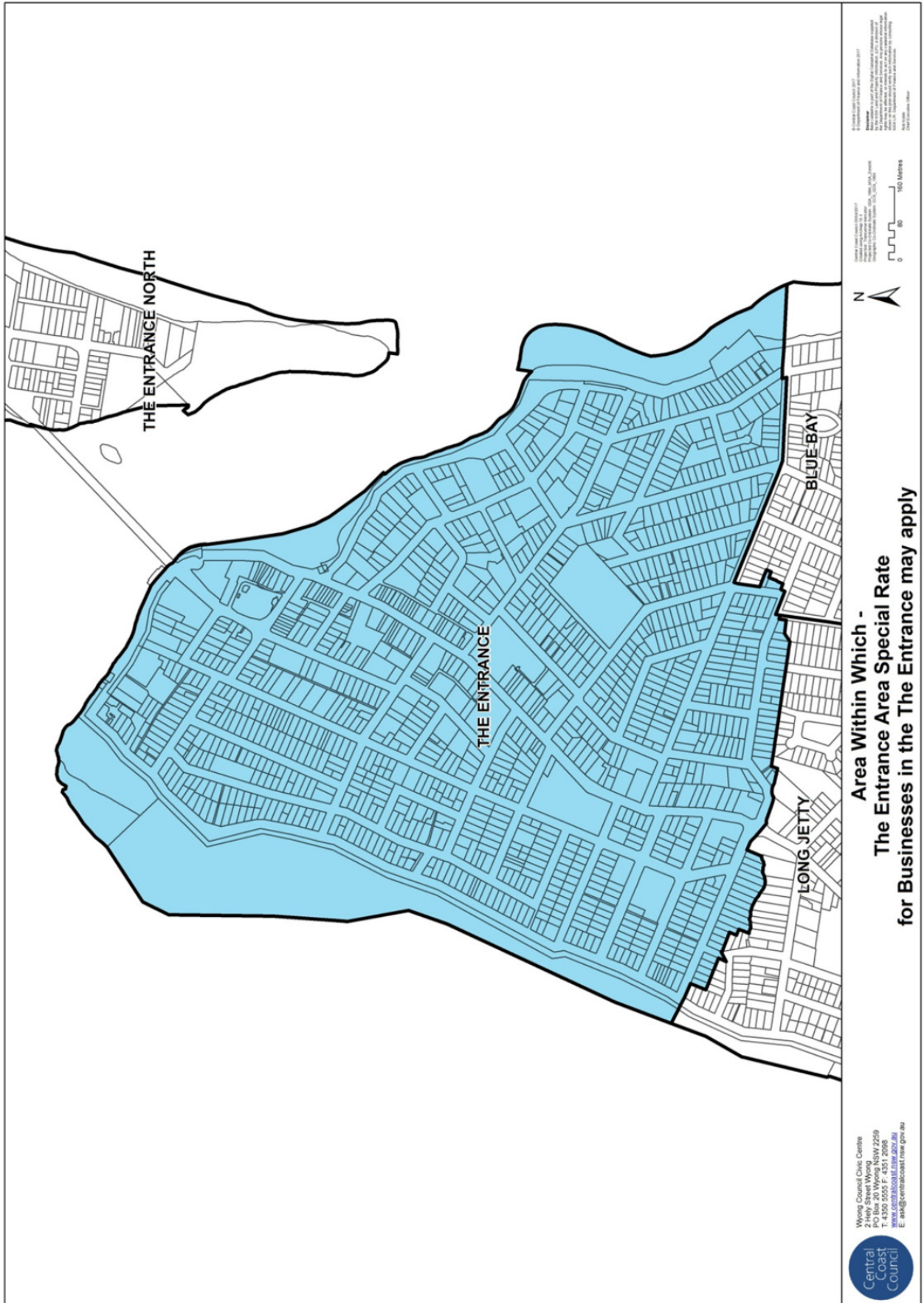
DISCLAIMER:
 These maps have been compiled from various sources and the publisher and/or contributor accepts no responsibility for any injury, loss or damage arising from the use, error or any omission therein. No part of this map may be reproduced without prior written permission. All Rights Reserved.

© Central Coast Council © 2017
 © 1/1/2018

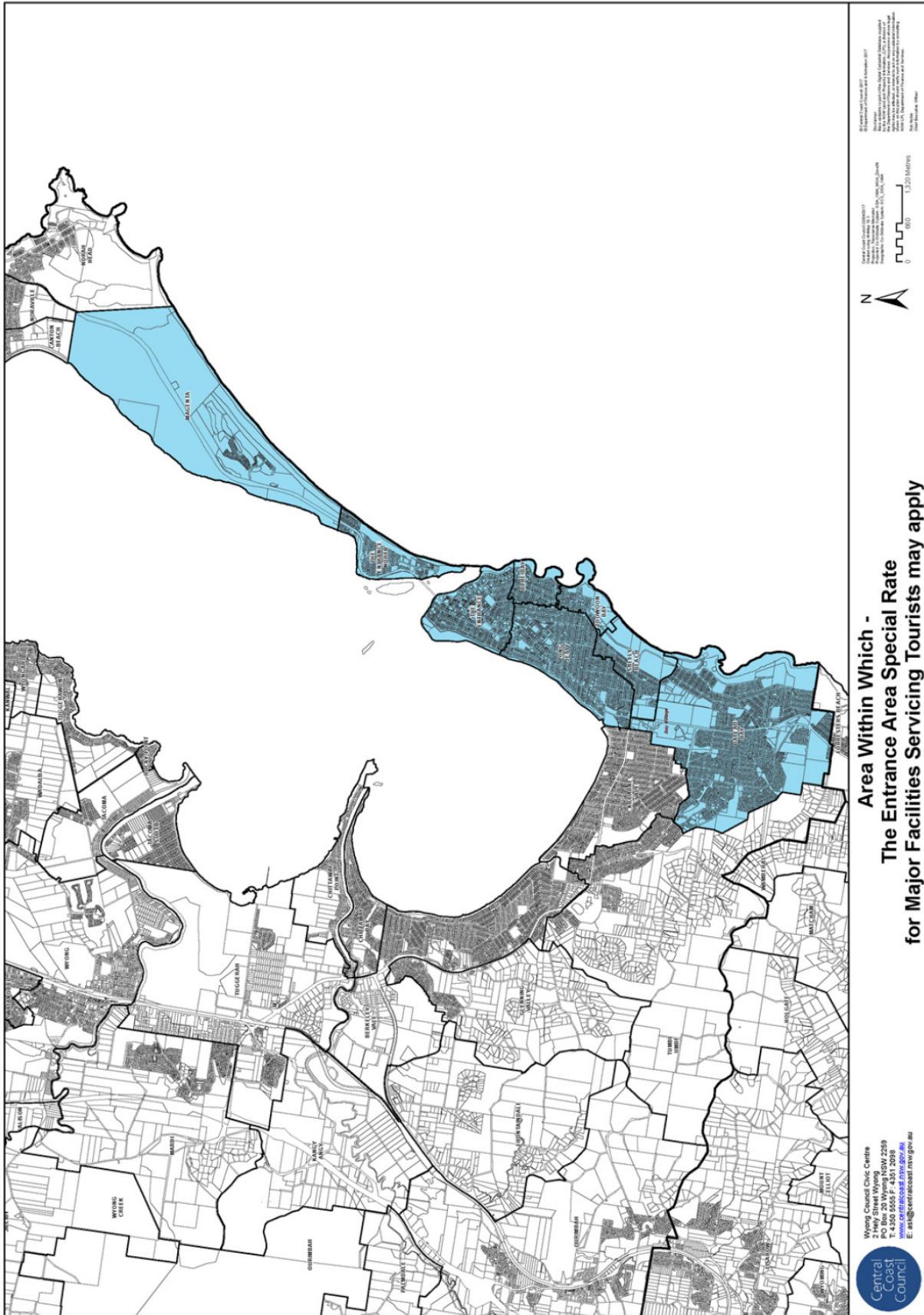
Map 10 – Business Tourism Special Rate



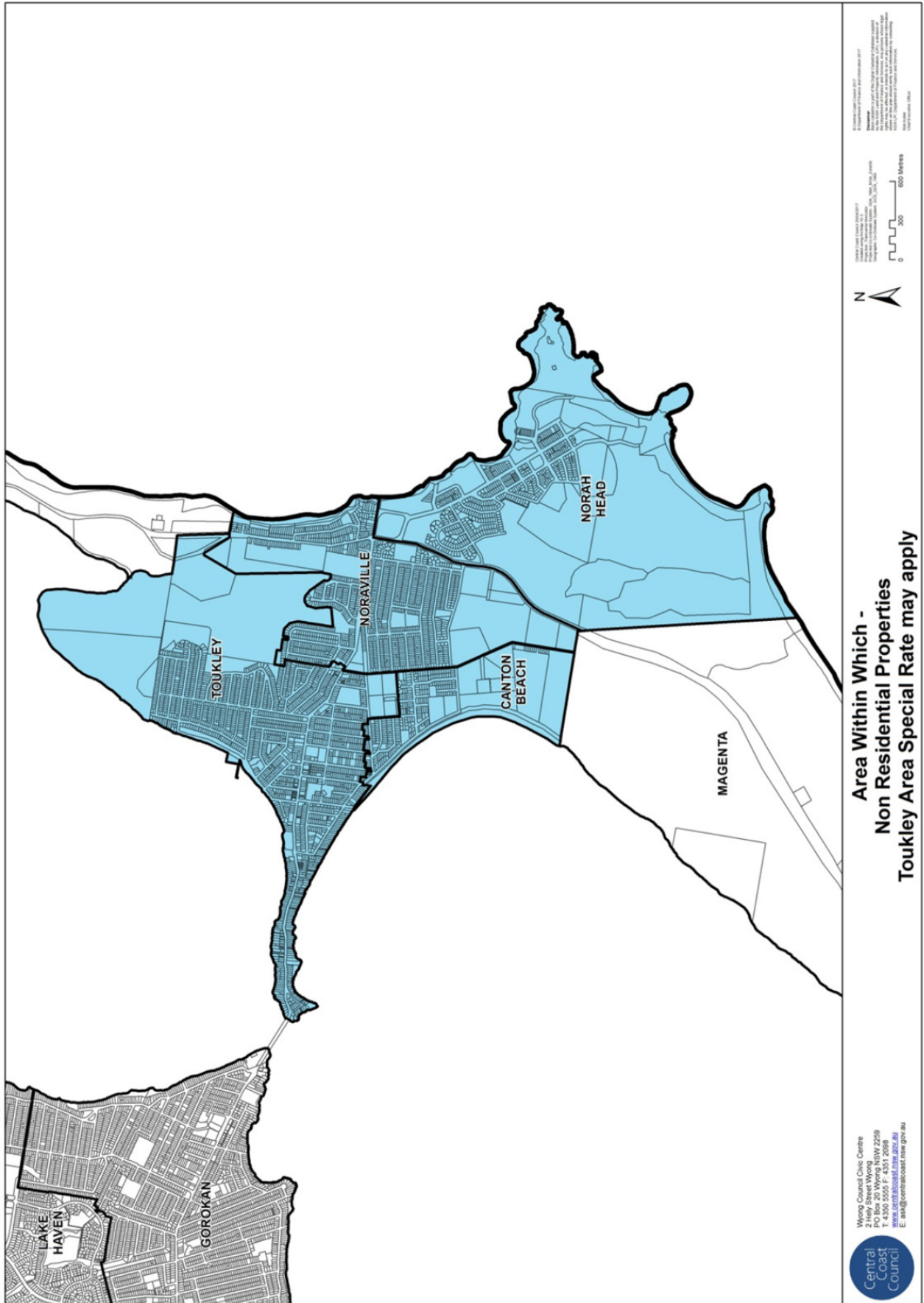
Map 11 – The Entrance Special Rate – Businesses in The Entrance



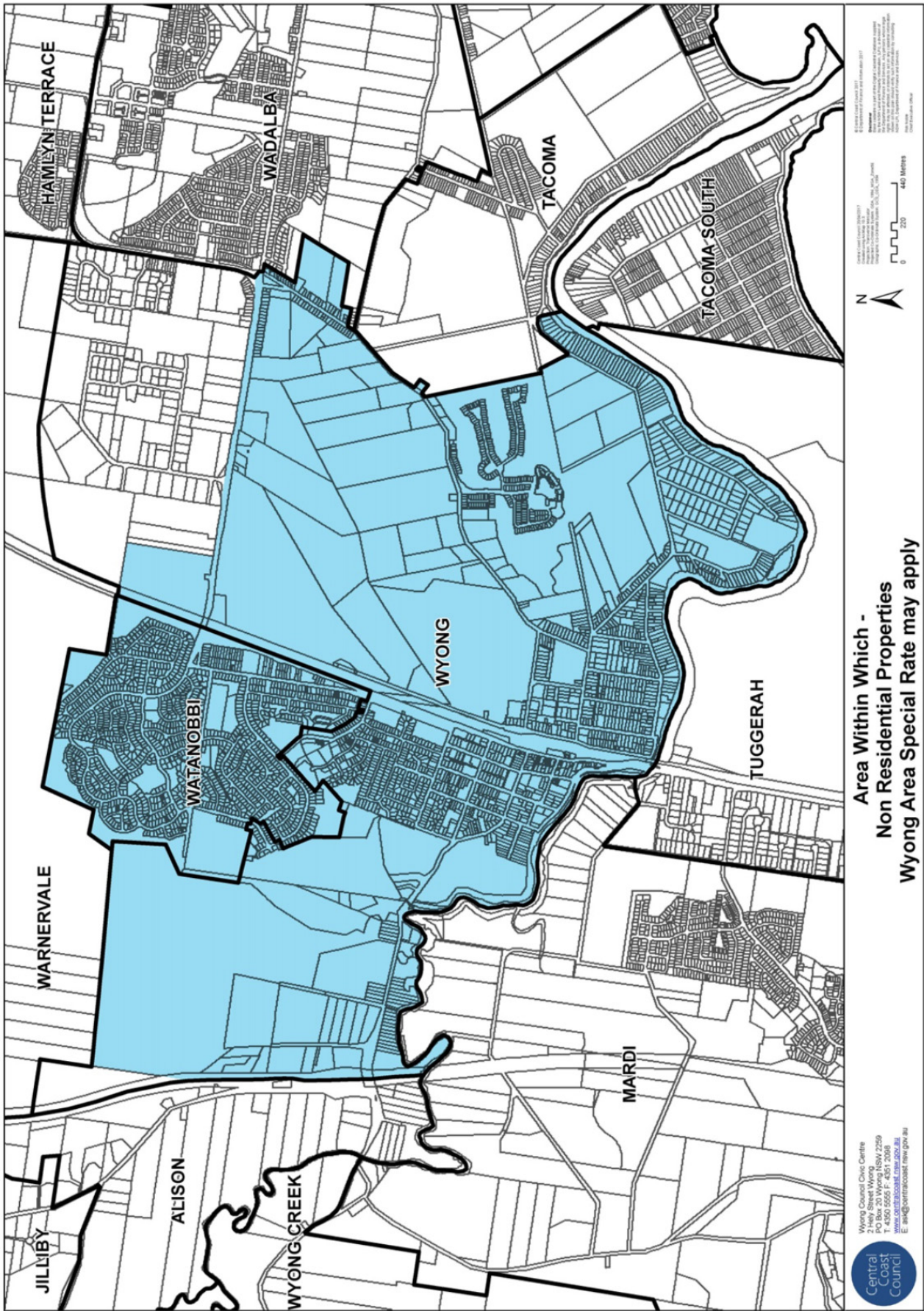
Map 12 – The Entrance Special Rate – Major Facilities Servicing Tourists



Map 13- Toukley Area Special Rate



Map 14 – Wyong Area Special Rate






MY FIRST ANIMAL BOARD BOOK

ON THE GO

Illustrations by Mélanie Cormier

about all kinds of vehicles – large and small, on sea or in the air – with easy-to-use tabs! hiding behind the fun flaps on the last page...



A moving tab on every page!


© 2017 Anaya Books.
Manufactured by Anaya Books.
Printed and Made in China. June 2017.
No part of this book may be copied or reproduced in any form or by any means, electronic or mechanical, including photocopying, recording, or by any information storage and retrieval system, without permission in writing from the publisher.
Product designed and manufactured under certified ISO 9001

Managing Director: Sophie Anaya
Managing Editor: Laura Lewis, Esther Salazar, Françoise
Graphic Design: Roger Bannister
Layout: Sophie Anaya & Roger Bannister
Production Manager: Jean-Christophe
Production Controller: Marie-Anne
Project Management: Marie-Anne
the English version: Anaya Books
Translation from French: Roger Bannister
Original title: Anaya Books

All ages



ON THE GO



MY FIRST ANIMAL BOARD BOOK
ON THE GO

CENTRAL COAST LIBRARIES
065218010

ANNUAL CHARGES

Annual Charges for Services

In addition to ordinary rates and special rates, Council will levy annual charges for the following services in 2019-20:

- Domestic waste management services
- Waste management services (non-domestic)
- Water supply services
- Sewerage services
- Stormwater drainage services

The annual charges for water supply, sewerage and stormwater drainage services have been updated to reflect IPART's final determinations issued on 24 May 2019.

Domestic Waste Management Service Charges

Council levies a domestic waste management service charge on all parcels of rateable land to which a service is available. This covers the cost of providing waste collection and recycling services and the whole of life cost for managing waste including the remediation of landfills.

Domestic Waste Management Service Charges	Annual Charge	Rate Per Week	No of Assessments	Forecast Income
Domestic Waste Management Availability Charge	\$70.00	\$1.35	2,663	\$187,000

Purpose: Fund waste management facilities to meet potential future demands from vacant land.

Applies to: All vacant parcels of rateable land within Council's waste collection area.

Refer Map 15

Domestic Waste Management Service – Eastern Area	\$502.00	\$9.65	130,871	\$65,993,000
---	----------	--------	---------	--------------

Purpose: Cover cost of Council's three bin waste and recycling collection services plus the whole of life cost for managing waste including the remediation of landfills.

Applies to: all domestic properties within Council's waste collection area located east of the M1 Motorway with an approval for a residential building. Multiple charges will apply where multiple dwellings have been approved.

Provides: Access to Council's three bin collection service consisting of:

- Weekly collection of a 140 litre waste bin
- Fortnightly collection of a 240 litre recycling bin
- Fortnightly collection of a 240 litre garden vegetation bin
- Six kerbside clean up services per year.

Upgrades and additional services: Available upon request of the owner at the additional cost(s) indicated below under *Domestic waste management service –*

Domestic Waste Management Service Charges	Annual Charge	Rate Per Week	No of Assessments	Forecast Income
---	---------------	---------------	-------------------	-----------------

upgrades and additional services.

Options for large residential complexes: Where more than 6 strata titled or community title residential units exist on one allotment, bulk bin options for waste and or recyclables may be provided up to the equivalent volume of one 140 litre waste bin per tenement.

Refer Map 15

Domestic Waste Management Service – Western Area	\$445.00	\$8.56	3,584	\$1,602,000
---	----------	--------	-------	-------------

Purpose: Cover cost of Council’s two bin waste and recycling collection services plus the whole of life cost for managing waste including the remediation of landfills.

Applies to: all domestic properties within Council’s waste collection area located west of the M1 Motorway with an approval for a residential building. Multiple charges will apply where multiple dwellings have been approved

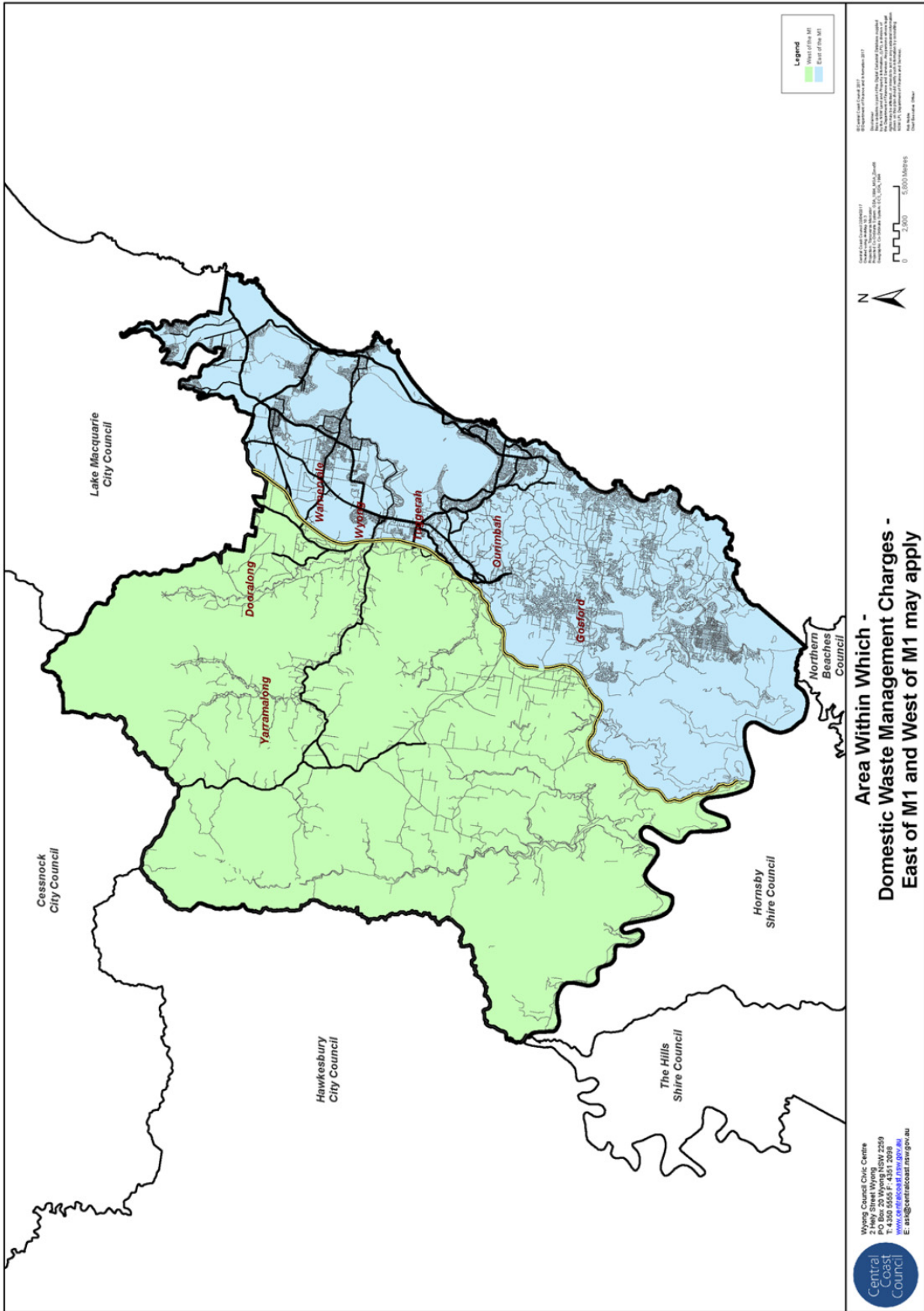
Provides: Access to Council’s two bin collection service consisting of

- Weekly collection of a 140 litre waste bin
- Fortnightly collection of a 240 litre recycling bin
- Six kerbside clean up services per year.

Upgrades and additional services: Available upon request of the owner at the additional cost(s) indicated below under *Domestic waste management service – upgrades and additional services.*

Refer to Map 15.

Map 15 – Domestic Waste Management Charges Eastern Area and Western Area



Domestic Waste Upgrades and Additional Services

Domestic properties may upgrade their 140 litre domestic waste bin to a 240 litre or 360 litre domestic waste bin and/or upgrade their 240 litre recycling bin to a 360 litre recycling bin and/or request additional 140, 240 or 360 domestic waste bins, 240 or 360 litre recycling bins or 240 litre garden vegetation bins.

The costs to upgrade and for additional bins are shown in the table below:

Service Upgrades and Additions	Annual Charge	Rate Per Week
140 litre domestic waste bin to 240 litre domestic waste bin upgrade	\$133.00	\$2.56
140 litre domestic waste bin to 360 litre domestic waste bin upgrade	\$267.00	\$5.13
140 litre domestic waste bin additional service	\$264.00	\$5.08
240 litre domestic waste bin additional service	\$399.00	\$7.67
360 litre domestic waste bin additional service	\$533.00	\$10.25
240 litre recycling bin to 360 litre recycling bin upgrade	\$33.00	\$0.63
240 litre recycling bin additional service	\$100.00	\$1.92
360 litre recycling bin additional service	\$133.00	\$2.56
240 litre vegetation bin additional service	\$108.00	\$2.08

The anticipated yield for 2019-20 from the upgraded domestic waste services is \$3,759,000.

Additional Short Term Extra Service

Residents may receive an additional service to any bin type on any working day by providing 1 full business day notice.

Additional Service	Rate Per Additional Service
140 litre Domestic Waste Bin	\$18.29
240 litre Domestic Waste Bin	\$19.46
360 litre Domestic Waste Bin	\$20.64
660 litre Domestic Waste Bin	\$37.81
1.1 m ³ Domestic Waste Bin	\$63.03
1.5 m ³ Domestic Waste Bin	\$85.95
240 litre Recycling Bin	\$18.29
360 litre Recycling Bin	\$20.64
660 litre Recycling Bin	\$37.81
1.1 m ³ Recycling Bin	\$63.03
1.5 m ³ Recycling Bin	\$85.95
240 litre Vegetation Bin	\$18.29

Additional Kerbside Collection Service

Residents may receive an additional Kerbside collection service on any working day by providing 2 full business days notice.

Additional Service	Rate Per Additional Service
Extra kerbside collection (Per 1m ³)	\$81.00

Other Waste Management Service Charge – Non Domestic

Council levies the waste management charge on all parcels of applicable land for which a Council waste, recycling or vegetation bin service is provided.

Commercial customers and non-rateable properties may be provided with waste bins of various capacities and/or with recycling bins of various capacities and/or a 240 litre garden vegetation bin.

The standard service frequency for the waste bins is once per week and the recycling bins and 240 litre garden vegetation bin is once per fortnight.

Multiple services per week of any bin can be arranged in accordance with the waste collection contract. The cost will be the multiple of the standard annual charge.

Service	Annual Charge	Rate Per Week
140 litre Waste Bin	\$374.00	\$7.19
240 litre Waste Bin	\$499.00	\$9.60
360 litre Waste Bin	\$615.00	\$11.83
660 litre Waste Bin	\$2,130.00	\$40.96
1.1 m ³ Waste Bin	\$2,974.00	\$57.19
1.5 m ³ Waste Bin	\$4,005.00	\$77.02
240 litre Recycling Bin	\$100.00	\$1.92
360 litre Recycling Bin	\$133.00	\$2.56
660 litre Recycling Bin	\$275.00	\$5.29
1.1 m ³ Recycling Bin	\$458.00	\$8.81
1.5 m ³ Recycling Bin	\$625.00	\$12.02
240 litre Vegetation Bin	\$108.00	\$2.08

The yield to Council from these charges in 2019-20 is estimated to be \$3,809,000.

Pension Rebates - Ordinary Rates and Domestic Waste Management Charges

Council provides a rate reduction on the combined ordinary rate levy amount and the domestic waste management charge of 50%, with a maximum combined reduction of \$250 to eligible pensioners.

Of this reduction 55% is reimbursed to Council by the NSW Government.

The estimated total amount of pension rebates for ordinary rates and domestic waste management charges in 2019-20 is \$6,299,000, of which 55% is funded by the NSW Government with the balance funded by Council.

Water, Sewerage and Stormwater Drainage Charges

Central Coast Council's water, sewerage and stormwater drainage services and a number of its associated ancillary services are levied under the *Water Management Act 2000*. Those services are declared monopoly services under s. 4 of the *Independent Pricing and Regulatory Tribunal Act 1992*.

Council's prices must therefore be set in accordance with any IPART determined methodologies and/or maximum prices, and are subject to approval by the relevant Minister.

IPART released its final decisions on the maximum prices that Council can charge for water, sewerage and stormwater services on 24 May 2019. The determinations apply for three years from 1 July 2019 to 30 June 2022 (the 2019 determination period). IPART issued two determinations:

1. Central Coast Council - Maximum prices for water, sewerage, stormwater drainage and other services from 1 July 2019
2. Bulk water transfers between Hunter Water Corporation and Central Coast Council – Maximum prices from 1 July 2019

All prices for water, sewerage, stormwater drainage and ancillary services for 2019-20 are presented in accordance with IPART's Determinations.

Retirement villages will continue to be classified as non-residential properties. IPART's decision reduces the difference between bills for retirement villages that are exempt from water, sewerage and stormwater service charges and those that are not. Classification as non-residential properties will also result in lower bills for retirement villages than charging each unit within a village as a residential customer, even if the individual unit was eligible for a pensioner discount (Final Report Water May 2019, page 9).

Water Supply Service Charges

Council levies the water supply service charge on the owners of all properties for which there is a connected water supply service. This covers the costs of making water available. Council does not levy water supply service charges to unconnected properties.

For those properties that become chargeable or non-chargeable during the year the charge will be applied in their next billing period (e.g. next quarter).

The water supply service charges for 2019-20 are as follows:

Basis of Charge Meter Size or Property Type	Annual Charge
Unconnected Property	NIL
Unmetered Property (Connected to the water supply system but not serviced by a meter)	\$84.50
20mm meter	\$84.50
25mm meter	\$132.03
32mm meter	\$216.32
40mm meter	\$338.00
50mm meter	\$528.12
80mm meter	\$1,351.99
100mm meter	\$2,112.48
Other Meter sizes	$\frac{(\text{Meter size in mm})^2 \times \text{Water supply access charge for a 20mm Meter for the applicable period}}{400}$

The expected total yield in 2019-20 from water service charges is \$13,785,000.

Water Usage Charges

In addition to the water supply service charge, all potable water consumed will be charged at \$2.03 per kilolitre.

Where water usage relates to multiple financial year periods the usage will be apportioned to each period on a daily average basis and the applicable period's water usage charge will be applied.

Where a property is unmetered the water usage for that property will be a deemed volume based on the previous metered period (approx. 365 days). If there is not a previous metered period zero kilolitres will be charged.

Where a property is unconnected zero kilolitres will be charged. The expected total yield in 2019-20 from this charge is \$58,034,000.

Sewerage Supply Service Charges

Council levies this charge to cover the cost of supplying sewerage services on all properties for which there is a sewerage service either connected or available. Council does not levy sewerage supply service charges to unconnected properties.

For those properties that become chargeable or non-chargeable during the year the charge will be applied in the next billing period.

Non Residential properties will be levied a sewerage service charge based on meter size and sewerage usage charges. However, Non Residential properties within a Mixed Multi-Premises that is serviced by a common meter will be levied a sewerage service charge based on a 20mm meter. A discharge factor in accordance with Council's Trade Waste Policy is applied to the charges

Residential properties will be levied a sewerage service charge based on a 20mm meter with a fixed sewerage discharge factor of 75% and a deemed sewerage usage charge based on the property type.

Sewerage service charge in the Former Gosford Local Government Area

Basis of Charge	Annual Charge
Meter Size or Property Type	
Unconnected Property	NIL
Unmetered Property	\$520.08
20mm meter	\$520.08
25mm meter	\$812.63
32mm meter	\$1,331.42
40mm meter	\$2,080.34
50mm meter	\$3,250.53
80mm meter	\$8,321.35
100mm meter	\$13,002.11
Other Meter sizes	$(\text{Meter size in mm})^2 \times \text{sewerage access charge for a 20mm Meter for the applicable period}$ 400

Applying the fixed sewerage discharge factor of 75% for Residential Properties, the **adjusted** sewerage service charge for a Residential Property in the former Gosford local government area is \$390.06 from the Commencement Date to 30 June 2020 and escalated for inflation in each subsequent Period.

Sewerage service charge in the Former Wyong Local Government Area

Basis of Charge	Annual Charge
Meter Size or Property Type	
Unconnected properties	NIL
Unmetered Property	\$477.73
20mm meter	\$477.73
25mm meter	\$453.99
32mm meter	\$743.81
40mm meter	\$1,162.21
50mm meter	\$1,815.95
80mm meter	\$4,648.82
100mm meter	\$7,263.79
Other Meter sizes	$(\text{Meter size in mm})^2 \times \text{sewerage access charge for a 25mm Meter for the applicable period}$ 625

Applying the fixed sewerage discharge factor of 75% for Residential Properties, the adjusted sewerage service charge for a Residential Property in the former Wyong local government area is \$358.30 from the Commencement Date to 30 June 2020 and escalated for inflation in each subsequent Period.

The expected total yield in 2019-20 from sewerage supply service charge is \$54,013,000.

Sewerage Usage Charges

For the purpose of the sewerage usage charge, the volume deemed to have been discharged from a Property into the sewerage system is

- (1) in the case of a Residential Property:
 - (A) within a Mixed Multi or Multi-Premises: 80/365 kilolitres per day of that period;
 - (B) not within a Mixed Multi or Multi-Premises: 125/365 kilolitres per day of that period;
- (2) in the case of a Non-Residential Property:
 - (A) within a Mixed Multi-Premises: 125/365 kilolitres per day of that period;
 - (B) not within a Mixed Multi-Premises: – the volume of water supplied to that Property multiplied by the Sewerage Discharge Factor; and
- (3) In the case of an Unconnected Property – zero kilolitres.

Exempt Land will be charged for sewerage usage charges. Sewage discharged into the sewerage network will be charged at \$0.84 per kilolitre.

The expected total yield in 2019-20 from this charge is \$16,349,000.

Recycled Water

Supply of reticulated tertiary treated sewerage effluent, except when covered by an individual agreement, will be charged at 50% of the potable water supply charge. This charge is \$1.02 per kilolitre for the 2019-20 financial year.

Stormwater Drainage Service Charges

This charge is levied by Council for the provision of stormwater drainage services, and covers the cost of maintaining the drainage network.

Currently there are two designated Drainage Areas in place under the *Water Management Act 2000*. The former Gosford drainage area covered the entire former Gosford LGA (refer to Map 16), while the drainage area for the former Wyong LGA included all properties within 1.5km and/or east of the M1 (refer to Map 17).

For the stormwater drainage service charge to apply throughout the Central Coast LGA, Council needs to apply to the NSW Minister for Water to have the entire Central Coast LGA declared a Drainage Area under the Water Management Act 2000 (refer to Map 18). Until this time, the stormwater drainage service charge will apply to the designated drainage areas for both former LGAs.

Information on assessing properties as low impact for stormwater drainage service charges and the appropriate application form please refer to Council's website www.centralcoast.nsw.gov.au from 1 July 2019. Non-Residential Property owners who do not fall within one of the categories of Property that may be charged a fixed stormwater drainage service charge will be contacted to advise of the specific process and requirements.

Fixed stormwater drainage service charges

Basis of Charge	Annual Charge
Low Impact Property	\$104.55
Residential Property that is not part of a Multi-Premises	\$104.55
Each Property within a Residential Multi-Premises or Mixed Multi-Premises	\$78.41
Vacant Land	\$78.41

Area-based stormwater drainage service charges

The area-based stormwater drainage service charge is applicable to Non-Residential Properties that do not fall within one of the categories of Property that may be charged a fixed stormwater drainage service charge.

Property Area	Annual Charge
Small ($\leq 1,000\text{m}^2$)	\$104.55
Medium ($> 1,000\text{m}^2$ and $\leq 10,000\text{m}^2$)	\$130.69
Large ($> 10,000\text{m}^2$ and $\leq 45,000\text{m}^2$)	\$357.22
Very Large ($> 45,000\text{m}^2$)	\$940.98

The expected total yield in 2019-20 from the stormwater drainage charge is \$14,813,000.

Pension Rebates - Water and Sewerage Service Charges

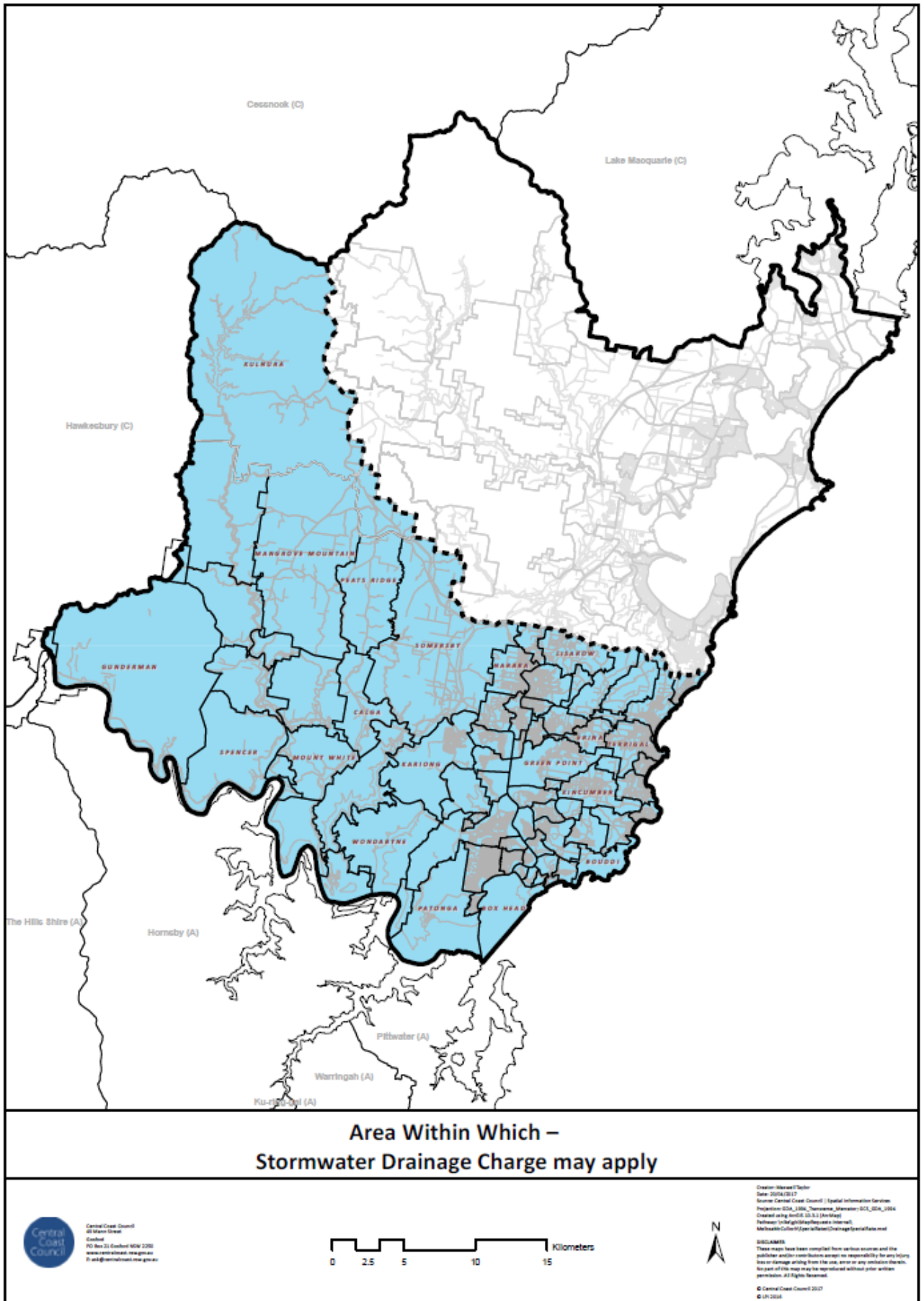
Council provides a reduction of 50% of the water supply service and water usage charges levied up to a maximum of \$87.50 and a further reduction of 50% of sewerage service and sewerage usage charges levied up to a maximum of \$87.50.

Of these reductions 55% is reimbursed by the NSW Government. The estimated total amount of the pension rebate in 2019-20 is \$3,359,000.

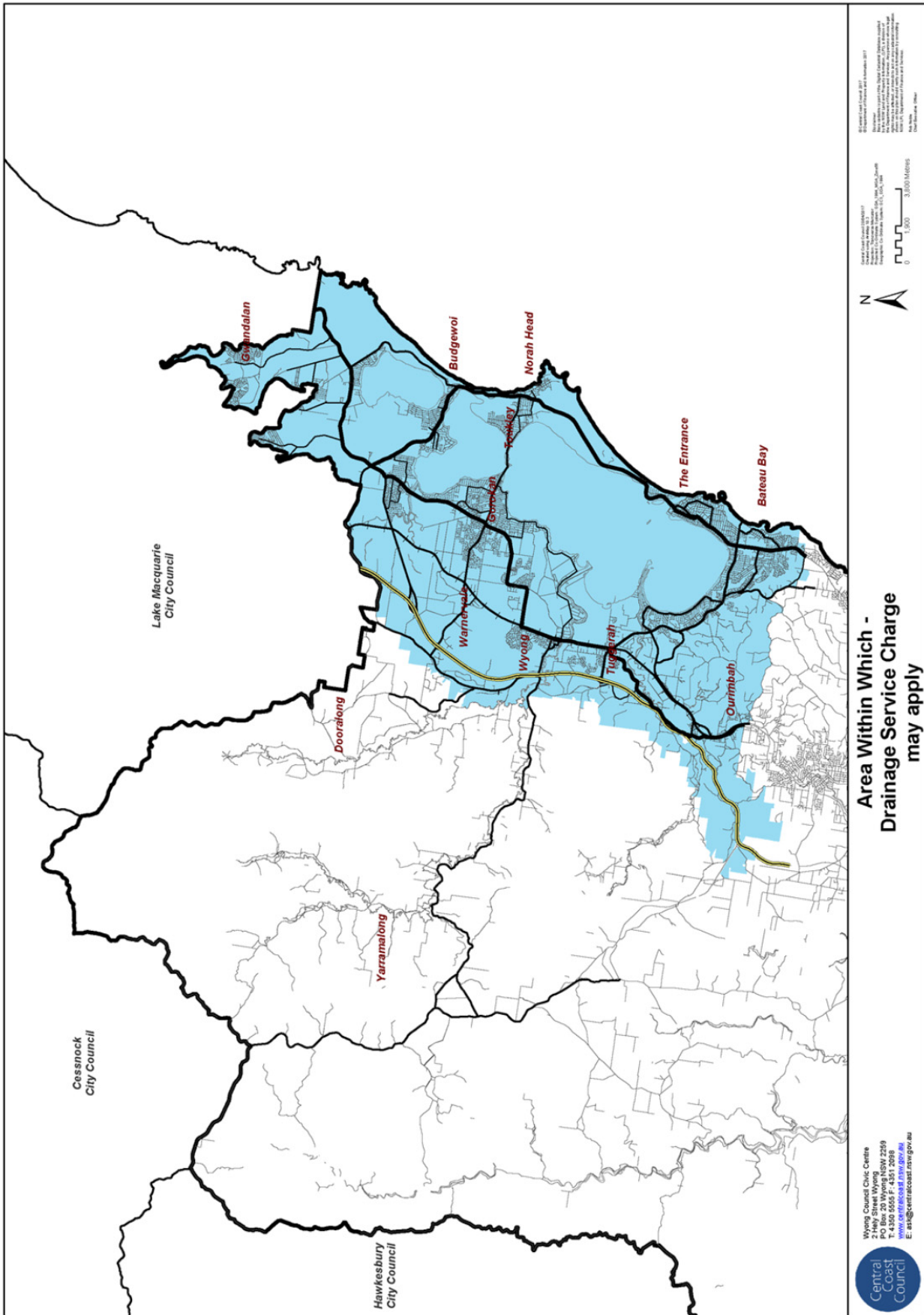
Goods and Services Tax

Goods and Service Tax (GST) does not apply to Council's annual rates and charges. GST does however apply to certain fees as indicated in the schedule of fees and charges pursuant to a new *A New Tax System (Goods and Services Tax) Act 1999*.

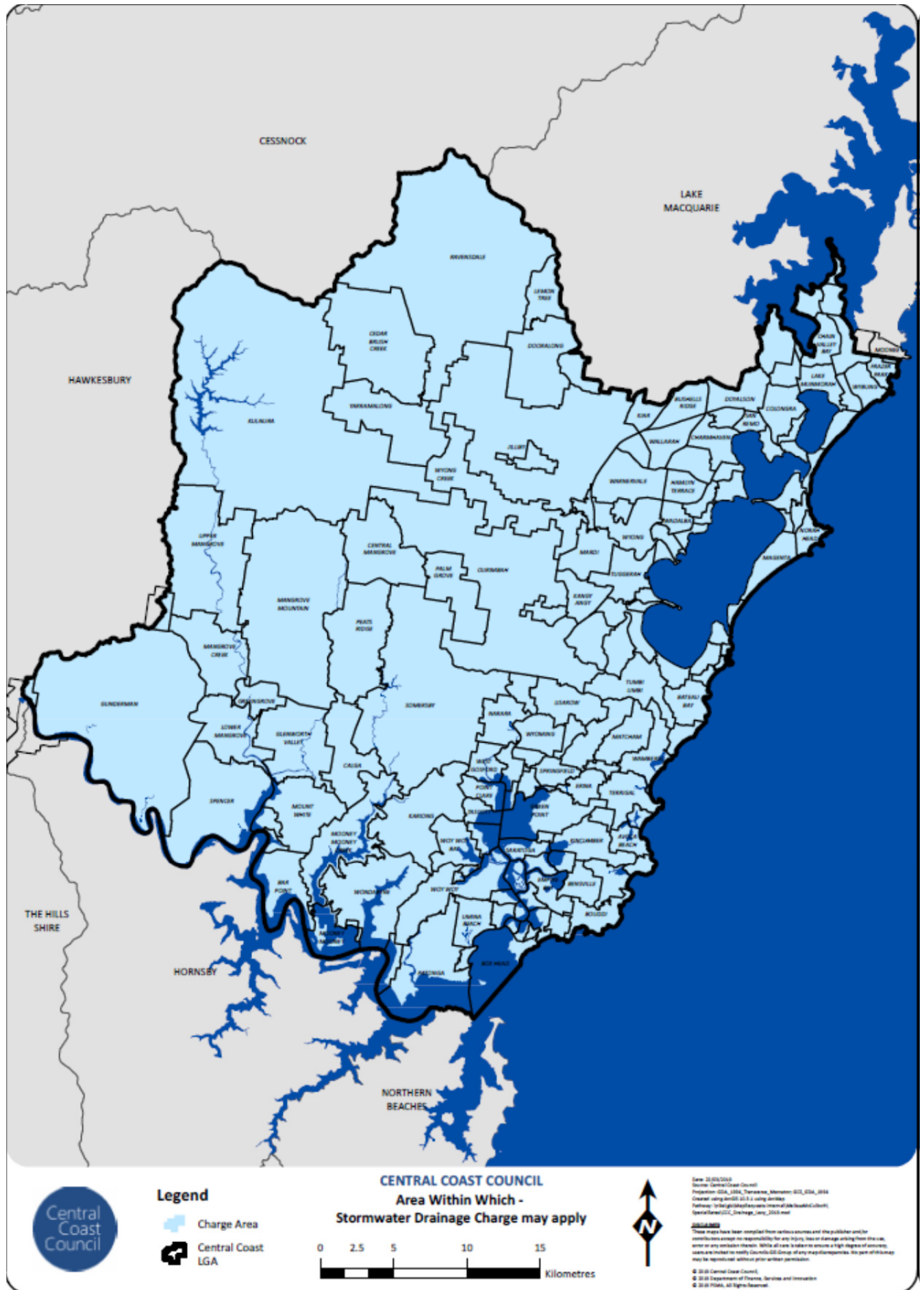
Map 16 – Stormwater Drainage Service Charge Area (former Gosford Local Government Area)



Map 17 – Stormwater Drainage Service Charge Area (former Wyong Local Government Area)



Map 18 – Proposed Stormwater Drainage Service Charge Area



Water, Sewerage and Stormwater Drainage Service and Usage Charges*

The pricing for water, sewerage and stormwater drainage service and usage charges for each property type is as follows:

Property Type	Water Service Charges	Water Usage Charges	Sewer Service Charges	Sewer Usage Charges	Stormwater Drainage Service Charges
Metered residential properties with individual meter(s)	Each property is levied the 20mm meter water service charge.	Each property will be levied for water passing through its meter.	Each property is levied the 20mm meter sewerage service charge (based on former Council local government area) multiplied by the deemed fixed sewerage discharge factor of 75%.	Each property will be levied a deemed usage charge.	Each property is levied the stormwater drainage service charge based on their property category.
Metered residential properties with a common meter(s)	Each property will be levied the 20mm meter water service charge.	Usage through a common meter will be apportioned by unit entitlement or apportioned equally across all premises.	Each property is levied the sewerage service charge (based on former Council local government area) for a 20mm meter multiplied by the deemed fixed sewerage discharge factor of 75%.	Each property will be levied a deemed usage charge	Each property will be levied the stormwater drainage service charge based on their property category.
Metered Residential properties within a mixed multi-premises that is serviced by a common meter	Each property is levied the 20mm meter water service charge	Usage through a common meter will be apportioned by unit entitlement or apportioned equally across all premises.	Each property is levied the sewerage service charge (based on former Council local government area) for a 20mm meter, multiplied by the deemed fixed sewerage discharge factor of 75%.	Each property will be levied a deemed usage charge – note no discharge factor is applied.	Each property is levied the stormwater drainage service charge based on their property category.
Metered Non-residential properties with individual meter(s).	Each property is levied the water service charge based on the meter size(s) of the property.	Each property will be levied for water passing through its meter.	Each property is levied the sewerage service charge (based on former Council local government area) based on the meter size of the property, multiplied by the applicable discharge factor.	Sewer usage is based on the water usage multiplied by the applicable discharge factor.	The storm water drainage service charge will apply based on either low impact or on the rateable properties land size.

Property Type	Water Service Charges	Water Usage Charges	Sewer Service Charges	Sewer Usage Charges	Stormwater Drainage Service Charges
Metered non-residential properties with a common meter(s)	Each property is levied the water service charge based on the size of the meter(s), divided by the number of properties within the premises that is served by the meter(s).	Usage through a common meter will be apportioned by unit entitlement or apportioned equally across all premises.	Each property is levied the sewerage service charge (based on former Council local government area) based on the size of the meter(s), divided by the number of properties within the premises that is served by the meter(s) multiplied by the applicable discharge factor.	Usage through a common meter will be apportioned by unit entitlement or apportioned equally across all premises.	Each property is levied the stormwater drainage service charge based on either low impact or rateable properties land size.
Metered Non-Residential properties within a mixed multi-premises that is serviced by a common meter	Each property is levied the 20mm meter water service charge	Usage through a common meter will be apportioned by unit entitlement or apportioned equally across all premises.	Each property is levied the sewerage service charge (based on former Council local government area) for a 20mm meter, multiplied by the applicable sewerage discharge factor.	Each property will be levied a deemed usage charge.	Each property is levied the stormwater drainage service charge based on the property category.
Water fire service.	There is no charge for a separate fire service. Where a property has a combined fire and commercial service the property will be charged in accordance with meter size.	Usage is not charged for a dedicated fire service Where there is a combined service the property will be levied for water greater than 10 kilolitres passing through its meter.	No charge.	No charge.	No charge.
Unconnected properties not connected to the water and sewerage systems	No charge. .	No charge.	No charge	No charge.	Each property is levied the stormwater drainage service charge based on the property category

Property Type	Water Service Charges	Water Usage Charges	Sewer Service Charges	Sewer Usage Charges	Stormwater Drainage Service Charges
Unmetered properties connected to the water and sewerage supply system but not serviced by a meter.	Each property is levied the water service charge for unmetered properties.	Water usage will be a deemed volume based on the previous metered period (approx. 365 days). If there is not a previous metered period zero kilolitres will be charged.	Each property is levied the sewerage service charge for unmetered properties.	Sewer usage will be a deemed volume based on the water usage from the previous metered period (approx. 365 days). If there is not a previous metered period zero kilolitres will be charged.	Each property is levied the stormwater drainage service charge based on the property category

* Harmonisation of Council's billing practices continues and may result in removing the current varying approaches. This will not impact the pricing outlined in this document.

Liquid Trade Waste Charges

Liquid trade waste is defined as all liquid waste other than sewage of a domestic nature. Liquid trade waste can be produced by business, commercial, and industrial activities, by community/public facilities, and by institutions such as hospitals, schools and correctional facilities.

Council provides liquid trade waste services on a commercial basis, with full cost recovery through fees and charges. Four categories of liquid trade waste have been established for liquid trade waste charging purposes (Category 1, Category 2, Category 3 and Category S). These charging categories and the charging components are as follows:

Liquid Trade Waste Discharge Category	Application Fee	Annual Trade Waste Fee	Reinspection Fee	Liquid Trade Waste Usage charge per kiloliter (kL)	Excess Mass charges per kilogram (kg)	Non-compliant Excess Mass charges per kilogram (kg)
Category 1						
Category 1 liquid trade waste dischargers are those conducting an activity deemed by Council as requiring nil or minimal pre-treatment equipment and whose effluent is well defined and of a relatively low risk to the sewerage system. In addition, Category 1 includes dischargers requiring prescribed pre-treatment but with low impact on the sewerage system.						
	\$96.57	\$96.58	\$111.86	No charge	No charge	No charge
Category 2						
Category 2 liquid trade waste dischargers are those conducting an activity deemed by Council as requiring a prescribed type of liquid trade waste pre-treatment equipment and whose effluent is well characterised.						
	\$122.25	\$350.54	\$111.86	Compliant \$1.77 per kL Non-compliant \$15.13 per kL	No charge	No charge
Category 3						
Category 3 liquid trade waste dischargers are those conducting an activity which is of an industrial nature and/or which results in the discharge of large volumes (over 20 kL/d) of liquid trade waste to the sewerage system. Any Category 1 or Category 2 discharger whose volume exceeds 20 kL/d may be categorised as a Category 3 discharger.						
	\$2,201.86	Former Gosford LGA- \$1,781.30 Former Wyong LGA - \$865.90	\$111.86	No charge	Refer attached Schedule of Fees	Refer attached Schedule of Fees

Liquid Trade Waste Discharge Category	Application Fee	Annual Trade Waste Fee	Reinspection Fee	Liquid Trade Waste Usage charge per kiloliter (kL)	Excess Mass charges per kilogram (kg)	Non-compliant Excess Mass charges per kilogram (kg)
---------------------------------------	-----------------	------------------------	------------------	--	---------------------------------------	---

Category S

Category S dischargers are those conducting an activity of transporting and/or discharging septic tank, chemical toilet waste, ship-to-shore pump out or pan content waste into the sewerage system. Council does not deal directly with residential customers under Category S.

	Non-residential \$168.09 Includes one inspection	Non-residential \$152.82	\$111.86	Category S \$17.77 per kL Category S (Septic effluent unable to discharge onsite) \$1.77 per kL	No charge	Charged to private pumping stations only – in accordance with attached Schedule of Fees
--	--	-----------------------------	----------	--	-----------	---

The charges nominated by IPART determination are applied in accordance with the New South Wales Liquid Trade Waste Regulation Guidelines and Central Coast Council Liquid Trade Waste Policy. The trade waste charges apply in addition to sewer services charges.

The application fee recovers the cost of administration and technical services provided by Council in processing applications for approval to discharge liquid trade waste to the sewerage system. The purpose of the annual trade waste fee is to recover the cost incurred by Council for administration and the scheduled inspections each year to ensure a liquid trade waste discharger's ongoing compliance with the conditions of their approval. Where non-compliance with the conditions of an approval has been detected and the discharger is required to address these issues, Council will undertake re-inspections for a fee to confirm that remedial action has been satisfactorily implemented.

Volume-based trade waste usage charge is imposed to recover the cost of transporting and treating liquid trade waste in Council's sewage treatment plant and disposing the solid and liquid components appropriately. Excess mass charges will apply per kilogram of substances discharged in excess of the deemed concentration (listed in the Liquid Trade Waste Policy) in domestic sewage. Where a discharge quality fails to comply with the approved concentration limits of substances specified in Council's approval conditions or the acceptance criterion listed in the Liquid Trade Waste Policy, non-compliant excess mass charges may also apply in accordance with the formulas contained in Central Coast Council Liquid Trade Waste Policy.

The estimated total yield in 2019-20 from trade waste charges is \$1,947,000.

Interest on Overdue Rates and Charges

In accordance with s. 566 of the Local Government Act 1993 and s. 356 of the Water Management Act 2000 Council charges interest on all rates and charges which remain unpaid after they become due and payable. Interest will be calculated on a daily basis using the simple interest method.

Council will apply the lower of the maximum interest rates applicable to either overdue rates and charges levied under the Local Government Act 1993 or overdue charges levied under the Water Management Act 2000.

The due dates for payment of rates and charges levied under the Local Government Act 1993 are as follows:

- If payment is made in a single instalment, the instalment is payable by 31 August 2019
- If payment is made by quarterly instalments, the instalments are payable by 31 August 2019, 30 November 2019, 29 February 2020 and 31 May 2020

The due date for payment of water, sewerage and drainage services charges and usage charges, is a minimum of 30 days after issue date.

In accordance with s. 566(3) of the Local Government Act 1993, the Minister for Local Government has determined that the maximum rate of interest payable on overdue rates and charges levied under the Local Government Act 1993 for the 2019-20 rating year will be 7.5%.

The methodology used to calculate the interest rate is the Supreme Court methodology (the Reserve Bank cash rate plus 6%), rounded to the nearest half per cent. The current Reserve Bank cash rate of 1.5% has been effective since 3 August 2016.

In accordance with s. 356 of the Water Management Act 2000, the maximum rate of interest payable on overdue rates and charges levied under the Water Management Act 2000 is the rate payable for the time being on an unpaid judgment of the Supreme Court.

- In respect of the period from 1 January to 30 June in any year – the rate that is 6% above the cash rate last published by the Reserve Bank of Australia before that period commenced
- In respect of the period from 1 July to 31 December in any year – the rate that is 6% above the cash rate last published by the Reserve Bank of Australia before that period commenced.

The current Reserve Bank cash rate of 1.5% has been effective since 3 August 2016 means that the maximum rate of interest payable on overdue rates and charges levied under the Water Management Act 2000, from 1 July 2019 will be 7.5%.

DEVELOPER CONTRIBUTIONS

How Developer Contributions are levied

Developer contributions for water and sewerage services are levied under the Water Management Act 2000 and in accordance with the methodology developed by the Independent Pricing and Regulatory Tribunal (IPART).

The various contributions are contained in Council's Development Servicing Plans which are available for inspection at Council's offices or via Council's website.

Other Developer Contributions are levied in accordance with s. 7.11 of the Environmental Planning and Assessment Act 1979. The various contribution rates are listed in the s. 7.11 plans available for inspection at Council's offices or via Council's website.

WORKS ON PRIVATE LAND

Charges for Works on Private Land

In accordance with s. 67(1) of the Local Government Act 1993 Council may lawfully, by agreement with the owner or occupier of any private land, carry out any kind of work on that land.

The rates to be adopted by Council are set to recover the estimated cost to Council in providing the works on private land. The amounts to be charged for private works are set out in the attached Schedule of Fees in accordance with the type of works conducted by Council as indicated below:

- Septic and sewer connection inspections and applications
- Water service connections and applications
- Footpath reinstatement
- Construction – kerb, guttering and foot paving
- Vehicle crossings
- Concrete work – supervision, design, etc.
- Kerb and gutter – supervision, design, etc.
- Road reinstatement
- Road testing

For all other works a minimum charge for the use of Council labour, plant or materials on private land is charged equal to the actual cost (including overheads) plus 10%.

The Chief Executive Officer has the authority to set the fee for works to be undertaken by Council on private land, using Council labour, plant or materials, having regard to market forces in each instance, on condition that no such charge shall be less than the actual cost to Council (including overheads) plus 10%.

STATEMENT OF PROPOSED BORROWING

Proposed Borrowing for 2019-20

It is Council policy to borrow to fund capital projects that have a life expectancy beyond the term for repayment of the loan in order to establish intergenerational equity if there is not sufficient working capital available. All loans are secured over the income of the Council. In 2019-20 Council does not expect to require borrowings from external financial institutions to fund capital projects. Council will continue to evaluate how it can reutilise funds on hand, by way of internal loans and subject to restriction constraints, rather than seek external finance. The exception will be situations where it is advantageous for Council to borrow e.g. where the borrowing cost is subsidised by the State or Federal Governments.



FEES AND CHARGES



FEES AND CHARGES

Fees and Charges for 2019-20

In accordance with s. 608 of the *Local Government Act 1993* Council may charge and recover an approved fee for any service it provides other than a service provided, or proposed to be provided, on an annual basis for which it may make an annual charge under s. 501 of the *Local Government Act 1993*.

A list of the fees to be charged by Council for the 2019-20 - financial year is set out in the attached Schedule of Fees.

Each fee within the Schedule of Fees has been determined using one of five pricing policies (as per the table below). The pricing policy used as the basis for determining each fee within the Schedule is disclosed in the Schedule of Fees.

Categories of Pricing Policies in Respect of the Advertised Schedule of Fees

Code	Category Description
1	Price charged for this good/service is a statutory charge set by regulation.
2	Price charged for this good/service reflects benchmarked market price. Full cost of providing the goods/services including direct and corporate overheads and margin.
3	Price charged for this good/service reflects full costs to provide the goods/services. Full cost of providing the goods/services including direct and corporate overheads.
4	Price charged for this good/service reflects direct costs to provide the goods/services. Full cost of providing the goods/services including direct overheads.
5	The price of this good/service is set at a level to make a contribution towards the cost of providing the service. With the remainder of the costs being subsidised by Council in the provision of this service.

The fees shown in the Schedule of Fees are determined after allowing for the normal inflationary growth in the cost of providing these services. However, where the fee is based on the costs of providing the service, and those costs increased extraordinarily during the year, Council reserves the right to amend the fees to recover the cost increase.

Fees levied under Category 1 are not at the discretion of Council and are subject to amendment in accordance with changes to the applicable legislation. This includes any changes to the application of GST.

Some of Council's Fees and Charges have been calculated to pass through any applicable levies or taxes from NSW State Government (for example the EPA levy on certain waste types). The Fees and Charges for 2019-20 - have been updated based on the latest information available.

Other fees and charges are set externally by other levels of government or other State Government Departments. They are identified as Category 1 in the Fees and Charges schedule. Council cannot amend the amount of these legislated fees and charges and they are subject to statutory amendment throughout the year. If Category 1 fees and charges are amended after Council has adopted the 2019-20 Fees and Charges the amended fees will not be subject to public advertisement as Council cannot determine the amount of the fee or charge and they will be applicable from the date advised by the government authority concerned.

The fees and charges for building certification services have been prepared on the basis that the total cost of providing the service have been identified, including on-costs and overheads, and that there is no subsidy from Councils general purpose revenue. Costing systems are in place to ensure the on-going accuracy of actual income and expenditure compared to budget.

The Chief Executive Officer has the authority to waive or amend fees and charges for reasonable grounds provided in writing.

TABLE OF CONTENTS

Item	Page
1. Abandoned and Seized Item Release	216
2. Active Open Space (Sports Facilities, Parks, Reserves and Beaches)	216
3. Airport – Warnervale	220
4. Animal Control and Lifetime Registration	221
5. Bookings – Halls, Centres Galleries and Theatres	221
6. Bookings – Stadium and Parking	228
7. Books and Corporate Publication	229
8. Cemeteries	229
9. Certificates	230
10. Community Education and Learning	231
11. Development Assessment and Applications	232
12. Environment	239
13. Holiday Parks	239
14. Information Management and Requests	256
15. Mapping – Geographical Information Services (GIS) Data and Maps	256
16. Legal Fees	257
17. Leisure and Lifestyle (Leisure and Pools)	257
18. Library Services	263
19. Licences, Permits and Inspections	263
20. Miscellaneous	267
21. Printing, Copying, Scanning and Design	267
22. Professional Staff Costs	268
23. Roads, Transport and Drainage	268
24. Town Centre Management and Tourism Services	269
25. Waste and Recycling	270
26. Water and Sewerage Fees and Charges	271

2019-20 SCHEDULE OF FEES AND CHARGES						
2019-20 Item Number	Description of Fees and Charges	Unit of Measurement	Price Category	2019-20 Central Coast Council Fee	Other Regulatory Fees and Charges	TOTAL 2019-20 FEE (GST inclusive where applicable)
1. ABANDONED AND SEIZED ITEM RELEASE						
01:10000						
01:10001	Motor vehicle release fee	Per vehicle	4	\$335.00		\$335.00
01:10002	Release of impounded articles (excluding signs)	Per article	4	\$80.00		\$80.00
01:10003	Release of impounded advertising signs	Per sign	4	\$70.00		\$70.00
01:10004	Storage - if released - per day	Per vehicle	4	\$25.00		\$25.00
2. ACTIVE OPEN SPACE (SPORTS FACILITIES, PARKS, RESERVES AND BEACHES)						
Corporate Activities / Sports Clinics						
02:10001	Activities conducted as a corporate/commercial venture will be charged a fee to be determined by the Unit Manager					
02:10002	Open Space and Recreation, based on a usage matrix, upon application. Clinics conducted through a seasonal sporting association will be charged the applicable daily hire rate.	Per application	2	10/11 of fee charged	- 1/11 of fee charged	Price on application
02:10003	Events on Open Spaces (does not include weddings)					
02:10004	Administrative fee - passive event - non refundable	Per application	4	\$46.59		\$51.25
02:10005	Administrative fee - medium event - non refundable	Per application	4	\$69.86		\$76.85
02:10006	Administrative fee - large - major events - non refundable	Per application	4	\$93.18		\$102.50
02:10007	Non Profit Organisation / Charity Group - Full Day Event	Per day	2	\$95.45		\$105.00
02:10008	Non Profit Organisation / Charity Group - Half Day Event	Per half day (4 hours or less)	2	\$48.18		\$53.00
02:10009	Wedding Booking					
02:10010	Wedding administration fee	Per booking	2	\$46.59		\$51.25
02:10011	Based on Special Event Matrix (listing available by request)	Per day	2	\$316.82		\$348.50
02:10012	Based on Special Event Matrix (listing available by request)	Per day	2	\$276.73		\$304.40
02:10013	Based on Special Event Matrix (listing available by request)	Per day	2	\$130.45		\$143.50
02:10014	Special Events on Open Space Areas An organised activity held on one or more of Council's Open Space Areas such as beach land, a reserve area or a sportsground					
02:10015	Medium Events	Per day	2	\$186.36		\$205.00
02:10016	Large Events	Per day	2	\$573.09		\$630.40
02:10017	Based on Special Event Matrix (listing available by request) (events over 5 consecutive days 30% discount, over 20 consecutive days 60% discount) Excludes cruises and carnivals	Per event	2	\$1,025.00		\$1,025.00
02:10018	Large Event Security Deposit	Per day	2	\$1,006.36		\$1,107.00
02:10019	Major Events	Per event	2	\$2,050.00		\$2,050.00
02:10020	Lighting only					
02:10021	Not for profit use of floodlights	Per hour per facility	3	\$18.18		\$20.00
02:10022	Commercial use of floodlights - greater than 4 hours	Per hour per facility	3	\$27.27		\$30.00
02:10023	Tennis court or batting cage floodlights	Per hour per facility	3	\$9.09		\$10.00
02:10024	Fireworks Display					
02:10025	Fireworks Display (PROHIBITED in Natural Reserves) Copy of licence required, fireworks display fee is to be added to relevant Special Event Fee (Reserves, Parks and Commercial (entry fee charged))	Per display	2	10/11 of fee charged	- 1/11 of fee charged	Price determined on application by Unit Manager
02:10026	Concerts					
02:10027	Commercial (entry fee charged)	Per concert	2	10/11 of fee charged	- 1/11 of fee charged	Price determined on application by Unit Manager
02:10028	State or National Titles and Special Cup Events					
02:10029	All state/national titles and special cup games where admission is charged, the hire fee is to be determined by Unit Manager. Please note: seasonal allocation and fees are for competition and training purposes only.	Per event	2	10/11 of fee charged	- 1/11 of fee charged	Price determined on application by Unit Manager
02:10030	Circuses and Carnivals					
02:10031	Daily Fee	Per day	2	\$773.41		\$850.75
02:10032	Security Deposit	Per event	2	\$6,150.00		\$6,150.00
02:10033	Licence to use open space - fitness					
02:10034	Hire and Drive Operators					
02:10035	Temporary Licence	Per location up to 12 months	2	\$4,510.00		\$4,510.00
02:10036	Temporary Licence	Per location up to 12 months	2	\$3,624.00		\$3,624.00
02:10037	Temporary Licensing of a Trade or Business on Open Space Areas					
02:10038	Application Fee	Per application	2	\$84.00		\$84.00
02:10039	Transfer Fee	Per transfer	2	\$216.36		\$238.00
02:10040	Licence Fee	Per site	2	Price on application		Price on application
02:10041	Period 1 - April to September					
02:10042	Period 2 - October to March					

2019-20 Item Number	Description of Fees and Charges	Unit of Measurement	Price Category	2019-20 Central Coast Council Fee	Other Regulatory Fees and Charges	GST @ 10% Remitted to ATO (if applicable)	TOTAL 2019-20 FEE (GST inclusive where applicable)	Regulatory Fees and Charges Paid to
02:10042	Surf School Operators Category 1 is defined as a high priority location Category 2 is defined as a low priority location							
02:10043	Category 1 - Temporary Licence	Per location up to 12 months	2	\$1,824.50	-	\$0.00	\$1,824.50	
02:10044	Category 2 - Temporary Licence	Per location up to 12 months	2	\$1,281.25	-	\$0.00	\$1,281.25	
02:10045	Elite Surf School Operators A maximum of five (5) clients per session and only two (2) sessions per day from each elite surf coaching school is permitted							
02:10046	Temporary Licence	Per location up to 12 months	2	\$3,280.00	-	\$0.00	\$3,280.00	
02:10047	Stand Up Paddleboard (SUP) Operators Category 1 is defined as a high priority location Category 2 is defined as a low priority location							
02:10048	Category 1 - Temporary Licence	Per location up to 12 months	2	\$1,824.50	-	\$0.00	\$1,824.50	
02:10049	Category 2 - Temporary Licence	Per location up to 12 months	2	\$1,281.25	-	\$0.00	\$1,281.25	
02:10050	Personal Trainers, Fitness Groups and Boot Camps A combination of Category 1 and Category 2 sites will be subject to the Category 1 multiple site fee Multiple location licences allow for up to 3 locations only Seasonal licences are allocated for Summer period only from October to March each year							
02:10051	Personal Trainers - Small group (1-9) Category 1 is defined as a high priority location Category 2 is defined as a low priority location							
02:10052	Category 1							
02:10053	Single Location - Seasonal Temporary Licence	Per licence up to 6 months	2	\$553.50	-	\$0.00	\$553.50	
02:10054	Single Location - Temporary Licence	Per licence up to 12 months	2	\$738.00	-	\$0.00	\$738.00	
02:10055	Multiple Location - Seasonal Temporary Licence	Per licence up to 6 months	2	\$871.25	-	\$0.00	\$871.25	
02:10056	Multiple Location - Temporary Licence	Per licence up to 12 months	2	\$1,158.00	-	\$0.00	\$1,158.00	
02:10057	Category 2							
02:10058	Single Location - Seasonal Temporary Licence	Per licence up to 6 months	2	\$369.00	-	\$0.00	\$369.00	
02:10059	Single Location - Temporary Licence	Per licence up to 12 months	2	\$554.50	-	\$0.00	\$554.50	
02:10060	Multiple Location - Seasonal Temporary Licence	Per licence up to 6 months	2	\$579.00	-	\$0.00	\$579.00	
02:10061	Multiple Location - Temporary Licence	Per licence up to 12 months	2	\$655.00	-	\$0.00	\$655.00	
02:10062	Personal Trainers - Large group (10-18) Category 1 is defined as a high priority location Category 2 is defined as a low priority location							
02:10063	Category 1							
02:10064	Single Location - Seasonal Temporary Licence	Per licence up to 6 months	2	\$1,107.00	-	\$0.00	\$1,107.00	
02:10065	Single Location - Temporary Licence	Per licence up to 12 months	2	\$1,478.00	-	\$0.00	\$1,478.00	
02:10066	Multiple Location - Seasonal Temporary Licence	Per licence up to 6 months	2	\$1,732.25	-	\$0.00	\$1,732.25	
02:10067	Multiple Location - Temporary Licence	Per licence up to 12 months	2	\$2,311.40	-	\$0.00	\$2,311.40	
02:10068	Category 2							
02:10069	Single Location - Seasonal Temporary Licence	Per licence up to 6 months	2	\$830.25	-	\$0.00	\$830.25	
02:10070	Single Location - Temporary Licence	Per licence up to 12 months	2	\$1,107.00	-	\$0.00	\$1,107.00	
02:10071	Multiple Location - Seasonal Temporary Licence	Per licence up to 6 months	2	\$1,271.00	-	\$0.00	\$1,271.00	
02:10072	Multiple Location - Temporary Licence	Per licence up to 12 months	2	\$1,732.25	-	\$0.00	\$1,732.25	

2019-20 Item Number	Description of Fees and Charges	Unit of Measurement	Price Category	2019-20 Central Coast Council Fee	Other Regulatory Fees and Charges	GST @ 10% Remitted to ATO (if applicable)	TOTAL 2019-20 FEE (GST inclusive where applicable)	Regulatory Fees and Charges Paid to
02-10073	Corporate Group Training / Coaching and Clinics							
02-10074	Temporary Licence Fee to be charged per activity and determined by CEO upon application based on location, participants and length of activity	Per licence	3	Price on application	-	\$0.00	Price on application	
02-10075	Licence to use open space - beach access							
02-10076	Administration fee <i>Non-refundable</i>	Per year per application	3	\$76.36	-	\$7.64	\$84.00	
02-10077	Commercial fisherman beach access fee	Per beach per year	2	\$445.90	-	\$0.00	\$445.90	
02-10078	Beach access key bond	Per beach	3	\$307.50	-	\$0.00	\$307.50	
02-10079	Advertising signage							
02-10080	Apex Park - Wyoong display banner exhibition fee	Per sign	2	\$619.64	-	\$61.96	\$681.60	
02-10081	Other sites	Per sign	5	10/11 of fee charged	-	1/11 of fee charged	Price on application	
02-10082	Community Sport Hire - oval / field hire Level 1 - Highest quality of facilities available - assessed on amenities, drainage, irrigation and sports field quality Level 2 - Medium quality of facilities available							
02-10083	Junior Competition and training fees are provided at a 50% reduced rate (unless lights are utilised) Training without lighting at clubs' home ground and low impact activity is free of charge (Council determination)							
02-10083	Sporting groups field hire							
02-10084	Field hire - day - level 1 (As per field Categorisation sheet)	Per day per field	5	\$62.00	-	\$6.20	\$68.20	
02-10085	Field hire - day - level 2 (As per field Categorisation sheet)	Per day per field	5	\$57.27	-	\$5.73	\$63.00	
02-10086	Field hire - day - Woy Woy Oval	Per day per field	5	\$128.59	-	\$12.86	\$141.45	
02-10087	Casual Field hire - day - level 1 (As per field Categorisation sheet)	Per day per field	5	\$123.91	-	\$12.39	\$136.30	
02-10088	Casual Field hire - day - level 2 (As per field Categorisation sheet)	Per day per field	5	\$114.64	-	\$11.46	\$126.10	
02-10089	Casual Field hire - day - Woy Woy Oval	Per day per field	5	\$258.09	-	\$25.81	\$283.90	
02-10090	Casual Field hire - night - with lights	Per night per field	5	\$114.64	-	\$11.46	\$126.10	
02-10091	Seasonal and daily field hire Seasonal charge. Gives user group use of the space for the season (excluding final series). A field is designated as a soccer, rugby/league field, AFL ground, cricket field baseball/softball field and 2 Oz Tag/Touch football/5 a side soccer fields.							
02-10092	Seasonal field hire - day - level 1 (As per field Categorisation sheet) - 20% discount applies if field shared between 2 codes on same day	Per day per field	5	\$1,239.32	-	\$123.93	\$1,363.25	
02-10093	Seasonal field hire - day - level 2 (As per field Categorisation sheet) - 20% discount applies if field shared between 2 codes on same day	Per day per field	5	\$1,146.14	-	\$114.61	\$1,260.75	
02-10094	Seasonal field hire - day - Woy Woy Oval - 20% discount applies if field shared between 2 codes on same day	Per day per field	5	\$2,571.82	-	\$257.18	\$2,829.00	
02-10095	Sporting Group field hire including lighting							
02-10096	Field hire - night - All fields - Training	Per night per field	5	\$57.27	-	\$5.73	\$63.00	
02-10097	Seasonal field hire including lighting							
02-10098	Seasonal field hire - night - All fields - Training	Per night per field	5	\$1,146.14	-	\$114.61	\$1,260.75	
02-10099	Sporting Group Field hire exclude lighting							
02-10100	Field hire - night - All fields - Training	Per night per field	5	\$28.64	-	\$2.86	\$31.50	
02-10101	Seasonal field hire exclude lighting							
02-10102	Seasonal field hire - night - All fields - Training	Per night per field	5	\$573.09	-	\$57.31	\$630.40	
02-10103	School usage - ground only Free school usage includes weekly sport, PDHPE lessons, knockout competitions and finals (local only), trials for regional teams and team training where there is no requirement for amenities. All sports fields must be booked in advance. All other school bookings will be subject to the community sport hire charges for the level of sports field selected. Guidelines are available for further clarification							
02-10104	School Carnival	Per field per day	5	\$123.95	-	\$12.40	\$136.35	
02-10105	Sundries							
02-10106	Special mowing requests	Per request	4	\$258.09	-	\$25.81	\$283.90	
02-10107	Sports field / amenities cleaning fee	Per hour	4	\$65.00	-	\$6.50	\$71.50	
02-10108	Line marking (set up and paint) - Excluding athletics	Per field	4	\$393.23	-	\$39.32	\$432.55	
02-10109	Line marking (paint only) - Excluding athletics	Per field	4	\$195.68	-	\$19.57	\$215.25	
02-10110	Line marking (paint only) - Athletics	Per field	4	10/11 of fee charged	-	1/11 of fee charged	Price on application	
02-10111	Fines Charged for all unauthorised use of parks, reserves or sports fields including but not limited to out of season use, usage of closed grounds, or use without booking, licence or permission							
02-10112	Fines - 1st offence	Per offence	4	\$500.00	-	\$0.00	\$500.00	
02-10113	Fines - 2nd offence	Per offence	4	\$1,000.00	-	\$0.00	\$1,000.00	
02-10114	Fines - 3rd offence	Per offence	4	\$1,700.00	-	\$0.00	\$1,700.00	
02-10115	Community Sport Hire - courts							
02-10116	Casual day fee - Large netball complexes	Per day	5	\$143.50	-	\$14.35	\$157.85	
02-10117	Seasonal day fee - All complexes per court per day (all courts must be booked at once)	Per season per court per day	5	\$79.23	-	\$7.92	\$87.15	

2019-20 Item Number	Description of Fees and Charges	Unit of Measurement	Price Category	2019-20 Central Coast Council Fee	Other Regulatory Fees and Charges	GST @ 10% Remitted to ATO (if applicable)	TOTAL 2019-20 FEE (GST inclusive where applicable)	Regulatory Fees and Charges Paid to
02:10118	Night fee - Baker Park, and Adcock Park complex per hour including lighting <i>Fees cover the period from 4pm to 9.30pm</i>	Per hour	5	\$28.64	-	\$2.86	\$31.50	
02:10119	Night fee - Lemongrove complex per hour including lighting <i>Fees cover the period from 4pm to 9.30pm</i>	Per hour	5	\$24.68	-	\$2.47	\$27.15	
02:10120	Night fee - Other complexes per night including lighting <i>Fees cover the period from 4pm to 9.30pm</i>	Per night	5	\$34.45	-	\$3.45	\$37.90	
02:10121	Casual day fee - Small complexes Seasonal night fee - other complexes - per complex per season per night including lighting <i>Fees cover the period from 4pm to 9.30pm</i>	Per day Per season per complex per night	5 5	\$34.45 \$573.09	- -	\$3.45 \$57.31	\$37.90 \$630.40	
02:10123	Events/functions							
02:10124	Commercial event fee on sports field	Per day per field	3	10/11 of fee charged	-	1/11 of fee charged	Price determined on application by Unit Manager	
02:10125	Event pre-function: non-scheduled foreshore cleaning request	Per request	4	\$259.05	-	\$25.90	\$284.95	
02:10126	Event pre-function: non-scheduled reserves and parks mowing request	Per request	4	\$259.05	-	\$25.90	\$284.95	
02:10127	Event/function clean up fee	Per event or function	3	\$429.55	-	\$42.95	\$472.50	
02:10128	Electrical inspections (associated with events/functions)							
02:10129	Electrical inspection fee - commercial	Per inspection	2	\$343.86	-	\$34.39	\$378.25	
02:10130	Electrical inspection fee - not for profit	Per inspection	4	\$171.91	-	\$17.19	\$189.10	
02:10131	Key bonds							
02:10132	Key bond - per facility	Per facility	4	\$300.00	-	\$0.00	\$300.00	
02:10133	Key bond - two sets	Per facility	4	\$500.00	-	\$0.00	\$500.00	
02:10134	Key bond - for associations	Per association	4	\$2,000.00	-	\$0.00	\$2,000.00	
02:10135	School key bond - one set - toilets only	Per facility	5	\$30.00	-	\$0.00	\$30.00	
02:10136	Central Coast Regional Sporting Complex NOTE: Major Sporting Events <i>Events of National, State or Regional significance will take priority over local bookings. Sports grounds hire fees and charges for National, State and Regional significant events may be reduced or waived by negotiation with the Unit Manager (Open Space and Recreation)</i> <i>Event setup costs for non-sporting events (for example extra mowing, field/equipment preparations, line marking) are applicable and are negotiable with the Unit Manager (Open Space and Recreation)</i>							
02:10137	Administration Fee	Per event	4	\$76.36	-	\$7.64	\$84.00	
02:10138	Field Hire - Fields 1, 2, 3, 4, 6, 7 and 8 (per field)							
02:10139	Full Day (up to 8 hours *)	Per day	5	\$164.00	-	\$16.40	\$180.40	
02:10140	Half Day (up to 4 hours)	Per half day	5	\$123.00	-	\$12.30	\$135.30	
02:10141	Weekly (5 days maximum of 40 hours*)	Per week	5	\$697.00	-	\$69.70	\$766.70	
02:10142	* Per hour thereafter (only available on Full Day or Weekly)	Per hour	5	\$20.50	-	\$2.05	\$22.55	
02:10143	Oval Hire - Ovals 12, 34 and 67 (per oval)							
02:10144	Full Day (up to 8 hours *)	Per day	5	\$180.41	-	\$18.04	\$198.45	
02:10145	Half Day (up to 4 hours)	Per half day	5	\$135.32	-	\$13.53	\$148.85	
02:10146	Weekly (5 days maximum of 40 hours*)	Per week	5	\$766.73	-	\$76.67	\$843.40	
02:10147	* Per hour thereafter (only available on Full Day or Weekly)	Per hour	5	\$22.55	-	\$2.25	\$24.80	
02:10148	Oval Hire - Ovals 12, 34 and 67 (per oval)							
02:10149	Full Day (up to 8 hours *)	Per day	5	\$202.45	-	\$20.25	\$222.70	
02:10150	Second consecutive day (up to 8 hours*)	Per day	5	\$140.91	-	\$14.09	\$155.00	
02:10151	Weekly (5 days maximum of 40 hours*)	Per week	5	\$860.36	-	\$86.04	\$946.40	
02:10152	* Per hour thereafter (only available on Full Day or Weekly)	Per hour	5	\$22.55	-	\$2.25	\$24.80	
02:10153	Premier Field Hire - Field 5							
02:10154	Full Day (up to 8 hours *)	Per day	5	\$298.18	-	\$29.82	\$328.00	
02:10155	Half Day (up to 4 hours)	Per half day	5	\$242.27	-	\$24.23	\$266.50	
02:10156	Weekly (5 days maximum of 40 hours*)	Per week	5	\$1,164.77	-	\$116.48	\$1,281.25	
02:10157	* Per hour thereafter (only available on Full Day or Weekly)	Per hour	5	\$37.27	-	\$3.73	\$41.00	
02:10158	Premier Oval Hire - Field 9 (Not including Turf Cricket Pitch)							
02:10159	Full Day (up to 8 hours *)	Per day	5	\$242.27	-	\$24.23	\$266.50	
02:10160	Second consecutive day (up to 8 hours*)	Per day	5	\$181.82	-	\$18.18	\$200.00	
02:10161	Weekly (5 days maximum of 40 hours*)	Per week	5	\$1,029.64	-	\$102.96	\$1,132.60	
02:10162	* Per hour thereafter (only available on Full Day or Weekly)	Per hour	5	\$30.27	-	\$3.03	\$33.30	
02:10163	Premier Oval Hire - Field 9 (Including Turf Cricket Pitch)							
02:10164	Full Day (up to 8 hours *)	Per day	5	\$290.91	-	\$29.09	\$320.00	
02:10165	Second consecutive day (up to 8 hours*)	Per day	5	\$195.45	-	\$19.55	\$215.00	
02:10166	Weekly (5 days maximum of 40 hours*)	Per week	5	\$1,236.36	-	\$123.64	\$1,360.00	
02:10167	Cricket Practice Nets							
02:10168	Cricket Practice Nets	Per net per hour	5	\$15.82	-	\$1.58	\$17.40	
02:10169	Central Park Area Hire							
02:10170	Full Day (up to 8 hours *)	Per day	5	\$65.91	-	\$6.59	\$72.50	
02:10171	Half Day (up to 4 hours)	Per half day	5	\$39.09	-	\$3.91	\$43.00	
02:10172	Weekly (5 days maximum of 40 hours*)	Per week	5	\$237.64	-	\$23.76	\$261.40	
02:10173	* Per hour thereafter (only available on Full Day or Weekly)	Per hour	5	\$7.00	-	\$0.70	\$7.70	
02:10174	Canteen/Kiosk Hire							
02:10175	Full Day (up to 8 hours *)	Per day	5	\$93.18	-	\$9.32	\$102.50	
02:10176	Half Day (up to 4 hours)	Per half day	5	\$46.59	-	\$4.66	\$51.25	
02:10177	Weekly (5 days maximum of 40 hours*)	Per week	5	\$396.00	-	\$39.60	\$435.60	
02:10178	* Per hour thereafter (only available on Full Day or Weekly)	Per hour	5	\$11.64	-	\$1.16	\$12.80	

2019-20 Item Number	Description of Fees and Charges	Unit of Measurement	Price Category	2019-20 Central Coast Council Fee	Other Regulatory Fees and Charges	GST @ 10% Remitted to ATO (if applicable)	TOTAL 2019-20 FEE (GST inclusive where applicable)	Regulatory Fees and Charges Paid to
02:10179	Mobile Kiosk - Site with Power and Water only	Per site per day	5	\$23.27	-	\$2.33	\$25.60	
02:10180	Field Lighting (Up to 4 hour block)	Per block per field	5	\$11.82	-	\$1.18	\$13.00	
02:10181	Lighting (200 lux)	Per block per two fields or one oval	5	\$97.86	-	\$9.79	\$107.65	
02:10182	Lighting (100 lux)							
02:10183	Non Standard Line Marking and/or Post Installation <i>(Price on application to be determined by Manager Open Space and Recreation and will reflect cost recovery)</i>							
02:10184	Non Standard Line Marking and/or Post Installation	Per field or oval	5	10/11 of fee charged	-	1/11 of fee charged	Price on application	
02:10185	Commercial or Community Event <i>(Price on application to be determined by existing Special Event Fees Matrix)</i>							
02:10186	Commercial Event	Per event	2	10/11 of fee charged	-	1/11 of fee charged	Price on application	
02:10187	Community Event	Per event	5	10/11 of fee charged	-	1/11 of fee charged	Price on application	
02:10188	Other Charges (Full Cost Recovery)							
02:10189	Excessive waste removal or clean up required	Per site	3	10/11 of fee charged	-	1/11 of fee charged	At cost	
02:10190	Electrical Inspection - for example tagging	Per event	3	10/11 of fee charged	-	1/11 of fee charged	At cost	
02:10191	Key or Padlock loss or damage	Per item	3	10/11 of fee charged	-	1/11 of fee charged	At cost	
02:10192	Excessive Amenities Cleaning	Per event	3	10/11 of fee charged	-	1/11 of fee charged	At cost	
02:10193	Excessive Ground, Equipment or Facility Damage	Per event	3	10/11 of fee charged	-	1/11 of fee charged	At cost	
02:10194	Other fees							
02:10195	Access to Council Managed Land This charge typically applicable to existing clear and accessible areas (e.g. management trails, fire trails, fire breaks, reserve access easements) Long Term Reserve Access (applications considered on merit, long term access applies for periods exceeding one week) Administration, Fitting and Retrieval of Lock (all inclusive, applicable bonds still apply)	Per lock	4	\$620.00	-	\$0.00	\$620.00	
02:10196	Access to Council Managed Land This charge typically applicable to existing clear and accessible areas (e.g. management trails, fire trails, fire breaks, reserve access easements) Long Term Reserve Access (applications considered on merit, long term access applies for periods exceeding one week) Additional Lock Application for access permit to Council Managed Land for the purpose of surveying or constructing a boundary fence, or to install nest boxes or salvaged hollows or logs (applications considered on merit, conditions may apply, bond may apply based on foreseeable cost of potential damage that may be incurred, additional fees may apply for specialist investigations and reports)	Per lock	4	\$84.55	-	\$8.45	\$93.00	
02:10197	Application for access permit to Council Managed Land for the purpose of surveying or constructing a boundary fence, or to install nest boxes or salvaged hollows or logs (applications considered on merit, conditions may apply, bond may apply based on foreseeable cost of potential damage that may be incurred, additional fees may apply for specialist investigations and reports)	Per application	5	\$80.00	-	\$8.00	\$88.00	
02:10198	Application for access permit to Council Managed Land - additional fee for specialist investigations and reports (applications considered on merit, conditions may apply, bond may apply based on foreseeable cost of potential damage that may be incurred, specialist investigations and reports will include ecological investigations)	Per hour or part thereof	2	\$150.00	-	\$15.00	\$165.00	
02:10199	Beach Access - Additional beach cleaning services as requested Truck and beach rake	Minimum per day	2	\$286.36	-	\$28.64	\$315.00	
02:10200	Beach cleaning up to 2 hours	Minimum 2 hours	3	\$286.36	-	\$28.64	\$315.00	
02:10201	Additional Beach cleaning greater than 2 hours	Per hour-2 hours	3	\$150.00	-	\$15.00	\$165.00	
02:10202	Purchase of Council Nursery plants by approved groups for use on approved public projects on Council land	Per item	5	10/11 of fee charged	-	1/11 of fee charged	Price provided to approved applicant based on the current Nursery price list	
03:10000	3. AIRPORT - WARNERVALE <i>The following organisation is exempt from airport usage fees at Warnervale Airport - Angel Flight</i>							
03:10001	Airport Usage Fees Usage is defined as a Landing (LA), Touch and go (TG) or Stop and go (SG) - Based on MTOW (Certified Maximum Take-off Weight)							
03:10002	Annual usage fees paid in lieu of Airport Usage fees							
03:10003	Commercial Warnervale based Aircraft being used as part of a business - paid in lieu of landing fees							
03:10004	Up to 700 kgs (certified maximum take-off weight) MTOW (per serviceable aircraft)	Per year (pro rata)	5	\$524.55	-	\$52.45	\$577.00	
03:10005	701 kgs to 2,000 kgs (certified maximum take-off weight) MTOW (per serviceable aircraft)	Per year (pro rata)	5	\$3,090.91	-	\$309.09	\$3,400.00	
03:10006	2,001 kgs to 3,000 kgs (certified maximum take-off weight) MTOW (per serviceable aircraft)	Per year (pro rata)	5	\$3,672.73	-	\$367.27	\$4,040.00	
03:10007	Over 3,001 kgs (certified maximum take-off weight) MTOW (per serviceable aircraft)	Per year (pro rata)	5	\$4,500.00	-	\$450.00	\$4,950.00	
03:10008	Local Warnervale Based Aircraft NOT being used as part of a business - Resident rate (1 airport usage charge per 20 minute block for circuit operations, otherwise per landing)							
03:10009	Up to 700 kgs (certified maximum take-off weight) MTOW	Per 20 minute block for circuits otherwise per landing	5	\$7.82	-	\$0.78	\$8.60	
03:10010	701 kgs to 2,000 kgs (certified maximum take-off weight) MTOW	Per 20 minute block for circuits otherwise per landing - per tonne pro rata	5	\$14.68	-	\$1.47	\$16.15	
03:10011	2,001 kgs to 3,000 kgs (certified maximum take-off weight) MTOW	Per 20 minute block for circuits otherwise per landing - per tonne pro rata	5	\$17.18	-	\$1.72	\$18.90	

2019-20 Item Number	Description of Fees and Charges	Unit of Measurement	Price Category	2019-20 Central Coast Council Fee	Other Regulatory Fees and Charges	GST @ 10% Remitted to ATO (if applicable)	TOTAL 2019-20 FEE (GST inclusive where applicable)	Regulatory Fees and Charges Paid to
03.10012	Over 3,001 kgs (certified maximum take-off weight) MTOW	Per 20 minute block for circuits otherwise per landing - per tonne pro rata	5	\$21.00	-	\$2.10	\$23.10	
03.10013	linerairt aircraft - Airport Usage Fees Usage is defined as a Landing (LA), Touch and go (TG) or Stop and go (SG) - Based on MTOW (Certified Maximum Take-off Weight)							
03.10014	Up to 700 kgs (certified maximum take-off weight) MTOW	Per landing	5	\$7.82	-	\$0.78	\$8.60	
03.10015	701 kgs to 2,000 kgs (certified maximum take-off weight) MTOW	Per landing/per tonne (pro rata)	5	\$14.68	-	\$1.47	\$16.15	
03.10016	2,001 kgs to 3,000 kgs (certified maximum take-off weight) MTOW	Per landing/per tonne (pro rata)	5	\$17.18	-	\$1.72	\$18.90	
03.10017	Over 3,001 kgs (certified maximum take-off weight) MTOW	Per landing/per tonne (pro rata)	5	\$21.00	-	\$2.10	\$23.10	
03.10018	Adventure sports (For example parachute jumping, ballooning)							
03.10019	Airport usage fees Airport usage is defined as "a landing, touch and go, stop and go at the airport" Based on certified maximum take-off weight (MTOW)	Per tonne (pro rata)	5	\$21.00	-	\$2.10	\$23.10	
03.10020	Other fees Passenger fee (including instructor)	Per person	5	\$16.91	-	\$1.69	\$18.60	
03.10022	Aircraft parking and tie down fee On council land	Per day or part thereof	5	\$5.73	-	\$0.57	\$6.30	
03.10023	Aircraft parking and tie down fee On council land	Per year (pro rata)	5	\$1,680.00	-	\$168.00	\$1,848.00	
03.10024	Application fee to Council for any use/activity on council land	Per application	5	\$577.00	-	\$0.00	\$577.00	
03.10025	Airport or runway closure	Per day or part thereof	5	\$5,245.45	-	\$524.55	\$5,770.00	
03.10026	Refuelling on council land	Per refuel	5	\$104.55	-	\$10.45	\$115.00	
03.10027	Signage at Airport Advertising space per square metre (or part thereof) with a minimum of one square metre The cost of the design, manufacture and erection of the sign is at the advertiser's cost and must be approved by Council.	Per square metre per year	5	\$520.00	-	\$52.00	\$572.00	
03.10028	Airport fees with organisations may be determined through contract negotiations	Per negotiation	3	10/11 of fee charged	-	1/11 of fee charged	By contract negotiation	
03.10029	Dedication of land from developers administration fee	Per dedication	4	\$511.82	-	\$51.18	\$563.00	
04.10000	4. ANIMAL CONTROL AND LIFETIME REGISTRATION <i>The Chief Executive Officer has delegated authority to amend statutory fees for changes to applicable legislation</i>							
04.10001	Lifetime registration fee							
04.10002	Desexed dog or cat owned by a pensioner	Per animal	1	\$1.00	\$23.00	\$0.00	\$24.00	Director-General OLG Companion Animals
04.10003	Desexed dog or cat	Per animal	1	\$2.00	\$55.00	\$0.00	\$57.00	Director-General OLG Companion Animals
04.10004	Non-desexed dog or cat	Per animal	1	\$6.00	\$201.00	\$0.00	\$207.00	Director-General OLG Companion Animals
04.10005	Dog or cat owned by registered breeder	Per animal	1	\$2.00	\$55.00	\$0.00	\$57.00	Director-General OLG Companion Animals
04.10006	Animal under 6 months not desexed	Per animal	1	\$2.00	\$55.00	\$0.00	\$57.00	Director-General OLG Companion Animals
04.10007	Pound/Shelter animal 50% discount (desexed)	Per animal	1	\$1.00	\$27.50	\$0.00	\$28.50	Director-General OLG Companion Animals
04.10008	Trained seeing eye or hearing dogs	Per animal	1	No charge	-	\$0.00	No charge	
04.10009	Seizure release fee for registered dogs/cats							
04.10010	Same day	Per animal	5	\$40.00	-	\$0.00	\$40.00	
04.10011	1 to 3 nights	Per animal	5	\$68.00	-	\$0.00	\$68.00	
04.10012	4 to 8 nights	Per animal	5	\$195.00	-	\$0.00	\$195.00	
04.10013	9 to 14 nights	Per animal	5	\$240.00	-	\$0.00	\$240.00	
04.10014	Veterinary care	Per animal	4	10/11 of fee charged	-	1/11 of fee charged	By quote	
04.10015	Impounding - other animals							
04.10016	Animal holding and release per day	Per animal per day	5	\$50.00	-	\$0.00	\$50.00	
04.10017	Daily sustenance (second and subsequent days)	Per animal per day	3	\$48.00	-	\$0.00	\$48.00	
04.10018	Veterinary care	Per animal	2	10/11 of fee charged	-	1/11 of fee charged	By quote	
04.10019	Advertising/notification - for auction only	Per animal	4	\$113.64	-	\$11.36	\$125.00	
04.10020	Animal collection and transportation fee (to impound holding facility)	Per kilometre	3	\$15.00	-	\$0.00	\$15.00	
04.10021	Sundry services							
04.10022	Dangerous dog enclosure compliance certificate	Per inspection	1	\$150.00	-	\$0.00	\$150.00	
04.10023	Processing of identification/microchipping forms and all relevant paperwork for the Companion Animals Register (C.A.R) for organisations that have access to and can complete data entry on the C.A.R	Per form	5	\$10.00	-	\$0.00	\$10.00	
05.10000	5. BOOKINGS - HALLS, CENTRES, GALLERIES AND THEATRES							
05.10001	Erina Community Hall							
05.10002	Business/Private Rates							
05.10003	Hall per hour	Per hour	4	\$35.45	-	\$3.55	\$39.00	
05.10004	Meeting rooms 1,2 and 3	Per hour	4	\$23.64	-	\$2.36	\$26.00	
05.10005	Community/Not For Profit Rates							
05.10006	Hall per hour	Per hour	4	\$30.00	-	\$3.00	\$33.00	
05.10007	Meeting rooms 1,2 and 3	Per hour	4	\$20.00	-	\$2.00	\$22.00	

2019-20 Item Number	Description of Fees and Charges	Unit of Measurement	Price Category	2019-20 Central Coast Council Fee	Other Regulatory Fees and Charges	GST @ 10% Remitted to ATO (if applicable)	TOTAL 2019-20 FEE (GST inclusive where applicable)	Regulatory Fees and Charges Paid to
05:10008	Cancellation Fee (cancellations may incur hirer paying full price of room if not advised prior to booking)	Per booking	4	10/11 of fee charged	-	-	Up to a maximum of \$66.00	
05:10009	Clean up fee (charged if hall/room left uncleaned)	Per hire	4	\$45.45	-	1/11 of fee charged \$4.55	\$50.00	
05:10010	Erina Centre							
05:10011	Business/Private Rates							
05:10012	Art Space 1	Per hour	4	\$23.64	-	\$2.36	\$26.00	
05:10013	Meeting Space 2	Per hour	4	\$27.27	-	\$2.73	\$30.00	
05:10014	Meeting Space 3	Per hour	4	\$35.45	-	\$3.55	\$39.00	
05:10015	Erina Room - 1	Per hour	4	\$35.45	-	\$3.55	\$39.00	
05:10016	Erina Room - 2	Per hour	4	\$35.45	-	\$3.55	\$39.00	
05:10017	Erina Rooms - 1 and 2	Per hour	4	\$60.00	-	\$6.00	\$66.00	
05:10018	Cancellation Fee (cancellations may incur hirer paying full price of room if not advised prior to booking)	Per booking	4	10/11 of fee charged	-	1/11 of fee charged	Up to a maximum of \$66.00	
05:10019	Clean up fee (charged if hall/room left uncleaned)	Per hire	4	\$45.45	-	\$4.55	\$50.00	
05:10020	Foyer Gallery Space (includes promotion and exhibition support)	Per 2 week hire	4	\$727.27	-	\$72.73	\$800.00	
05:10021	Foyer Gallery Space (includes promotion and exhibition support)	Per 3 week hire	4	\$909.09	-	\$90.91	\$1,000.00	
05:10022	Foyer Gallery Space (includes promotion and exhibition support)	Per 4 week hire	4	\$1,090.91	-	\$109.09	\$1,200.00	
05:10023	Community/Not For Profit Rates							
05:10024	Art Space 1	Per hour	4	\$20.00	-	\$2.00	\$22.00	
05:10025	Meeting Space 2	Per hour	4	\$23.64	-	\$2.36	\$26.00	
05:10026	Meeting Space 3	Per hour	4	\$30.00	-	\$3.00	\$33.00	
05:10027	Erina Rooms - 1 and 2	Per hour	4	\$50.00	-	\$5.00	\$55.00	
05:10028	Erina Room 1	Per hour	4	\$30.00	-	\$3.00	\$33.00	
05:10029	Erina Room 2	Per hour	4	\$30.00	-	\$3.00	\$33.00	
05:10030	Foyer Gallery Space (includes promotion and exhibition support)	Per 2 week hire	4	\$272.73	-	\$27.27	\$300.00	
05:10031	Foyer Gallery Space (includes promotion and exhibition support)	Per 3 week hire	4	\$363.64	-	\$36.36	\$400.00	
05:10032	Foyer Gallery Space (includes promotion and exhibition support)	Per 4 week hire	4	\$454.55	-	\$45.45	\$500.00	
05:10033	Long Term Hire (subject to lease or agreement at discretion of Unit Manager)	Per agreement	4	10/11 of fee charged	-	1/11 of fee charged	By quote	
05:10034	YOUTH SERVICES							
05:10035	Youth Services Program / Activity Fees (prices are based on activity/program/course)	Per person/ activity/per course	4	10/11 of fee charged	-	1/11 of fee charged	Up to a maximum of \$200.00	
05:10036	The Hub Youth Venue (ERINA)							
05:10037	Business/Private Rates							
05:10038	Main Hall - Day hire	Per hour	4	\$31.82	-	\$3.18	\$35.00	
05:10039	PA set up/equipment	Per application	4	10/11 of fee charged	-	1/11 of fee charged	Price on application	
05:10040	Community/Not for Profit Rates							
05:10041	Main Hall - Day hire	Per hour	4	\$22.73	-	\$2.27	\$25.00	
05:10042	PA set up/equipment	Per application	4	10/11 of fee charged	-	1/11 of fee charged	Price on application	
05:10043	Youth Program Rates							
05:10044	Long Term Hire (subject to lease or agreement at discretion of Unit Manager)	Per agreement	4	10/11 of fee charged	-	1/11 of fee charged	By quote	
05:10045	The Hill Youth Centre (KARLONG)							
05:10046	Business/Private Rates							
05:10047	Main Hall	Per hour	4	\$20.91	-	\$2.09	\$23.00	
05:10048	Meeting Space	Per hour	4	\$10.00	-	\$1.00	\$11.00	
05:10049	Kitchen Facility	Per hour	4	\$27.27	-	\$2.73	\$30.00	
05:10050	Long Term Hire (subject to lease or agreement at discretion of Unit Manager)	Per agreement	4	10/11 of fee charged	-	1/11 of fee charged	By quote	
05:10051	Community/Not For Profit Rates							
05:10052	Main Hall	Per hour	4	\$16.36	-	\$1.64	\$18.00	
05:10053	Meeting Space	Per hour	4	\$9.09	-	\$0.91	\$10.00	
05:10054	Kitchen Facility	Per hour	4	\$22.73	-	\$2.27	\$25.00	
05:10055	Long Term Hire (subject to lease or agreement at discretion of Unit Manager)	Per agreement	4	10/11 of fee charged	-	1/11 of fee charged	By quote	
05:10056	Kincumber Youth Centre							
05:10057	Business/Private Rates							
05:10058	Main Hall	Per hour	4	\$27.27	-	\$2.73	\$30.00	
05:10059	Meeting Room	Per hour	4	\$25.45	-	\$2.55	\$28.00	
05:10060	Art Space	Per hour	4	\$25.45	-	\$2.55	\$28.00	
05:10061	Kitchen Facility	Per hour	4	\$27.27	-	\$2.73	\$30.00	
05:10062	Counselling Room	Per hour	4	\$25.45	-	\$2.55	\$28.00	
05:10063	Long Term Hire (subject to lease or agreement at discretion of Unit Manager)	Per agreement	4	10/11 of fee charged	-	1/11 of fee charged	By quote	
05:10064	Community/Not For Profit Rates							
05:10065	Main Hall	Per hour	4	\$22.73	-	\$2.27	\$25.00	
05:10066	Meeting Room	Per hour	4	\$13.64	-	\$1.36	\$15.00	
05:10067	Art Space	Per hour	4	\$13.64	-	\$1.36	\$15.00	
05:10068	Kitchen Facility	Per hour	4	\$22.73	-	\$2.27	\$25.00	
05:10069	Counselling Room	Per hour	4	\$13.64	-	\$1.36	\$15.00	
05:10070	Long Term Hire (subject to lease or agreement at discretion of Unit Manager)	Per agreement	4	10/11 of fee charged	-	1/11 of fee charged	By quote	
05:10071	SENIOR SERVICES							
05:10072	Long Term Hire (subject to agreement at discretion of Unit Manager)	Per agreement	4	10/11 of fee charged	-	1/11 of fee charged	By quote	
05:10073	50+ Leisure and Learning Centres							
05:10074	Gosford and Ettalong Beach	Per person	4	\$9.09	-	\$0.91	\$10.00	
05:10075	50+ Leisure and Learning Centres - Meals	Per person per meal	3	10/11 of fee charged	-	1/11 of fee charged	Prices range between \$1.00 and \$15.00	
05:10076	Permanent Hiring Groups (10 or more bookings per year)							
05:10077	Community/Not For Profit Groups							
05:10078	Gosford 50+ Leisure and Learning Centre Room 3	Per hour	4	\$16.36	-	\$1.64	\$18.00	

2019-20 Item Number	Description of Fees and Charges	Unit of Measurement	Price Category	2019-20 Central Coast Council Fee	Other Regulatory Fees and Charges	GST @ 10% Remitted to ATO (if applicable)	TOTAL 2019-20 FEE (GST inclusive where applicable)	Regulatory Fees and Charges Paid to
05:10079	Gosford 50+ Leisure and Learning Centre Room 2 and Veranda Room	Per hour	4	\$6.36	-	\$0.64	\$7.00	
05:10080	Gosford 50+ Leisure and Learning Centre (hall hire)	Per hour	4	\$18.18	-	\$1.82	\$20.00	
05:10081	Ettalong 50+ Leisure and Learning Centre Cards Room	Per hour	4	\$6.36	-	\$0.64	\$7.00	
05:10082	Ettalong 50+ Leisure and Learning Centre Annex Room	Per hour	4	\$16.36	-	\$1.64	\$18.00	
05:10083	Ettalong 50+ Leisure and Learning Centre (hall hire)	Per hour	4	\$18.18	-	\$1.82	\$20.00	
05:10084	Kitchen hire	Per hire	4	\$22.73	-	\$2.27	\$25.00	
05:10085	Business/Private (10 or more bookings per year)							
05:10086	Gosford 50+ Leisure and Learning Centre Room 3	Per hour	4	\$20.45	-	\$2.05	\$22.50	
05:10087	Gosford 50+ Leisure and Learning Centre Room 2 and Veranda Room	Per hour	4	\$8.18	-	\$0.82	\$9.00	
05:10088	Gosford 50+ Leisure and Learning Centre (hall hire)	Per hour	4	\$22.73	-	\$2.27	\$25.00	
05:10089	Ettalong 50+ Leisure and Learning Centre Cards Room	Per hour	4	\$8.18	-	\$0.82	\$9.00	
05:10090	Ettalong 50+ Leisure and Learning Centre Annex Room	Per hour	4	\$20.45	-	\$2.05	\$22.50	
05:10091	Ettalong 50+ Leisure and Learning Centre (hall hire)	Per hour	4	\$22.73	-	\$2.27	\$25.00	
05:10092	Kitchen hire	Per hire	4	\$28.64	-	\$2.86	\$31.50	
05:10093	Casual Hirer (single use or event)							
05:10094	Community/Not For Profit							
05:10095	Gosford 50+ Leisure and Learning Centre Room 3	Per hour	4	\$19.09	-	\$1.91	\$21.00	
05:10096	Gosford 50+ Leisure and Learning Centre Room 2 and Veranda Room	Per hour	4	\$7.27	-	\$0.73	\$8.00	
05:10097	Gosford 50+ Leisure and Learning Centre (hall hire)	Per hour	4	\$21.82	-	\$2.18	\$24.00	
05:10098	Ettalong 50+ Leisure and Learning Centre Cards Room	Per hour	4	\$7.27	-	\$0.73	\$8.00	
05:10099	Ettalong 50+ Leisure and Learning Centre Annex Room	Per hour	4	\$19.09	-	\$1.91	\$21.00	
05:10100	Ettalong 50+ Leisure and Learning Centre (hall hire)	Per hour	4	\$21.82	-	\$2.18	\$24.00	
05:10101	Kitchen hire	Per hire	4	\$26.36	-	\$2.64	\$29.00	
05:10102	Business/Private							
05:10103	Gosford 50+ Leisure and Learning Centre Room 3	Per hour	4	\$24.55	-	\$2.45	\$27.00	
05:10104	Gosford 50+ Leisure and Learning Centre Room 2 and Veranda Room	Per hour	4	\$9.55	-	\$0.95	\$10.50	
05:10105	Gosford 50+ Leisure and Learning Centre (hall hire)	Per hour	4	\$27.27	-	\$2.73	\$30.00	
05:10106	Ettalong 50+ Leisure and Learning Centre Cards Room	Per hour	4	\$9.55	-	\$0.95	\$10.50	
05:10107	Ettalong 50+ Leisure and Learning Centre Annex Room	Per hour	4	\$24.55	-	\$2.45	\$27.00	
05:10108	Ettalong 50+ Leisure and Learning Centre (hall hire)	Per hour	4	\$27.27	-	\$2.73	\$30.00	
05:10109	Kitchen hire	Per hire	4	\$48.18	-	\$4.82	\$53.00	
05:10110	Bonds							
05:10111	Hire Bond - Casual hirers (Low risk hirers only) - Refundable	Per hire	4	\$250.00	-	\$0.00	\$250.00	
05:10112	Key Bond (applies to all hirers including Community/Not for profit) - Refundable	Per hire	4	\$40.00	-	\$0.00	\$40.00	
05:10113	Other Fees and Charges							
05:10114	Cleaning Fee (charged if auditorium/room left uncleaned)	Per hire	4	\$136.36	-	\$13.64	\$150.00	
05:10115	Security Call Out Fee	Per call out fee	4	\$86.36	-	\$8.64	\$95.00	
05:10116	Cancellation Fee (Casual bookings only, if cancelled 48 hours prior to booking)	Per booking	4	\$18.18	-	\$1.82	\$20.00	
05:10117	CARES Facility							
05:10118	Central Coast Lifetime Learning Centre (CCLLC) Large facility fees applicable for casual hire							
05:10119	Community and Road Education Scheme (program/course fees)	Per student	5	\$4.55	-	\$0.45	\$5.00	
05:10120	THEATRES							
05:10121	Laycock Auditorium Hire							
05:10122	Sunday - Thursday							
05:10123	Community Performance	Per hour	2	\$163.64	-	\$16.36	\$180.00	
05:10124	Community Performance	Per performance	2	\$654.55	-	\$65.45	\$720.00	
05:10125	Community Deposit - 20% of Performance Fee	Per performance	2	\$130.91	-	\$13.09	\$144.00	
05:10126	Commercial Non Performance Rate	Per hour	2	\$318.18	-	\$31.82	\$350.00	
05:10127	Commercial Performance	Per performance	2	\$1,272.73	-	\$127.27	\$1,400.00	
05:10128	Commercial Deposit - 20% of Performance Fee	Per performance	2	\$254.55	-	\$25.45	\$280.00	
05:10129	Dance Schools Rehearsal	Per session	2	\$363.64	-	\$36.36	\$400.00	
05:10130	Friday - Saturday							
05:10131	Community Performance	Per hour	2	\$204.55	-	\$20.45	\$225.00	
05:10132	Community Performance	Per performance	2	\$818.18	-	\$81.82	\$900.00	
05:10133	Community Deposit - 20% of Performance Fee	Per performance	2	\$163.64	-	\$16.36	\$180.00	
05:10134	Commercial Rate	Per hour	2	\$390.91	-	\$39.09	\$430.00	
05:10135	Commercial Performance	Per performance	2	\$1,563.64	-	\$156.36	\$1,720.00	
05:10136	Commercial Deposit - 20% of Performance Fee	Per performance	2	\$312.73	-	\$31.27	\$344.00	
05:10137	Dance Schools Rehearsal	Per session	2	\$545.45	-	\$54.55	\$600.00	
05:10138	Show cancellation fee (in addition to deposit, event creation, ticketing and refund fee where applicable)	Per cancellation	2	\$181.82	-	\$18.18	\$200.00	
05:10139	Don Craig Room Hire							
05:10140	Sunday - Thursday							
05:10141	Community Performance	Per hour	2	\$72.73	-	\$7.27	\$80.00	
05:10142	Community Performance	Per performance	2	\$290.91	-	\$29.09	\$320.00	
05:10143	Additional performance same day	Additional performances	2	\$145.45	-	\$14.55	\$160.00	
05:10144	Community Deposit - 20% of Performance Fee	Per performance	2	\$145.45	-	\$14.55	\$160.00	
05:10145	Commercial	Per hour	2	\$118.18	-	\$11.82	\$130.00	
05:10146	Commercial Performance	Per performance	2	\$472.73	-	\$47.27	\$520.00	
05:10147	Additional performance same day	Additional performances	2	\$236.36	-	\$23.64	\$260.00	
05:10148	Commercial Deposit - 20% of Performance Fee	Per performance	2	\$236.36	-	\$23.64	\$260.00	
05:10149	Dance Schools hire (holding room) up to 6 hours	Per session up to 6 hours	2	\$127.27	-	\$12.73	\$140.00	
05:10150	Dance Schools hire (holding room) - more than 6 hours on the same day	Per session more than 6	2	\$254.55	-	\$25.45	\$280.00	
05:10151	Friday - Saturday							

2019-20 Item Number	Description of Fees and Charges	Unit of Measurement	Price Category	2019-20 Central Coast Council Fee	Other Regulatory Fees and Charges	GST @ 10% Remitted to ATO (if applicable)	TOTAL 2019-20 FEE (GST inclusive where applicable)	Regulatory Fees and Charges Paid to
05:10:152	Community	Per hour	2	\$81.82	-	\$8.18	\$90.00	
05:10:153	Community Performance	Per performance	2	\$327.27	-	\$32.73	\$360.00	
05:10:154	Additional performance same day	Additional performances	2	\$163.64	-	\$16.36	\$180.00	
05:10:155	Community Deposit - 20% of Performance Fee	Per performance	2	\$163.64	-	\$16.36	\$180.00	
05:10:156	Commercial	Per hour	2	\$127.27	-	\$12.73	\$140.00	
05:10:157	Commercial Performance	Per performance	2	\$509.09	-	\$50.91	\$560.00	
05:10:158	Additional performance same day	Additional performances	2	\$254.55	-	\$25.45	\$280.00	
05:10:159	Commercial Deposit - 20% of Performance Fee	Per performance	2	\$254.55	-	\$25.45	\$280.00	
05:10:160	Dance Schools hire (holding room) up to 6 hours	Per session up to 6 hours	2	\$127.27	-	\$12.73	\$140.00	
05:10:161	Dance Schools hire (holding room) - more than 6 hours on the same day	Per session more than 6	2	\$254.55	-	\$25.45	\$280.00	
05:10:162	Peninsula Theatre Hire							
05:10:163	Sunday - Thursday							
05:10:164	Community Performance	Per hour	2	\$72.73	-	\$7.27	\$80.00	
05:10:165	Community Performance	Per performance	2	\$290.91	-	\$29.09	\$320.00	
05:10:166	Additional performance same day	Additional performances	2	\$145.45	-	\$14.55	\$160.00	
05:10:167	Community Deposit - 20% of Performance Fee	Per performance	2	\$145.45	-	\$14.55	\$160.00	
05:10:168	Commercial	Per hour	2	\$118.18	-	\$11.82	\$130.00	
05:10:169	Commercial Performance	Per performance	2	\$472.73	-	\$47.27	\$520.00	
05:10:170	Additional performance same day	Additional performances	2	\$236.36	-	\$23.64	\$260.00	
05:10:171	Commercial Deposit - 20% of Performance Fee	Per performance	2	\$236.36	-	\$23.64	\$260.00	
05:10:172	Friday - Saturday							
05:10:173	Community Performance	Per hour	2	\$81.82	-	\$8.18	\$90.00	
05:10:174	Community Performance	Per performance	2	\$327.27	-	\$32.73	\$360.00	
05:10:175	Additional performance same day	Additional performances	2	\$163.64	-	\$16.36	\$180.00	
05:10:176	Community Deposit - 20% of Performance Fee	Per performance	2	\$163.64	-	\$16.36	\$180.00	
05:10:177	Commercial	Per hour	2	\$127.27	-	\$12.73	\$140.00	
05:10:178	Commercial Performance	Per performance	2	\$509.09	-	\$50.91	\$560.00	
05:10:179	Additional performance same day	Additional performances	2	\$254.55	-	\$25.45	\$280.00	
05:10:180	Commercial Deposit - 20% of Performance Fee	Per performance	2	\$254.55	-	\$25.45	\$280.00	
05:10:181	Technical Staffing							
05:10:182	Monday - Friday	Per person per hour	2	\$54.55	-	\$5.45	\$60.00	
05:10:183	Saturday	Per person per hour	2	\$68.18	-	\$6.82	\$75.00	
05:10:184	Sunday	Per person per hour	2	\$81.82	-	\$8.18	\$90.00	
05:10:185	Public Holiday	Per person per hour	2	\$136.36	-	\$13.64	\$150.00	
05:10:186	Front of House Staffing							
05:10:187	Monday - Friday	Per person per hour	2	\$54.55	-	\$5.45	\$60.00	
05:10:188	Saturday	Per person per hour	2	\$68.18	-	\$6.82	\$75.00	
05:10:189	Sunday	Per person per hour	2	\$81.82	-	\$8.18	\$90.00	
05:10:190	Public Holiday	Per person per hour	2	\$136.36	-	\$13.64	\$150.00	
05:10:191	Catering							
05:10:192	Dressing room rider/event catering	Per request	4	10/11 of fee charged	-	1/11 of fee charged	Cost plus 10%	
05:10:193	Use of commercial kitchen facilities	Per day	2	\$81.82	-	\$8.18	\$90.00	
05:10:194	Tea and coffee set up for Don Craig Room meetings/events <i>Includes tea/coffee/water/biscuits plus one Front of House staff for two hours</i>	Per request per 2 hours	2	\$181.82	-	\$18.18	\$200.00	
05:10:195	Bar and Kiosk							
05:10:196	Bar and Kiosk refreshments Items available for purchase by patrons	Per item	4	10/11 of fee charged	-	1/11 of fee charged	Retail price	
05:10:197	Cleaning							
05:10:198	Normal (included in venue hire)	Per venue hire	2	No charge	-	\$0.00	No charge	
05:10:199	Additional cleaning Costs incurred will be charged to the hirer at the discretion of the Venue Management. This includes, but is not limited to, stains on carpets and other soft-furnishings from make-up, glitter, chewing gum and spilt substances.	Per hour, or part thereof	2	\$145.45	-	\$14.55	\$160.00	
05:10:200	Stains or damage to venue furnishings and fittings will be repaired, dry-cleaned and/or re-fitted at the hirer's expense. Repairs needed as a consequence of a hire of the venue will be charged to the Hirer. The venue reserves the right to withhold this amount from the hirer's account.	Per venue hire	3	10/11 of fee charged	-	1/11 of fee charged	By quote	
05:10:201	Marketing							
05:10:202	Inclusion on website/Facebook (included in hire rate)	Per hire rate	2	No charge	-	\$0.00	No charge	
05:10:203	Display A3 poster and DL flyers displayed in foyer Content to be supplied	Each	2	No charge	-	\$0.00	No charge	
05:10:204	Design and Print Poster and Flyers Includes 500 x DL flyers 1 Side on 250 gsm paper, and 1 x A3 poster on 200 gsm paper Content to be supplied	Per request	2	\$318.18	-	\$31.82	\$350.00	
05:10:205	Additional A3 posters	Per posters	2	\$22.73	-	\$2.27	\$25.00	
05:10:206	Community and Commercial							
05:10:207	Commercial - External billboard Artwork to be supplied	2 month period dependent upon availability	2	\$430.91	-	\$43.09	\$474.00	
05:10:208	Community - External billboard Artwork to be supplied	2 month period dependent upon availability	2	\$430.91	-	\$43.09	\$474.00	
05:10:209	Newspaper advertisement placement (size dependant) Artwork to be supplied	Per advertisement	2	10/11 of fee charged	-	1/11 of fee charged	By quote	
05:10:210	Merchandising For use of merchandising space to sell programs and merchandise No charge included in venue hire							

2019-20 Item Number	Description of Fees and Charges	Unit of Measurement	Price Category	2019-20 Central Coast Council Fee	Other Regulatory Fees and Charges	GST @ 10% Remitted to ATO (if applicable)	TOTAL 2019-20 FEE (GST inclusive where applicable)	Regulatory Fees and Charges Paid to
05.10211	Commercial - Additional staff available at standard Front of House rates	Per application	4	10/11 of fee charged	-	1/11 of fee charged	By quote	
05.10212	Community - Additional staff available at standard Front of House rates	Per application	4	10/11 of fee charged	-	1/11 of fee charged	By quote	
	10% commission charged on merchandise sales							
05.10213	Security							
05.10214	At request of Hirer or at discretion of Venue management	Per application	4	10/11 of fee charged	-	1/11 of fee charged	By quote	
05.10215	Technical							
05.10216	House lights and general / foyer lighting are included in basic rental	Per kilowatt hour	1	10/11 of fee charged	-	1/11 of fee charged	As metered @ 25c per kilowatt hour	
05.10217	Wireless handheld microphone	Per day	4	\$40.91	-	\$4.09	\$45.00	
05.10218	Wireless handheld microphone	Per week	4	\$122.73	-	\$12.27	\$135.00	
05.10219	Wireless body microphone	Per day	4	\$50.00	-	\$5.00	\$55.00	
05.10220	Wireless body microphone	Per week	4	\$150.00	-	\$15.00	\$165.00	
05.10221	Wireless Communications pack and headset	Per day	4	\$22.73	-	\$2.27	\$25.00	
05.10222	Haze machine – Look Solutions Unique	Per day	4	\$50.00	-	\$5.00	\$55.00	
05.10223	Haze machine – Look Solutions Unique	Per week	4	\$150.00	-	\$15.00	\$165.00	
05.10224	Smoke machine – Jen ZR33 Hi Mass DMX	Per day	4	\$50.00	-	\$5.00	\$55.00	
05.10225	Smoke machine – Jen ZR33 Hi Mass DMX	Per week	4	\$150.00	-	\$15.00	\$165.00	
05.10226	Piano hire and tuning - Yamaha C7 grand	Per booking	4	\$227.27	-	\$22.73	\$250.00	
05.10227	Additional Piano tuning on request	Per request	2	10/11 of fee charged	-	1/11 of fee charged	By quote	
05.10228	Batteries - 9 volt	Each	2	\$4.55	-	\$0.45	\$5.00	
05.10229	Batteries – AA	Each	2	\$2.27	-	\$0.23	\$2.50	
05.10230	Gaffer tape	Per roll	2	\$27.27	-	\$2.73	\$30.00	
05.10231	Leucoplast	Per roll	2	\$10.00	-	\$1.00	\$11.00	
05.10232	Gel - specific show orders	Per sheet	2	\$32.73	-	\$3.27	\$36.00	
05.10233	Data Projector - Panasonic single use - less than 10 minutes	Per use	5	\$59.09	-	\$5.91	\$65.00	
05.10234	Data projector - Panasonic 20,000 ansi lumens	Per day	2	\$590.91	-	\$59.09	\$650.00	
05.10235	Data projector - Panasonic 20,000 ansi lumens	Per week (3 or more days)	2	\$1,772.73	-	\$177.27	\$1,950.00	
05.10236	Data projector - Don Craig Room	Per day	2	\$59.09	-	\$5.91	\$65.00	
05.10237	Stage Risers - 1.2m x 2.4m (Heightis - 300mm, 600mm, 900mm)	Per unit	2	\$25.45	-	\$2.55	\$28.00	
05.10238	Ticketing							
	(Note: all tickets must be sold through Venue box office)							
05.10239	Credit Card/Merchant Fee	Per transaction	1	10/11 of fee charged	-	1/11 of fee charged	1% of ticket sales by credit card	
05.10240	Booking Fee	Per ticket	1	\$3.59	-	\$0.36	\$3.95	
	Includes complimentary tickets							
05.10241	Refund / Exchange Fee	Per ticket	1	\$5.45	-	\$0.55	\$6.00	
05.10242	Transaction charge	Per transaction	1	\$2.91	-	\$0.29	\$3.20	
	Levied on patrons							
05.10243	Event creation charge	Per booking	1	\$109.09	-	\$10.91	\$120.00	
	Levied on Hirers							
05.10244	GALLERY AND ART CENTRES							
05.10245	Exhibitions in Community Gallery or studios							
05.10246	Ticketed entry to exhibitions and events	Per event	2	10/11 of fee charged	-	1/11 of fee charged	By quote	
05.10247	Ticketed entry fee to participate in an exhibition	Per event	2	10/11 of fee charged	-	1/11 of fee charged	By quote	
05.10248	Commission on consignment and exhibition sales	Per sale	4	10/11 of fee charged	-	1/11 of fee charged	By quote	
	30% - 50% range, based on agreement							
05.10249	Equipment							
05.10250	Set up Fee	Per set up	4	10/11 of fee charged	-	1/11 of fee charged	By quote	

2019-20 Item Number	Description of Fees and Charges	Unit of Measurement	Price Category	2019-20 Central Coast Council Fee	Other Regulatory Fees and Charges	GST @ 10% Remitted to ATO (if applicable)	TOTAL 2019-20 FEE (GST inclusive where applicable)	Regulatory Fees and Charges Paid to
05.10251	Cleaning							
05.10252	Cleaning Fee	Per hour	2	\$145.45		\$14.55	\$160.00	
	As per Conditions of Hire							
05.10253	Educational Services							
05.10254	Various Educational Services	Per quote	1	10/11 of fee charged		1/11 of fee charged	By quote	
	Workshops, tours, school excursions (based on content and scale)							
05.10255	Retail Shop							
05.10256	Various Retail Products/Merchandise	Per item	2	10/11 of fee charged		1/11 of fee charged	Retail price	
05.10257	Other Gallery and Art Centre Fees							
05.10258	Membership Arts and Culture	Per single membership	4	\$34.55		\$3.45	\$38.00	
05.10259	Gallery Supporters - single membership	Per single membership	4	\$22.73		\$2.27	\$25.00	
05.10260	Gallery Supporters - family membership	Per family membership	4	\$36.36		\$3.64	\$40.00	
05.10261	Activation and new revenue promotional offers	Per promotional offer	4	10/11 of fee charged		1/11 of fee charged	By promotional offer	
	For example gallery open days, come and try activities (at the discretion of the Unit Manager)							
05.10262	GOSFORD REGIONAL GALLERY AND ARTS CENTRE							
05.10263	Exhibition Hire							
05.10264	Exhibitions in Community Gallery or studios							
05.10265	3 Week Exhibition - includes printing of invitations	Per 3 week exhibition	2	\$1,045.45		\$104.55	\$1,150.00	
05.10266	2 Week Exhibition - includes printing of invitations	Per 2 week exhibition	2	\$909.09		\$90.91	\$1,000.00	
05.10267	10 Day Exhibition - includes printing of invitations	Per 10 day exhibition	2	\$863.64		\$86.36	\$950.00	
05.10268	1 Week Exhibition - includes printing of invitations	Per 1 week exhibition	2	\$636.36		\$63.64	\$700.00	
05.10269	4 Day Exhibition (weekend only) - includes printing of invitations	Per 4 day exhibition	2	\$568.18		\$56.82	\$625.00	
05.10270	1 Day Exhibition	Per 1 day exhibition	1	\$227.27		\$22.73	\$250.00	
05.10271	Functions / Garden Hire							
05.10272	Main Gallery Functions (based on scale)	Per quote	2	10/11 of fee charged		1/11 of fee charged	By quote	
05.10273	Foyer Gallery	Per evening	2	\$636.36		\$63.64	\$700.00	
05.10274	Atrium	Per evening	2	\$245.45		\$24.55	\$270.00	
05.10275	Staff required for function	Per person per hour	2	\$95.45		\$9.55	\$105.00	
05.10276	Wedding Ceremonies (includes Filming and Photography fee)	Per 1.5 hours	2	\$450.00		\$45.00	\$495.00	
05.10277	Additional hire after wedding ceremony in the Garden	Per hour	2	\$90.91		\$9.09	\$100.00	
05.10278	Additional hire after wedding ceremony in the rear courtyard	Per hour	2	\$90.91		\$9.09	\$100.00	
05.10279	Other events / activities (based on content and scale)	Per event/activity	2	10/11 of fee charged		1/11 of fee charged	By quote	
05.10280	Filming and Photography - Wedding Photography	Per hour	2	\$177.27		\$17.73	\$195.00	
05.10281	Filming and Photography - Family portrait	Per hour	2	\$72.73		\$7.27	\$80.00	
05.10282	Filming and Photography - Commercial Photography / portfolio shoots	Per hour	2	\$227.27		\$22.73	\$250.00	
05.10283	Filming and Photography - Student photography	Per hour	5	\$31.82		\$3.18	\$35.00	
05.10284	Filming and Photography - Commercial filming	Per hour	2	\$227.27		\$22.73	\$250.00	
05.10285	Filming and Photography - Student Filming (based on content and scale)	Per hour	2	10/11 of fee charged		1/11 of fee charged	By quote	
05.10286	Filming and Photography - Other filming and photography including media, not for profit and educational uses. (based on content and scale)	Per hour	2	10/11 of fee charged		1/11 of fee charged	By quote	
05.10287	Studio Hire							
05.10288	Community Rate	Per hour	2	\$31.82		\$3.18	\$35.00	
05.10289	Community activities where a participation fee is charged	Per hour	2	\$42.73		\$4.27	\$47.00	
05.10290	Commercial/Government Rate half day	Per half day	2	\$181.82		\$18.18	\$200.00	
05.10291	Commercial/Government Rate full day	Per full day	2	\$272.73		\$27.27	\$300.00	
05.10292	Evening	Per hour, after 5.30pm	2	\$22.73		\$2.27	\$25.00	
05.10293	Small meeting room (kitchenette)	Per hour	2	\$13.64		\$1.36	\$15.00	
05.10294	Storage in Arts Centre							
05.10295	Cupboard	Per month	2	\$63.64		\$6.36	\$70.00	
05.10296	THE ENTRANCE GALLERY (TEG) - The Entrance Community Centre							
05.10297	Exhibitions in Community Gallery or studios							
05.10298	3 Week Exhibition - includes printing of invitations	Per 3 week exhibition	5	\$409.09		\$40.91	\$450.00	
05.10299	2 Week Exhibition - includes printing of invitations	Per 2 week exhibition	5	\$363.64		\$36.36	\$400.00	
05.10300	1 Week Exhibition - includes printing of invitations	Per 1 week exhibition	5	\$272.73		\$27.27	\$300.00	
05.10301	1 Day Exhibition	Per 1 day exhibition	5	\$90.91		\$9.09	\$100.00	
05.10302	Rural Fire Services							
05.10303	Hire of Training Room Fire Control Centre	Per day	2	\$209.09		\$20.91	\$230.00	
05.10304	East Gosford Training Facility							
05.10305	Community Groups	Per hour	2	\$27.27		\$2.73	\$30.00	
05.10306	Other Users	Per hour	2	\$30.91		\$3.09	\$34.00	
05.10307	Gosford Smart Work Hub							
05.10308	Telework Day Pass	Per day	2	\$22.73		\$2.27	\$25.00	
05.10309	Day Pass to Gosford Smart Work Hub 9am-5pm Monday to Friday	Per month, 3 day week	2	\$227.27		\$22.73	\$250.00	
05.10310	Telework Casual Membership	Per month, 5 day week	2	\$363.64		\$36.36	\$400.00	
05.10311	Enterprise Development/Membership	Per quarter per membership	2	\$45.45		\$4.55	\$50.00	

2019-20 Item Number	Description of Fees and Charges	Unit of Measurement	Price Category	2019-20 Central Coast Council Fee	Other Regulatory Fees and Charges	GST @ 10% Remitted to ATO (if applicable)	TOTAL 2019-20 FEE (GST inclusive where applicable)	Regulatory Fees and Charges Paid to
05.10312	Meeting Room Hire 1 hour 1 hour Meeting Room hire 5 days a Week for Gosford Smart Work Hub available 9am-5pm Monday to Friday	Per hour	2	\$22.73	-	\$2.27	\$25.00	
05.10313	Meeting Room Hire Half Day Half Day Meeting Room hire 5 days a Week for Gosford Smart Work Hub available 9am-5pm Monday to Friday	Per half day	2	\$68.18	-	\$6.82	\$75.00	
05.10314	Not for Profit Rate - Meeting Room Hire 1 hour 1 hour room hire 5 days a Week for Gosford Smart Work Hub available 9am-5pm Monday to Friday	Per hour	2	\$13.64	-	\$1.36	\$15.00	
05.10315	Not for Profit Rate - Meeting Room Hire Half Day Half Day room hire 5 days a Week for Gosford Smart Work Hub available 9am-5pm Monday to Friday	Per half day	2	\$31.82	-	\$3.18	\$35.00	
05.10316	Event Space Hire 1 Hour 1 Hour Event Space hire 5 days a Week for Gosford Smart Work Hub available 9am-5pm Monday to Friday	Per hour	2	\$40.00	-	\$4.00	\$44.00	
05.10317	Not for Profit Rate - Event Space Hire 1 Hour 1 Hour Event Space Room hire 5 days a Week for Gosford Smart Work Hub available 9am-5pm Monday to Friday	Per hour	2	\$36.36	-	\$3.64	\$40.00	
05.10318	Event Space Hire Half Day Half Day Large Meeting Room hire 5 days a Week for Gosford Smart Work Hub available 9am-5pm Monday to Friday	Per half day	2	\$100.00	-	\$10.00	\$110.00	
05.10319	Not for Profit Rate - Event Space Hire Half Day Half Day Large Meeting Room hire 5 days a Week for Gosford Smart Work Hub available 9am-5pm Monday to Friday	Per half day	2	\$81.82	-	\$8.18	\$90.00	
05.10320	Event Space Hire Full Day Full Day Large Meeting Room hire 5 days a Week for Gosford Smart Work Hub available 9am-5pm Monday to Friday	Per full day	2	\$200.00	-	\$20.00	\$220.00	
05.10321	Not for Profit Rate - Event Space Hire Full Day Full Day Large Meeting Room hire 5 days a Week for Gosford Smart Work Hub available 9am-5pm Monday to Friday	Per full day	2	\$181.82	-	\$18.18	\$200.00	
05.10322	Teleconference Room 1 Hour 1 hour Teleconference Room hire 5 days a Week for Gosford Smart Work Hub available 9am-5pm Monday to Friday	Per hour	2	\$45.45	-	\$4.55	\$50.00	
05.10323	Teleconference Room half day 1/2 day Teleconference Room hire 5 days a Week for Gosford Smart Work Hub available 9am-5pm Monday to Friday	Per half day	2	\$90.91	-	\$9.09	\$100.00	
05.10324	After Hours Events After Hours event 7-10pm Monday to Friday	Per event	2	\$363.64	-	\$36.36	\$400.00	
05.10325	Replacement Members Card Replacement Members/Swipe access Card if original card is lost	Per card	2	\$19.09	-	\$1.91	\$21.00	
05.10326	Non-members rate for attending quarterly networking event Gosford Smart Work Hub promotional offers will be at the discretion of the Unit Manager and will be time limited only throughout the year	Per event	2	\$9.09	-	\$0.91	\$10.00	
05.10327	Printing/copying A4 black and white Printing/copying A4 colour	Per item	2	\$0.18	-	\$0.02	\$0.20	
05.10328	Printing/copying A3 black and white Printing/copying A3 colour	Per item	2	\$1.36	-	\$0.14	\$1.50	
05.10331	Other Community Halls and Centres Note: Hire fees are forfeited for cancellation of bookings < 14 days prior to event	Per item	2	\$0.64	-	\$0.06	\$0.70	
05.10332	Other Community Halls and Centres Note: Hire fees are forfeited for cancellation of bookings < 14 days prior to event	Per item	2	\$1.36	-	\$0.14	\$1.50	
05.10333	Community/Not for profit groups/organisations (key bond also applies) Hall bookings (regardless of hall size)	Per hour	5	\$10.00	-	\$1.00	\$11.00	
05.10334	Covered Outdoor Area (COA) and outdoor space hire, when not hired with hall/room	Per day	5	\$68.18	-	\$6.82	\$75.00	
05.10335	Small office/room (up to 20 sqm) - exclusive use	Per week	5	\$86.36	-	\$8.64	\$95.00	
05.10336	Medium office/room (20 to 60 sqm) - exclusive use	Per week	5	\$172.73	-	\$17.27	\$190.00	
05.10337	Large office/room (60 to 150 sqm) - exclusive use	Per week	5	\$322.73	-	\$32.27	\$355.00	
05.10338	Extra Large office/room (over 150 sqm) - exclusive use	Per week	5	\$359.09	-	\$35.91	\$395.00	
05.10339	Business/Private groups/organisations - (Key and hire bond also applies) Large hall regular booking (10 or more bookings per year)	Per hour	5	\$25.91	-	\$2.59	\$28.50	
05.10341	Small hall regular bookings (10 or more bookings per year)	Per hour	5	\$18.18	-	\$1.82	\$20.00	
05.10342	Small hall - casual bookings - hourly fee - minimum 3 hours	Per hour	5	\$23.18	-	\$2.32	\$25.50	
05.10343	Large hall - casual bookings - hourly fee - minimum 3 hours	Per hour	5	\$32.73	-	\$3.27	\$36.00	
05.10344	Covered Outdoor Area (COA) and outdoor space hire, when not hired with hall/room	Per day	5	\$159.09	-	\$15.91	\$175.00	
05.10345	Small office/room (20 to 60 sqm) - exclusive use	Per week	5	\$172.73	-	\$17.27	\$190.00	
05.10346	Medium office/room (20 to 60 sqm) - exclusive use	Per week	5	\$340.91	-	\$34.09	\$375.00	
05.10347	Large office/room (60 to 150 sqm) - exclusive use	Per week	5	\$509.09	-	\$50.91	\$560.00	
05.10348	Extra Large office/room (over 150 sqm) - exclusive use	Per week	5	\$563.64	-	\$56.36	\$620.00	
05.10350	Bonds - Applicable to all sites (Bonds do not apply to Not for Profit regular hire)	Per booking	4	\$115.00	-	\$0.00	\$115.00	
05.10351	Hire bond - Regular users	Per space	4	\$290.00	-	\$0.00	\$290.00	
05.10352	Hire bond - Exclusive use office/space	Per function	4	\$290.00	-	\$0.00	\$290.00	
05.10353	Hire bond - Casual users - low risk functions (minimum \$40 admin fee applies)	Per function	4	\$390.00	-	\$0.00	\$390.00	
05.10354	Hire bond - Casual users - medium risk functions (minimum \$40 admin fee applies)	Per function	4	\$670.00	-	\$0.00	\$670.00	
05.10355	Hire bond - Casual users - high risk functions (minimum \$40 admin fee applies)	Per function	4	\$40.00	-	\$0.00	\$40.00	
05.10356	Key bond (applies to all hires including not for profit groups)	Per key	4	\$40.00	-	\$0.00	\$40.00	

2019-20 Item Number	Description of Fees and Charges	Unit of Measurement	Price Category	2019-20 Central Coast Council Fee	Other Regulatory Fees and Charges	GST @ 10% Remitted to ATO (if applicable)	TOTAL 2019-20 FEE (GST inclusive where applicable)	Regulatory Fees and Charges Paid to
05.10357	The Enterprise Café - The Entrance Community Centre							
05.10358	Community/Not for profit groups/organisations - weekly fee	Per week	5	\$159.09	-	\$15.91	\$175.00	
05.10359	Business/Private groups/organisations - weekly fee	Per week	5	\$318.18	-	\$31.82	\$350.00	
05.10360	Other community facility equipment and service fee							
05.10361	Market Stall space hire							
05.10362	Community/Not for profit groups/organisations	Per space	5	\$22.73	-	\$2.27	\$25.00	
05.10363	Business/Private groups/organisations	Per space	5	\$36.36	-	\$3.64	\$40.00	
05.10364	Security/after hours call out fee	Per call out	4	\$136.36	-	\$13.64	\$150.00	
05.10365	Community facility advertising packages - limited space available for exclusive use and permanent booking hall and centre users to promote the service they provide at the specific venue (subject to approval)							
05.10366	Digital promotional/advertising package - website hall and venue finder listing - per venue	Per year	3	\$136.36	-	\$13.64	\$150.00	
05.10367	Visual promotional/advertising package - exterior signage per venue	Per year	3	\$454.55	-	\$45.45	\$500.00	
05.10368	Combined digital and visual promotional package - website hall and venue finder listing and venue signage	Per year	3	\$545.45	-	\$54.55	\$600.00	
05.10369	Hellenic Society (bond applies) - Chittaway Bay Hall	Per week	5	\$45.45	-	\$4.55	\$50.00	
05.10370	Toukley Merry-makers	Per week	5	\$27.27	-	\$2.73	\$30.00	
05.10371	St Barnabas Church							
05.10372	3 Hour wedding	Per hire	5	\$227.27	-	\$22.73	\$250.00	
05.10373	Full day wedding	Per hire	5	\$536.36	-	\$53.64	\$590.00	
05.10374	Wyong Administration Building - Function Room Hire Fees							
05.10375	Hire fees based on room size: Council reserves the right to increase the bond subject to the proposed use							
05.10376	Hire fees and charges: Wyong Administration Building - Function Room Hire Fees							
05.10377	ACL (Les) Taylor Room - non-community groups - less than 4 hours	Per function	4	\$571.82	-	\$57.18	\$629.00	
05.10378	ACL (Les) Taylor Room - non-community groups - less than 4 hours - long term hire	Per function	4	\$340.91	-	\$34.09	\$375.00	
05.10379	ACL (Les) Taylor Room - community groups - less than 4 hours	Per function	4	\$231.82	-	\$23.18	\$255.00	
05.10380	ACL (Les) Taylor Room - community groups - less than 4 hours - long term hire	Per function	4	\$140.91	-	\$14.09	\$155.00	
05.10381	ACL (Les) Taylor Room - non-community groups - greater than 4 hours	Per function	4	\$797.27	-	\$79.73	\$877.00	
05.10382	ACL (Les) Taylor Room - non-community groups - greater than 4 hours - long term hire	Per function	4	\$476.36	-	\$47.64	\$524.00	
05.10383	ACL (Les) Taylor Room - community groups - greater than 4 hours	Per function	4	\$456.36	-	\$45.64	\$502.00	
05.10384	ACL (Les) Taylor Room - community groups - greater than 4 hours - long term hire	Per function	4	\$276.36	-	\$27.64	\$304.00	
05.10385	Bond - for non-community groups	Per function	4	\$150.00	-	\$0.00	\$150.00	
05.10386	Bond - for non-community groups	Per function	4	\$552.00	-	\$0.00	\$552.00	
05.10387	Security (staff member per hour per officer out of hours functions) <i>Our of hours means after 5pm</i>	Per hour per officer	4	\$86.36	-	\$8.64	\$95.00	
05.10388	Setting up if required (non complex)	Per hour	4	\$90.91	-	\$9.09	\$100.00	
05.10389	Setting up if required (complex - for example weddings)	Per hour	4	10/11 of fee charged	-	1/11 of fee charged	By quote	
05.10390	PA system hire	Per item	4	\$55.45	-	\$5.55	\$61.00	
05.10391	Data projector hire	Per item	4	\$55.45	-	\$5.55	\$61.00	
05.10392	Laptop hire	Per item	4	\$55.45	-	\$5.55	\$61.00	
05.10393	Tablecloth hire/laundry	Per item	4	\$5.09	-	\$0.51	\$5.60	
05.10394	Kincumba Mountain Kiosk							
	<i>Kincumba Kiosk application form to be completed</i>							
05.10395	Not for Profit or Charitable Organisation	Per hour	3	\$10.00	-	\$1.00	\$11.00	
05.10396	Standard Rate	Per hour	3	\$32.73	-	\$3.27	\$36.00	
05.10397	Regular hall hire (10 or more bookings per year)	Per hour	3	\$25.91	-	\$2.59	\$28.50	
06.10000	6. BOOKINGS - STADIUM AND PARKING							
06.10001	CENTRAL COAST STADIUM							
06.10002	Venue Hire	Per application	2	10/11 of fee charged	-	1/11 of fee charged	Price on application	
06.10003	Corporate Hospitality packages	Per application	2	10/11 of fee charged	-	1/11 of fee charged	Price on application	
06.10004	Events set up costs	Per event	2	10/11 of fee charged	-	1/11 of fee charged	Price on application	
06.10005	Ticketing fees and charges	Per event	2	10/11 of fee charged	-	1/11 of fee charged	Price on application	
06.10006	Training fees	Per application	2	10/11 of fee charged	-	1/11 of fee charged	Price on application	
06.10007	GOSFORD CITY CAR PARK (formerly Baker Street Parking Station)							
06.10008	Casual							
06.10009	0-2 Hours	Per vehicle	5	\$0.00	-	\$0.00	No charge	
06.10010	2-3 Hours	Per vehicle	5	\$3.64	-	\$0.36	\$4.00	
06.10011	3-4 Hours	Per vehicle	5	\$4.55	-	\$0.45	\$5.00	
06.10012	4-5 Hours	Per vehicle	5	\$5.91	-	\$0.59	\$6.50	
06.10013	5-6 Hours	Per vehicle	5	\$7.27	-	\$0.73	\$8.00	
06.10014	6-7 Hours	Per vehicle	5	\$8.18	-	\$0.82	\$9.00	
06.10015	>7 hours Maximum All Day Fee (Until Close)	Per vehicle	5	\$9.09	-	\$0.91	\$10.00	
06.10016	Early Bird Discount Parking (Monday to Friday) Subject to arrival before 9.00am and departure after 4.30pm. Levels 4 and 5 only, otherwise normal casual rates apply.	Per vehicle	5	\$6.82	-	\$0.68	\$7.50	
06.10017	Pay and Display Parking Area Minimum of one hour	Per hour	5	\$0.95	-	\$0.10	\$1.05	
06.10018	Permanents							
Monday to Friday Only								
06.10019	Monthly reserved parking space Level 1	Per month	5	\$109.09	-	\$10.91	\$120.00	
06.10020	Monthly permanent parking space Levels 2, 3, 4 and 5	Per month	5	\$78.18	-	\$7.82	\$86.00	
06.10021	Deposit for issue of a permanent Parking access card (refundable)	Per parking access card	5	\$12.00	-	\$0.00	\$12.00	

2019-20 Item Number	Description of Fees and Charges	Unit of Measurement	Price Category	2019-20 Central Coast Council Fee	Other Regulatory Fees and Charges	GST @ 10% Remitted to ATO (if applicable)	TOTAL 2019-20 FEE (GST inclusive where applicable)	Regulatory Fees and Charges Paid to
06:10022	After Hours Vehicle Release Fee Plus amount owed for unpaid daily parking fee	Per vehicle	5	\$54.55	-	\$5.45	\$60.00	
06:10023	Saturday Parking Hours of operation are to be 7.30 am to 3.00pm	Per hour	5	\$0.00	-	\$0.00	No charge	
06:10024	Special Event Parking (Events at Central Coast Stadium) Permanent cards not accepted	Per vehicle	5	\$4.55	-	\$0.45	\$5.00	
06:10025	Overnight Parking Overnight Parking, applicable after the daily advertised closing time. Maximum 28 days	Per night	2	\$18.18	-	\$1.82	\$20.00	
06:10027	TERRIGAL - WILSON ROAD PARKING STATION After Hours Vehicle Release Fee, Plus amount owed for unpaid daily parking fee	Per vehicle	5	\$54.55	-	\$5.45	\$60.00	
07:10000	7. BOOKS AND CORPORATE PUBLICATIONS							
07:10001	Other publications							
07:10002	Coastal Paradise books	Each	5	\$38.18	-	\$3.82	\$42.00	
07:10003	Plans of management for Council buildings and reserves	Per plan	4	\$33.30	-	\$0.00	\$33.30	
08:10000	8. CEMETERIES							
08:10001	Cemeteries under management of Council							
08:10002	Order for interment - first interment	Per permit	3	\$450.00	-	\$0.00	\$450.00	
08:10003	Perpetual maintenance costs - Cemetery	Per plot	5	\$609.09	-	\$60.91	\$670.00	
08:10004	Perpetual maintenance costs - Niches / Ash Placement Sites	Per permit	5	\$172.73	-	\$17.27	\$190.00	
08:10005	Bronze plaque - standard - including installation <i>No larger than 135mm(w) x 135mm(h) with up to ten lines</i>	Per plaque	2	\$272.73	-	\$27.27	\$300.00	
08:10006	Administration fee - standard transfer burial or memorial interment Rights Non-refundable	Per application	3	\$86.36	-	\$8.64	\$95.00	
08:10007	Administration fee - complex transfer burial and memorial interment Rights Applicable when archival retrieval of information is required - for licences purchased prior to 2005 where the licence holder does not hold original documentation Non-refundable	Per application	3	\$116.36	-	\$11.64	\$128.00	
08:10008	Monumental Works Permit - Headstone on foundation or Headstone and kerbing/slab over grave <i>General or Council approved sections only</i>	Per application	3	\$334.00	-	\$0.00	\$334.00	
08:10009	Monumental Works Permit - Headstone on lawn beam install, added inscription, refurbishment or alteration	Per permit	3	\$135.00	-	\$0.00	\$135.00	
08:10010	Right of interment (single plot purchase) Double depth burial - immediate use or reservation	Per plot	2	\$1,936.36	-	\$193.64	\$2,130.00	
08:10011	Right of interment - child Double depth burial up to 1m x 1.2m - only in nominated section of cemetery	Per plot	2	\$909.09	-	\$90.91	\$1,000.00	
08:10012	Application to Exhume Bodily Remains	Per request	3	\$607.27	-	\$60.73	\$668.00	
08:10013	Memorial gardens <i>Currently only available at Norville and Jillyby Cemeteries. Placement and immurement of ashes Tuesday to Thursday 9:00am to 3:00pm</i>							
08:10014	Right of interment - niche purchase - Norville Memorial Garden inclusive of granite pillar and standard cast bronze reserve plaque Niche caters for 1 ash container	Per request	2	\$913.64	-	\$91.36	\$1,005.00	
08:10015	Order for interment - Plaque and ash placement in Norville Memorial Garden - standard bronze plaque <i>For a quote for additional lines or non standard plaque contact Central Coast cemetery officer</i>	Per request	3	\$622.73	-	\$62.27	\$685.00	
08:10016	Order for interment - Plaque and ash placement in Jillyby Memorial Garden - cast bronze plaque no larger than 150mm (w) x 100mm (h) with up to six lines <i>For a quote for non standard plaque contact Central Coast Council cemetery officer</i>	Per request	3	\$622.73	-	\$62.27	\$685.00	
08:10017	Right of interment - niche purchase Memorial Wall 1 (niche caters for approximately 1/2 ashes)	Per request	2	\$666.36	-	\$66.64	\$733.00	
08:10018	Order for interment - Plaque and ash immurement in Memorial Wall - standard bronze plaque or standard granite plaque (for a quote for additional lines or non standard plaque contact Central Coast Council cemetery officer)	Per request	3	\$404.55	-	\$40.45	\$445.00	
08:10019	Right of interment - Garden ash memorial position (Jillyby) inclusive of hardwood pillar (niche caters for 2 ash containers)	Per licence	2	\$533.64	-	\$53.36	\$587.00	
08:10020	Star Memorial Plaque and placement on Memorial Wall <i>Incorporates the cost of plaque (100mm x 100mm) and staff time and materials to install</i>	Per request	2	\$270.91	-	\$27.09	\$298.00	
08:10021	Removal of ashes remains from one site in Memorial Garden or wall to another site within the Memorial Garden or wall within cemetery <i>Remove and reinsert plaque/s where new niche has already been purchased and burial permit exists</i>	Per request	3	\$679.09	-	\$67.91	\$747.00	
08:10022	Right of interment - Niche purchase 'Reverence' or Yarralong full granite memorial wall (niche caters for 1 ash container)	Per request	2	\$1,022.73	-	\$102.27	\$1,125.00	
08:10023	Other charges							
08:10024	Family Tree enquiry (Non-refundable)	Per request	3	\$74.55	-	\$7.45	\$82.00	
08:10025	Extra inscription lines - memorial plaques	Per line	3	\$28.18	-	\$2.82	\$31.00	
08:10026	Additional memorial items	Per item	3	10/11 of fee charged	-	1/11 of fee charged	By quote + 20% for admin	
08:10027	Administration fee - information retrieval and re-issue of burial licences	Per query	4	\$26.36	-	\$2.64	\$29.00	
08:10028	Memorial seat (includes installation of pre-selected design and memorial bronze plaque (standard) and 10 years asset maintenance)	Per request	2	\$1,590.91	-	\$159.09	\$1,750.00	
08:10029	Ash Interment Fee - ash placement into niche with family in attendance Permit to Undertake Works in Cemeteries - Applies to Funeral Directors, Gravediggers and Monumental Masons for a period of 12 months	Per permit	3	\$120.00	-	\$0.00	\$120.00	
08:10031	Order for interment - 2nd or subsequent interment	Per permit	3	\$496.36	-	\$49.64	\$546.00	
08:10032	Premium Plaque Option - addition of a ceramic photo tile or integrated bronze image to memorial plaque	Per request	2	\$406.36	-	\$40.64	\$447.00	

2019-20 Item Number	Description of Fees and Charges	Unit of Measurement	Price Category	2019-20 Central Coast Council Fee	Other Regulatory Fees and Charges	GST @ 10% Remitted to ATO (if applicable)	TOTAL 2019-20 FEE (GST inclusive where applicable)	Regulatory Fees and Charges Paid to
08:10033	Extra's Plaque Option - addition of bas relief motif and choice of border or colour for bronze plaque	Per request	2	\$209.09	-	\$20.91	\$230.00	
08:10034	Bronze plaque refurbishment (standard plaque) - includes removal and re-installation	Per request	4	\$180.00	-	\$18.00	\$198.00	
08:10035	Bush Rock Memorial - inclusive of bush rock with shaped bronze plaque (max size 200mm x 200mm) and ash placement in approved garden area. <i>Immediate need only</i>	Per request	2	\$1,745.45	-	\$174.55	\$1,920.00	
08:10036	Memorial Tree - Green Burial Option includes ash interment in a biodegradable urn with a tree planting above and a standard bronze memorial plaque on stand. <i>Immediate need only</i>	Per request	2	\$1,363.64	-	\$136.36	\$1,500.00	
08:10037	Cemeteries under a shared management arrangement (Point Clare and Wamberal)							
08:10038	Order for interment - fee applies to all interments	Per permit	3	\$350.00	-	\$0.00	\$350.00	
08:10039	Open and close - grave digging	Per request	2	\$1,236.64	-	\$123.64	\$1,360.00	
08:10040	Right of interment - Gravesite (double depth) at Point Clare Cemetery <i>includes temporary name plate for immediate need sites</i>	Per plot	2	\$2,700.00	-	\$270.00	\$2,970.00	
08:10041	Ashes interment - placement of ashes into burial	Per request	3	\$105.45	-	\$10.55	\$116.00	
08:10042	Right of interment - Stillion Section <i>Lawn beam only at Point Clare</i>	Per plot	2	\$404.55	-	\$40.45	\$445.00	
08:10043	Right of interment - Gravesite (double depth) at Wamberal Cemetery <i>includes temporary name plate for immediate need sites</i>	per plot	2	\$2,868.18	-	\$286.82	\$3,155.00	
08:10044	Memorial Garden or Tree Memorial Site (accommodates 2 ash interments) - at first interment of ashes includes granite pedestal and bronze plaque with 8 lines. <i>Cost to place ashes or for 2nd interment will be cost applicable at time of placement</i>	Per request	2	\$1,408.18	-	\$140.82	\$1,549.00	
08:10045	Memorial Garden or Tree Memorial Site - reservation only. <i>Cost to place ashes and for installation of pedestal and plaque will be the cost applicable at time of placement</i>	Per request	2	\$909.09	-	\$90.91	\$1,000.00	
08:10046	Rose Garden site (accommodates single ash interment) - at interment of ashes includes bronze plaque with 8 lines	Per request	2	\$1,408.18	-	\$140.82	\$1,549.00	
08:10047	Rose Garden site (accommodates single ash interment) - reservation only <i>Cost to place ashes and installation of pedestal and plaque will be the cost applicable at time of placement</i>	Per site	2	\$909.09	-	\$90.91	\$1,000.00	
08:10048	Wall of Remembrance and Rose Garden 2 Wall (accommodates single ash interment) - placement of ashes including bronze plaque with 14 lines. <i>Optional bud vase available at additional cost</i>	Per request	2	\$1,408.18	-	\$140.82	\$1,549.00	
08:10049	Wall of Remembrance and Rose Garden 2 Wall (accommodates single ash interment) - reservation only	Per site	2	\$909.09	-	\$90.91	\$1,000.00	
08:10050	Wall of Remembrance and Rose Garden 2 Wall - Placement of memorial plaque on wall end (No ash placement)	Per request	2	\$454.55	-	\$45.45	\$500.00	
08:10051	Garden of Reflection - Placement of plaque only (No ash placement)	Per request	2	\$454.55	-	\$45.45	\$500.00	
08:10052	Right of interment Stillborn/Baby Section (Point Clare) - Lawn beam plot for coffin or ash placement including granite headstone with gold leaf inscription, open/close grave. Order for interment permit and Monumental Works permit	Per request	2	\$1,781.82	-	\$178.18	\$1,960.00	
08:10053	Headstone Permit	Per permit	3	\$125.45	-	\$12.55	\$138.00	
08:10054	Scattering of Ashes	Per request	3	\$76.36	-	\$7.64	\$84.00	
08:10055	Transfer Right of Interment	Per request	2	\$90.00	-	\$0.00	\$90.00	
08:10056	Copy of Right of Interment	Per request	2	\$90.00	-	\$0.00	\$90.00	
08:10057	Permit to Undertake Works - applies to Funeral Directors and Monumental Masons	Per permit	3	\$84.00	-	\$0.00	\$84.00	
08:10058	Enquiry Fee	Per request	3	\$33.64	-	\$3.36	\$37.00	
08:10059	Enquiries - for example Family Trees	Per request	3	\$81.82	-	\$8.18	\$90.00	
08:10060	Additional Memorial Items and Exhumation costs - price on application	Per application	2	10/11 of fee charged	-	1/11 of fee charged	Price on application	
08:10061	Ashes Placement fee - Saturday	Per request	3	\$204.55	-	\$20.45	\$225.00	
08:10062	Ashes Placement fee - Sunday and Public Holiday	Per request	3	\$309.09	-	\$30.91	\$340.00	
09:10000	9. CERTIFICATES							
09:10001	Certificates							
09:10002	Section 603 Local Government Act 1993							
09:10003	Urgency charge - Section 603 Local Government Act 1993 Certificate Provided electronically within 36 hours of receipt or a manually requested Section 603 Certificate provided within 72 hours of application receipt	Per request	4	\$36.75	-	\$0.00	\$36.75	
09:10004	Road widening certificates	Per certificate	5	\$80.00	-	\$0.00	\$80.00	
09:10005	Planning certificates							
09:10006	Fee for certificate under Section 10.7(2) formerly Section 149 (2) of the Environmental Planning and Assessment Act 1979 (EPAA)	Per certificate	1	\$53.00	-	\$0.00	\$53.00	
09:10007	Fee for certificate under Section 10.7(2) and (5) formerly Section 149 (2) and (5) of the Environmental Planning and Assessment Act 1979 (EPAA)	Per certificate	1	\$133.00	-	\$0.00	\$133.00	
09:10008	Certificate as to outstanding notices on premises Section 735A and 1212P of the Local Government Act 1993	Per certificate	2	\$215.00	-	\$0.00	\$215.00	
09:10009	Section 603 certificate under the Local Government Act 1993 - certificate of outstanding rates and charges (no water applicable)	Per certificate	1	\$85.00	-	\$0.00	\$85.00	
09:10010	Section 603 Local Government Act 1993 and Section 360 Water Management Act 2000 combined certificate - former Gosford Local Government Area (LGA)	Per certificate	1	\$111.91	-	\$0.00	\$111.91	
09:10011	Land Rates and Charges applicable and Water Charges under the Water Management Act 2000 Prescribed fee Section 603 \$85.00 and Section 360 \$26.91. Combined total \$111.91. Section 603 Local Government Act 1993 and Section 360 Water Management Act 2000 combined certificate - former Wyong Local Government Area (LGA) Land Rates and Charges applicable and Water Charges under the Water Management Act 2000 Prescribed fee Section 603 \$85.00 and Section 360 \$26.91. Combined total \$111.91. Prescribed fee \$85.00 if water is not available	Per certificate	1	\$111.91	-	\$0.00	\$111.91	
09:10012	Certificates by CEO or Public Officer							
09:10013	Section 88G Conveyancing Act 1919	Per certificate	1	10/11 of fee charged	-	1/11 of fee charged	By application	
09:10014	Section 54 Local Government Act 1993 Classification of Land	Per certificate	2	\$37.65	-	\$0.00	\$37.65	
09:10015	Certificates and Other Approvals							

2019-20 Item Number	Description of Fees and Charges	Unit of Measurement	Price Category	2019-20 Central Coast Council Fee	Other Regulatory Fees and Charges	GST @ 10% Remitted to ATO (if applicable)	TOTAL 2019-20 FEE (GST inclusive where applicable)	Regulatory Fees and Charges Paid to
09.10016	Caravan Parks, Manufactured Home Estates and Camping Grounds Under Section 68 of the Local Government Act 1993							
09.10017	Inspection and Issue of Certificate of completion for manufactured home and associated structure	Per certificate	1	\$65.00	-	\$0.00	\$65.00	
09.10018	Inspection and Certificate of Completion for associated structure not included in certificate of completion for	Per certificate	1	\$32.50	-	\$0.00	\$32.50	
09.10019	Install a manufactured home, moveable dwelling or associated structure on land associated with a Manufactured Home Estate, Camping Ground or Caravan Park	Per certificate	2	\$100.00	-	\$0.00	\$100.00	
09.10020	Lodgement of objection to application of regulations (Section 82 of Local Government Act 1993)	Per certificate	2	\$200.00	-	\$0.00	\$200.00	
09.10021	Lodgement of amended application (pursuant to Section 106 of Local Government Act 1993)	Per certificate	2	\$290.00	-	\$0.00	\$290.00	
09.10022	Lodgement of review of determination (Under Section 100 of Local Government Act 1993)	Per certificate	2	\$400.00	-	\$0.00	\$400.00	
09.10023	Application to extend or renew approval (Under Section 107 of Local Government Act 1993)	Per certificate	2	\$250.00	-	\$0.00	\$250.00	
09.10024	Manufactured Home, Moveable Dwelling and Associated Structures (on land not in a manufactured home estate, camp ground or caravan park) Under Section 68 of the Local Government Act 1993							
09.10025	Install a manufactured home, moveable dwelling or associated structure on land not associated with a Manufactured Home Estate							
09.10026	Lodgement of application to install a manufactured home on a residential property	Per application	2	\$350.00	-	\$0.00	\$350.00	
09.10027	Lodgement of amended application (pursuant to Section 106 of Local Government Act 1993)	Per application	2	\$295.00	-	\$0.00	\$295.00	
09.10028	Lodgement of review of determination (Under Section 100 of Local Government Act 1993)	Per application	2	\$400.00	-	\$0.00	\$400.00	
09.10029	Application to extend or renew approval (Under Section 107 of Local Government Act 1993)	Per application	2	\$235.00	-	\$0.00	\$235.00	
09.10030	Inspection of manufactured home, moveable dwelling and/or associated structure during installation	Per inspection	2	\$235.00	-	\$0.00	\$235.00	
09.10031	Swimming pools							
09.10032	Swimming pool certification							
09.10033	Swimming pool application for exemption	Per application	1	\$250.00	-	\$0.00	\$250.00	
09.10034	Swimming pools inspection (public pools)	Per property	3	\$179.00	-	\$0.00	\$179.00	
09.10035	Swimming Pool Compliance Certificate inspection (private pools)							
09.10036	Initial inspection	Per property	1	\$150.00	-	\$0.00	\$150.00	
09.10037	Subsequent inspection	Per property	1	\$100.00	-	\$0.00	\$100.00	
09.10038	Swimming pool registration administration fee (cost for completion of online application)	Per application	5	\$10.50	-	\$0.00	\$10.50	
09.10039	Resuscitation signs for swimming pools	Per item	4	\$30.00	-	\$3.00	\$33.00	
10.10000	10. COMMUNITY EDUCATION AND LEARNING							
10.10001	Workshop/Seminar attendance (minimum 2 hours) - community members	Per person	5	10/11 of fee charged	-	1/11 of fee charged	Maximum \$15.00 dependent on event	
10.10002	Workshop/Seminar attendance (minimum 2 hours) - professional development	Per person	5	10/11 of fee charged	-	1/11 of fee charged	Maximum \$40.00 dependent on event	
10.10003	Crèche - childcare fee during workshop attendance	Per child per hour	5	\$5.50	-	\$0.00	\$5.50	
10.10004	CARE AND EDUCATION							
Childcare Fees	The fees for Education and Care centres are set to recover the annual operating and maintenance costs of the centres after Government subsidies							
10.10005	Enrolment bond	Per child	3	By quote	-	\$0.00	By quote	
10.10006	Casual hourly fee - under 3 years old (occasional care fee)	Per child per hour	3	\$18.00	-	\$0.00	\$18.00	
10.10007	Casual hourly fee - 3-5 year olds (occasional care fee)	Per child per hour	3	\$16.00	-	\$0.00	\$16.00	
10.10008	Little Coast Kids Kanwal and Little Coast Kids Wyong							
10.10009	Under 3 years (Fee to be in effect until 31 December 2019)	Per child per session	3	\$93.00	-	\$0.00	\$93.00	
10.10010	Under 3 years (Fee to be in effect from 1 January 2020)	Per child per session	3	\$94.00	-	\$0.00	\$94.00	
10.10011	3 to 6 years (Fee to be in effect until 31 December 2019)	Per child per session	3	\$89.00	-	\$0.00	\$89.00	
10.10012	3 to 6 years (Fee to be in effect from 1 January 2020)	Per child per session	3	\$90.00	-	\$0.00	\$90.00	
10.10013	Little Coast Kids Toukley, Niagara Park Children's Centre and Umina Children's							
10.10014	Under 3 years (Fee to be in effect until 31 December 2019)	Per child per session	3	\$100.00	-	\$0.00	\$100.00	
10.10015	Under 3 years (Fee to be in effect from 1 January 2020)	Per child per session	3	\$101.00	-	\$0.00	\$101.00	
10.10016	3 to 6 years (Fee to be in effect until 31 December 2019)	Per child per session	3	\$96.00	-	\$0.00	\$96.00	
10.10017	3 to 6 years (Fee to be in effect from 1 January 2020)	Per child per session	3	\$97.00	-	\$0.00	\$97.00	
10.10018	Little Coast Kids Northlakes and Kariong Children's Centre							
10.10019	Under 3 years (Fee to be in effect until 31 December 2019)	Per child per session	3	\$96.00	-	\$0.00	\$96.00	
10.10020	Under 3 years (Fee to be in effect from 1 January 2020)	Per child per session	3	\$97.00	-	\$0.00	\$97.00	
10.10021	3 to 6 years (Fee to be in effect until 31 December 2019)	Per child per session	3	\$89.00	-	\$0.00	\$89.00	
10.10022	3 to 6 years (Fee to be in effect from 1 January 2020)	Per child per session	3	\$90.00	-	\$0.00	\$90.00	

2019-20 Item Number	Description of Fees and Charges	Unit of Measurement	Price Category	2019-20 Central Coast Council Fee	Other Regulatory Fees and Charges	GST @ 10% Remitted to ATO (if applicable)	TOTAL 2019-20 FEE (GST inclusive where applicable)	Regulatory Fees and Charges Paid to
10.10023	Other Childcare fees (which will not attract Childcare Benefit)							
10.10024	Enrolment fee (non-refundable)	Per child	3	\$65.00	-	\$0.00	\$65.00	
10.10025	One-off payable upon enrolment	Per child	3	\$55.00	-	\$0.00	\$55.00	
10.10026	Enrolment fee for 2 or more children (non-refundable)							
10.10026	One-off payable upon enrolment	Per nappy	4	\$2.00	-	\$0.00	\$2.00	
10.10027	Nappy fee (to be charged at full cost recovery where parent/guardian have not provided)	Per child per 15 minutes	3	\$25.00	-	\$0.00	\$25.00	
10.10028	Late pickup fee for the first 15 minutes after centre closure	Per child per 15 minutes	3	\$45.00	-	\$0.00	\$45.00	
10.10029	Late pickup fee for every subsequent 15 minutes thereafter centre closure	Per child per 15 minutes	3	\$10.00	-	\$0.00	\$10.00	
10.10030	Outside of session late pickup fee	Each	4	\$9.09	-	\$0.91	\$10.00	
10.10031	Birthday cakes provided by the centre	Per USB	4	\$10.00	-	\$1.00	\$11.00	
10.10032	4GB USB for children's documentation	Per hat	4	\$9.09	-	\$0.91	\$10.00	
10.10033	Replacement of Childcare Centre hat	Per hat	4	\$9.09	-	\$0.91	\$10.00	
10.10033	Childcare Centre Event/Activity/Excursion	Per child per activity	4	10/11 of fee charged	-	1/11 of fee charged	By quote - Maximum of \$10.00 dependent on activity	
10.10034	Childcare Centre T-shirt	Per shirt	4	\$9.09	-	\$0.91	\$10.00	
11.10000	11. DEVELOPMENT ASSESSMENT AND APPLICATIONS							
11.10001	Development Application Fees Council development application fees may be waived by the Manager of Development Assessment for not for profit charity / community organisations on sighting of appropriate documentation. If two or more fees are applicable to a single Development Application, the maximum fee payable is the sum of those fees. The maximum fee for development involving the erection of a building, the carrying out of work or the demolition of a work or a building, is calculated in accordance with the following: * fees include the Plan First levy of \$0.64 per \$1,000 over \$50,000 of estimated costs * fees determined under Section 11, 10000 do not apply to development in other sections unless specified * fees exclude the cost of notification and advertising							
11.10002	Up to \$5,000	Per application	1	\$110.00	-	\$0.00	\$110.00	
11.10003	\$5,001 - \$50,000 base plus index	Per application	1	\$170.00 base rate plus \$3.00 for each \$1,000 (or part of) of estimated costs	-	\$0.00	\$170.00 base rate plus \$3.00 for each \$1,000 (or part of) of estimated costs	
11.10004	\$50,001 - \$250,000 base plus index	Per application	1	\$352.00 base rate plus \$3.64 per \$1,000 over \$50,000 of estimated costs	-	\$0.00	\$352.00 base rate plus \$3.64 per \$1,000 over \$50,000 of estimated costs	Plan First
11.10005	\$250,001 - \$500,000 base plus index	Per application	1	\$1,160.00 base rate plus \$2.34 per \$1,000 over \$250,000 of estimated costs	-	\$0.00	\$1,160.00 base rate plus \$2.34 per \$1,000 over \$250,000 of estimated costs	Plan First
11.10006	\$500,001 - \$1,000,000 base plus index	Per application	1	\$1,745.00 base rate plus \$1.64 per \$1,000 over \$500,000 of estimated costs	-	\$0.00	\$1,745.00 base rate plus \$1.64 per \$1,000 over \$500,000 of estimated costs	Plan First
11.10007	\$1,000,001 - \$10,000,000 base plus index	Per application	1	\$2,615.00 base rate plus \$1.44 per \$1,000 over \$1,000,000 of estimated costs	-	\$0.00	\$2,615.00 base rate plus \$1.44 per \$1,000 over \$1,000,000 of estimated costs	Plan First
11.10008	More than \$10,000,000 base plus index	Per application	1	\$15,875.00 base rate plus \$1.19 per \$1,000 over \$10,000,000 of estimated cost	-	\$0.00	\$15,875.00 base rate plus \$1.19 per \$1,000 over \$10,000,000 of estimated cost	Plan First
11.10009	Integrated development In addition to the fee specified elsewhere in 11.10001 Development Assessment fees, there is an additional fee for the referral and processing in respect to the general terms of approval to be granted by Council specified in Sections 4.46 and 4.47 formerly Sections 91 and 91A of the Environmental Planning and Assessment Act 1979 (EPAA)							
11.10010	Fee for development that requires concurrence from another authority	Per request	1	\$140.00 base rate plus \$320.00 referral fee	\$320.00	\$0.00	\$140.00 base rate plus \$320.00 referral fee	Relevant regulatory authority requiring approval
11.10011	Fee for designated development (in addition to the fee required under 11.10007)	Per development	1	\$920.00	-	\$0.00	\$920.00	
11.10012	Cancellation of development and certificate applications - Refund of portion of fees available where application is withdrawn or cancelled prior to completion of the assessment at the discretion of the Manager of Development Assessment. Refund is to be proportionate to the extent of assessment. After completion of assessment report there is nil refund available.							
11.10013	Application for tree identification, tree pruning, tree removal from private land							
11.10014	Application for Minor Vegetation Works Permit (Trees only) for removing up to five (5) individual trees (refer to requirements in application form)	Per application	4	\$100 for 2 trees or less, plus \$50 for each extra tree	-	\$0.00	\$100 for 2 trees or less, plus \$50 for each extra tree	
11.10015	Application for Minor Vegetation Works Permit (Vegetation Community) for removal of vegetation up to 100m ² in area (refer to requirements in application form)	Per application	4	\$250.00	-	\$0.00	\$250.00	
11.10016	Application for Major Vegetation Works Permit for removing six (6) or more individual trees, or removal of vegetation exceeding 100m ² in area, but not exceeding the Biodiversity Offset Scheme (BOS) Threshold.	Per application	4	\$600.00	-	\$0.00	\$600.00	
11.10017	Public land tree removal compensatory fee for replacement tree (dependent on multiple factors such as size, species, age)	Per tree	4	Price on request (minimum \$300 plus GST)	-	\$0.00	Price on request (minimum \$300 plus GST)	
11.10018	Staged development application The maximum fee applicable for a staged development application in relation to a site and for any subsequent development application for any part of the site, is the maximum fee that would be payable if a single development application was required for all the development on the site							
11.10019	Specific fees for local and state significant development These fees include the Plan First fee of \$0.64 per \$1,000 over \$50,000 of estimated costs.							
11.10020	Subdivision applications							

2019-20 Item Number	Description of Fees and Charges	Unit of Measurement	Price Category	2019-20 Central Coast Council Fee	Other Regulatory Fees and Charges	GST @ 10% Remitted to ATO (if applicable)	TOTAL 2019-20 FEE (GST inclusive where applicable)	Regulatory Fees and Charges Paid to
11:10021	New public or private (community title) road	Per subdivision	1	\$665.00 base rate plus \$65.00 per each additional lot created by the subdivision	-	\$0.00	\$665.00 base rate plus \$65.00 per each additional lot created by the subdivision	
11:10022	No new public road	Per subdivision	1	\$330.00 base rate plus \$53.00 per each additional lot created by the subdivision	-	\$0.00	\$330.00 base rate plus \$53.00 per each additional lot created by the subdivision	
11:10023	Strata or community title	Per subdivision	1	\$330.00 base rate plus an additional \$65.00 per each additional lot created by the subdivision	-	\$0.00	\$330.00 base rate plus an additional \$65.00 per each additional lot created by the subdivision	
11:10024	Lodgement and recording of private subdivision certificates	Per certificate	1	\$36.00	-	\$0.00	\$36.00	
11:10025	Design Review Panel Referral for assessment of design quality	Per referral	5	\$2,400.00	-	\$0.00	\$2,400.00	
11:10026	Referral of application to design review panel for assessment (first referral)	Per referral	5	\$1,845.00	-	\$0.00	\$1,845.00	
11:10027	Referral of amended plans to design review panel for assessment (second or subsequent referral)	Per referral	5	\$1,845.00	-	\$0.00	\$1,845.00	
11:10028	Additional fees are payable for advertised development							
11:10029	Designated development	Per development	1	\$2,220.00	-	\$0.00	\$2,220.00	
11:10030	Advertised development	Per development	1	\$1,105.00	-	\$0.00	\$1,105.00	
11:10031	Environmental planning instrument requirement not listed above	Per development	1	\$1,105.00	-	\$0.00	\$1,105.00	
11:10032	Notification fee as required under Council's relevant Development Control Plan	Per development	1	\$285.00	-	\$0.00	\$285.00	
11:10033	Fee for a request for a review of determination Maximum fee under Section 8.3 formerly Section 8.2A (3) of the Environmental Planning and Assessment Act 1979 (EPAA)							
11:10034	Development application does not involve erection, carrying out work or demolition of a building - 50% of the fee for the original development application	Per application	1	By quote	-	\$0.00	By quote	
11:10035	Does involve erection, carrying out work or demolition of a building < \$100,000	Per application	1	\$190.00	-	\$0.00	\$190.00	
11:10036	Any other development as set out in table below Note: An additional amount of not more than \$620.00 if notice of the application is required to be given under Section 8.3 formerly Section 8.2A (3) of the Environmental Planning and Assessment Act 1979 (EPAA). Please refer advertising fee under 11.10027. Additional fees are payable for advertised development.							
11:10037	Up to \$5,000	Per application	1	\$55.00	-	\$0.00	\$55.00	
11:10038	\$5,001 - \$250,000 base plus index	Per application	1	\$85.00 base rate plus \$1.50 for each \$1,000 (or part of) of the estimated cost	-	\$0.00	\$85.00 base rate plus \$1.50 for each \$1,000 (or part of) of the estimated cost	
11:10039	\$250,001 - \$500,000 base plus index	Per application	1	\$500.00 base rate plus \$0.85 for each \$1,000 (or part of) of the estimated cost which exceeds \$250,000	-	\$0.00	\$500.00 base rate plus \$0.85 for each \$1,000 (or part of) of the estimated cost which exceeds \$250,000	
11:10040	\$500,001 - \$1,000,000 base plus index	Per application	1	\$712.00 base rate plus \$0.50 for each \$1,000 (or part of) of the estimated cost which exceeds \$500,000	-	\$0.00	\$712.00 base rate plus \$0.50 for each \$1,000 (or part of) of the estimated cost which exceeds \$500,000	
11:10041	\$1,000,001 - \$10,000,000 base plus index	Per application	1	\$987.00 base rate plus \$0.40 for each \$1,000 (or part of) of the estimated cost which exceeds \$1,000,000	-	\$0.00	\$987.00 base rate plus \$0.40 for each \$1,000 (or part of) of the estimated cost which exceeds \$1,000,000	
11:10042	More than \$10,000,000 base plus index	Per application	1	\$4,737.00 base rate plus \$0.27 for each \$1,000 (or part of) of the estimated cost which exceeds \$10,000,000	-	\$0.00	\$4,737.00 base rate plus \$0.27 for each \$1,000 (or part of) of the estimated cost which exceeds \$10,000,000	
11:10043	Fee for review of a modification application - under Section 4.55 formerly Section 96 of the Environmental Planning and Assessment Act 1979 (EPAA)	Per application	1	50% of the fee for the original DA	-	\$0.00	50% of the fee for the original DA	
11:10044	Fee for review of decision to reject a development application under Sections 8.2, 8.3 and 8.4 formerly Section 8.2B of the Environmental Planning and Assessment Act 1979 (EPAA)							
11:10045	If estimated cost of the development is less than \$100,000	Per application	1	\$55.00	-	\$0.00	\$55.00	
11:10046	If estimated cost of the development is \$100,000 or more and less than or equal to \$1,000,000	Per application	1	\$150.00	-	\$0.00	\$150.00	
11:10047	If estimated cost of the development is more than \$1,000,000	Per application	1	\$250.00	-	\$0.00	\$250.00	
11:10048	Modification of a consent for local development							
11:10049	Plus an additional amount of not more than \$665.00 if notice of the application is required to be given under Section 4.55(2) formerly Section 96(2) or Section 4.6(1) formerly Section 96AA(1) of the Environmental Planning and Assessment Act 1979 (EPAA) (namely advertised development).	Per modification	1	Up to \$665.00	-	\$0.00	Up to \$665.00	
11:10050	An additional fee, not exceeding \$760.00, is payable for residential flat development to which clause 115 (3) EPA Regulation 2000 applies - c1248.	Per modification	1	Up to \$760.00	-	\$0.00	Up to \$760.00	
11:10051	Modification of a development consent							
11:10052	Modifications involving minor error, misdescription or miscalculation under Section 4.55(1) formerly Section 96(1) of the Environmental Planning and Assessment Act 1979 (EPAA)	Per modification	1	\$71.00	-	\$0.00	\$71.00	
11:10053	Section 4.55(1A) formerly Section 96(1A) of the Environmental Planning and Assessment Act 1979 (EPAA), minimal environmental impact	Per modification	1	Lessor of \$645.00 or 50% of original DA fee	-	\$0.00	Lessor of \$645.00 or 50% of original DA fee	
11:10054	Section 4.55(2) formerly Section 96(2) of the Environmental Planning and Assessment Act 1979 (EPAA), application	Per modification	1	\$55.00	-	\$0.00	\$55.00	
11:10055	Original application less than \$110.00	Per modification	1	\$55.00	-	\$0.00	\$55.00	
11:10056	Original application greater than \$110.00	Per modification	1	50% of the fee for the original DA	-	\$0.00	50% of the fee for the original DA	
11:10057	Doesn't involve erection, carrying out work or demolition of a building	Per modification	1	\$190.00	-	\$0.00	\$190.00	
11:10058	Does involve erection, carrying out work or demolition of a building < \$100,000	Per modification	1	\$190.00	-	\$0.00	\$190.00	

2019-20 Item Number	Description of Fees and Charges	Unit of Measurement	Price Category	2019-20 Central Coast Council Fee	Other Regulatory Fees and Charges	GST @ 10% Remitted to ATO (if applicable)	TOTAL 2019-20 FEE (GST inclusive where applicable)	Regulatory Fees and Charges Paid to
11:10059	Any other development							
11:10060	Up to \$5,000	Per application	1	\$55.00	-	\$0.00	\$55.00	
11:10061	\$5,001 - \$250,000 base plus index	Per application	1	\$85.00 base rate plus \$1.50 for each \$1,000 (or part of) of the estimated cost	-	\$0.00	\$85.00 base rate plus \$1.50 for each \$1,000 (or part of) of the estimated cost	
11:10062	\$250,001 - \$500,000 base plus index	Per application	1	\$500.00 base rate plus \$0.85 for each \$1,000 (or part of) of the estimated cost which exceeds \$250,000	-	\$0.00	\$500.00 base rate plus \$0.85 for each \$1,000 (or part of) of the estimated cost which exceeds \$250,000	
11:10063	\$500,001 - \$1,000,000 base plus index	Per application	1	\$712.00 base rate plus \$0.50 for each \$1,000 (or part of) of the estimated cost which exceeds \$500,000	-	\$0.00	\$712.00 base rate plus \$0.50 for each \$1,000 (or part of) of the estimated cost which exceeds \$500,000	
11:10064	\$1,000,001 - \$10,000,000 base plus index	Per application	1	\$987.00 base rate plus \$0.40 for each \$1,000 (or part of) of the estimated cost which exceeds \$1,000,000	-	\$0.00	\$987.00 base rate plus \$0.40 for each \$1,000 (or part of) of the estimated cost which exceeds \$1,000,000	
11:10065	More than \$10,000,000 base plus index	Per application	1	\$4,737.00 base rate plus \$0.27 for each \$1,000 (or part of) of the estimated cost which exceeds \$10,000,000	-	\$0.00	\$4,737.00 base rate plus \$0.27 for each \$1,000 (or part of) of the estimated cost which exceeds \$10,000,000	
11:10066	The fee for the extension of a development consent under Section 4.54 formerly Section 95A of Environmental Planning and Assessment Act 1979 (EPAA)	Per extension	4	\$441.00	-	\$0.00	\$441.00	
11:10067	Pre Development Application meeting							
11:10068	Where estimated value is \$1,000,000 or less - base rate \$416.00 plus minimum \$171.00 per hour (Planner, Engineer, Coastal Engineer and Ecologist) and/or minimum \$260.00 per hour (Section Manager) and/or minimum \$280.00 per hour (Unit Manager) and/or minimum \$343.00 per hour (Director)	Per meeting	5	10/11 of fee charged	-	1/11 of fee charged	\$416.00 base rate plus time based fees	
11:10069	Where estimated value is greater than \$1,000,000 - base rate \$800.00 plus minimum \$171.00 per hour (Planner, Engineer, Coastal Engineer and Ecologist) and/or minimum \$260.00 per hour (Section Manager) and/or minimum \$280.00 per hour (Unit Manager) and/or minimum \$343.00 per hour (Director)	Per meeting	5	10/11 of fee charged	-	1/11 of fee charged	\$800.00 base rate plus time based fees	
11:10070	Engineering Assessment							
11:10071	Construction certificate administration fee	Per application	4	\$36.00	-	\$0.00	\$36.00	
11:10072	Compliance certificate administration fee	Per application	4	\$36.00	-	\$0.00	\$36.00	
11:10073	Roads Act 1993 approval application fee - applicable to applications for works approval under Section 138 for all developments other than single or secondary dwellings. Fee also applicable to review of traffic management plans and anchoring applications.	Per application	4	\$273.00	-	\$0.00	\$273.00	
11:10074	Local Government Act 1993, Section 68 Application - Stormwater connection from property to Council's systems	Per application	4	\$128.00	-	\$0.00	\$128.00	
11:10075	Flood Planning Level - minimum floor level application	Per request	4	\$166.00	-	\$0.00	\$166.00	
11:10076	Roads Act Approval Works - Urban development (Fee breakdown - 50% design assessment/ approval and 50% works compliance approvals/inspections):							
11:10077	Full carriageway construction (not including stormwater drainage)	Per lineal metre	4	\$98.00	-	\$0.00	\$98.00	
11:10078	Kerb and gutter plus half carriageway construction greater than 2m wide (drainage not included)	Per lineal metre	4	\$60.00	-	\$0.00	\$60.00	
11:10079	Kerb and gutter plus small shoulder construction less than 2m wide (drainage not included)	Per lineal metre	4	\$50.00	-	\$0.00	\$50.00	
11:10080	Road stormwater drainage pipe	Per lineal metre	4	\$15.00	-	\$0.00	\$15.00	
11:10081	Road stormwater drainage pits	Each	4	\$20.00	-	\$0.00	\$20.00	
11:10082	Concrete paths including inspections of area adjacent in road reserve	Per lineal metre	4	\$15.00	-	\$0.00	\$15.00	
11:10083	Roads Act Approval Works - Rural development (Fee breakdown - 50% design assessment/ approval and 50% works compliance approvals/inspections):							
11:10084	Full or half road construction - rural road with table drains or similar	Per lineal metre	4	\$47.00	-	\$0.00	\$47.00	
11:10085	Roads Act Approval Works - minimum fees - urban and rural							
11:10086	All applications where assessment of design required - minimum fee (e.g. foot paving and VAC - 2 lot development, complex access crossing)	Per application	4	\$993.00	-	\$0.00	\$993.00	

2019-20 Item Number	Description of Fees and Charges	Unit of Measurement	Price Category	2019-20 Central Coast Council Fee	Other Regulatory Fees and Charges	GST @ 10% Remitted to ATO (if applicable)	TOTAL 2019-20 FEE (GST inclusive where applicable)	Regulatory Fees and Charges Paid to
11:10087	Subdivision Works Fees - Fee breakdown - 40% subdivision works certificate, 50% works compliance inspection/approvals and 10% Principal Certifier. Fees may be charged all together or for each breakdown component separately:							
11:10088	Water quality facility/constructed wetland/on-site stormwater detention basin - per lot service by the facility	Per lot	4	\$45.45	-	\$4.55	\$50.00	
11:10089	Trunk stormwater drainage culvert structures (minimum twin cell 1200mm diameter)	Per structure	4	\$918.18	-	\$81.82	\$900.00	
11:10090	Constructed drainage channel (subject to controlled activity approval) up to 25m wide	Per linear metre	4	\$45.45	-	\$4.55	\$50.00	
11:10091	Constructed drainage channel (subject to controlled activity approval) greater than 25m wide	Per linear metre	4	\$68.18	-	\$6.82	\$75.00	
11:10092	Retaining walls	Per linear metre	4	\$13.64	-	\$1.36	\$15.00	
11:10093	Half road construction or up to half road including kerb and gutter (excluding storm water drainage and concrete paths). Item also applicable to private driveway/access, right of carriageway, right of access where flexible pavement proposed.	Per linear metre	4	\$36.36	-	\$3.64	\$40.00	
11:10094	Full road construction including kerb and gutter (excluding storm water drainage and concrete paths)	Per linear metre	4	\$50.00	-	\$5.00	\$55.00	
11:10095	Full road construction - rural road with table drains or similar including private access roads	Per linear metre	4	\$45.45	-	\$4.55	\$50.00	
11:10096	Stormwater drainage - pipes (excluding inter-alcement drainage) or bio-swales	Per linear metre	4	\$13.64	-	\$1.36	\$15.00	
11:10097	Stormwater drainage - pits, headwall and closed Gross Pollutant Traps (excluding inter-alcement drainage)	Each	4	\$18.18	-	\$1.82	\$20.00	
11:10098	Inter-alcement drainage (pipes and pits)	Per linear metre	4	\$18.18	-	\$1.82	\$20.00	
11:10099	Earthworks where separate Construction Certificate required - per lot up to 750m ²	Per lot	4	\$70.00 per lot minimum fee \$500.00	-	1/11 of fee charged	\$70.00 per lot minimum fee \$500.00	
11:10100	Earthworks where separate Construction Certificate required - per lot greater than 750m ²	Per lot	4	\$100.00 per lot minimum fee \$650.00	-	1/11 of fee charged	\$100.00 per lot minimum fee \$650.00	
11:10101	Concrete footpaths and driveway/access/right of carriageway/right of access pavements (includes inspection of adjacent area)	Per square metre	4	\$9.09	-	\$0.91	\$10.00	
11:10102	Fee Reduction for greater than 20 lots - 15% reduction can apply where at least four of the above subdivision works items are included in the proposed works	Per application	4	10/11 of fee charged	-	1/11 of fee charged	By quote	
11:10103	Additional compliance inspections - where re-inspection is required	Per hour	4	\$86.36	-	\$8.64	\$95.00	
11:10104	Additional design assessment including for updated construction certificates / civil design considerations	Per hour	4	\$136.36	-	\$13.64	\$150.00	
11:10105	Additional fees - depending on extent, scope and number of assessments required. Additional fees range from 5% to 50% of initial fee	Per application	4	10/11 of fee charged	-	1/11 of fee charged	By quote	
11:10106	Hoarding/Scarfolding Fees Charged under Section 138 of the Roads Act, 1993 for erection of hoarding/scarfolding during construction works							
11:10107	A Class	Per linear metre	2	\$525.00 base rate + \$20.00 Per linear metre per month or part thereof	-	\$0.00	\$525.00 base rate + \$20.00 Per linear metre per month or part thereof	
11:10108	B Class	Per linear metre	2	\$790.00 base rate + \$80.00 Per linear metre per month or part thereof	-	\$0.00	\$790.00 base rate + \$80.00 Per linear metre per month or part thereof	
11:10109	Ground anchors							
11:10110	Ground anchors in road reserve (Roads Act 1993 application fee to also be applied)	Per anchor	2	\$750 per anchor plus security deposit of \$50,000 per road frontage	-	\$0.00	\$750 per anchor plus security deposit of \$50,000 per road frontage	
11:10111	Vehicle access crossings inspection fees							
11:10112	Vehicle access crossings inspections (to be applied in addition to Roads Act 1993 Approval application fee). For complex access crossings where full design required, minimum fee above applies. Fee applicable to all developments other than single or secondary dwellings.	Per application	4	\$200.00	-	\$0.00	\$200.00	
11:10113	Fee for Subdivision Certificate							
11:10114	The fee payable for the lodgement and recording of privately issued subdivision certificate	Per certificate	1	\$36.00	-	\$0.00	\$36.00	
11:10115	Subdivision certificate Application - Torrens or Community Title or other	Per application	4	\$300.00	-	\$0.00	\$300.00	
11:10116	Subdivision certificate Application - Strata	Per application	4	\$306.36	-	\$30.64	\$337.00	
11:10117	Subdivision Certificate release - Torrens or Community Title or other	Per lot	4	\$70.00	-	\$0.00	\$70.00	
11:10118	Subdivision certificate release - Strata - per unit	Per unit	4	\$79.09	-	\$7.91	\$87.00	
11:10119	Re-sign/endorse Lihen / 88B - Torrens or Community Title or other	Per certificate	4	\$134.00	-	\$0.00	\$134.00	
11:10120	Re-sign/endorse Lihen / 88B - Strata	Per certificate	4	\$121.82	-	\$12.18	\$134.00	
11:10121	Creation of easements, covenants, restrictions, community management plans/schemes/statements and the change or extinguishment of easement and 88E instruments.	Per certificate	4	\$324.00	-	\$0.00	\$324.00	
11:10122	Bonds							
11:10123	Roads Act 1993, Civil and subdivision works maintenance and defects bond - including landscape works	Per development	4	Minimum 5% value of works with a minimum of \$2,500	-	\$0.00	Minimum 5% value of works with a minimum of \$2,500	
11:10124	Re-inspections for maintenance or other bond releases	Per inspection	4	\$210.00	-	\$0.00	\$210.00	
11:10125	Application for bonding of development works	Per application	4	\$321.00	-	\$0.00	\$321.00	
11:10126	Technical/inspection services							
11:10127	The fee for an assessment of deferred commencement condition information under Section 4.16(3) formerly Section 80(3) of the Environmental Planning and Assessment Act 1979 (EPAA) - 1-5 conditions	Per hour	4	\$136.36	-	\$13.64	\$150.00	
11:10128	The fee for an assessment of deferred commencement condition information under Section 4.16(3) formerly Section 80(3) of the Environmental Planning and Assessment (EPAA) Act 1979 - 6 or greater conditions	Per application	4	\$190.00	-	\$0.00	\$190.00	
11:10129	Council Development Control Plans							
11:10130	CD Version	Each	4	\$34.00	-	\$0.00	\$34.00	
11:10131	Full hard copy version	Per document	4	\$683.00	-	\$0.00	\$683.00	
11:10132	Plus standard photocopying costs per page							
11:10133	Civil design guidelines and construction specification	Per document	4	\$263.00	-	\$0.00	\$263.00	
11:10134	Plus standard photocopying costs per page							
11:10135	Individual chapters or pages	Per document	4	\$21.00	-	\$0.00	\$21.00	
11:10136	Plus standard photocopying costs per page							
11:10137	Fee for a certified copy of a document, map or plan held by Council	Per document	1	\$53.00	-	\$0.00	\$53.00	

2019-20 Item Number	Description of Fees and Charges	Unit of Measurement	Price Category	2019-20 Central Coast Council Fee	Other Regulatory Fees and Charges	GST @ 10% Remitted to ATO (if applicable)	TOTAL 2019-20 FEE (GST inclusive where applicable)	Regulatory Fees and Charges Paid to
11:10135	Planning Proposals (lodged from 1 July 2017 with Central Coast Council and planning proposals lodged prior to 30 June 2017 for land in the former Wyong Council local government area)							
11:10136	Phase 1 fee (application lodgement prior to gateway determination) base rate of \$13,200.00 plus hourly rate of \$165.00 per hour if staff time exceeds 80 hours	Per application	4	\$13,200.00 base rate plus time based fees if applicable	-	\$0.00	\$13,200.00 base rate plus time based fees if applicable	
11:10137	Phase 2 fee (gateway determination to finalisation) base rate of \$12,375.00 plus hourly rate of \$165.00 per hour if staff time exceeds 75 hours	Per application	4	\$12,375.00 base rate plus time based fees if applicable	-	\$0.00	\$12,375.00 base rate plus time based fees if applicable	
11:10138	Minor amendments to <i>Wyong Local Environmental Plan (WLEP) 2013</i> and <i>Gosford Local Environmental Plan (LEP) 2014</i> to correct minor anomalies which are consistent with the Local Environment Plan (LEP), do not require additional studies and do not involve more than 2 lots of land. If staff time exceeds 40 hours then a rate of \$165.00 per hour is payable by the proponent for additional hours	Per application	4	\$5,500.00 base rate plus time based fees if applicable	-	\$0.00	\$5,500.00 base rate plus time based fees if applicable	
11:10139	Planning Proposal - NSW Department of Planning and Environment - Gateway Support Fee Payment due after NSW Departments Gateway determination supporting Planning Proposal is received and before further processing (lodged prior to 30 June 2017 for land in the former Gosford Council local government area)							
11:10140	Category A Amendment to permissible uses - site specific	Per lodgement	2	\$4,410.00	-	\$0.00	\$4,410.00	
11:10141	Category B Amendment to planning controls to enable intensification of land - no change to zoning No studies required by Gateway	Per lodgement	2	\$7,166.30	-	\$0.00	\$7,166.30	
11:10142	Category C Change to Zoning - Urban intensification If one or more Gateway studies required	Per lodgement	2	\$9,371.30	-	\$0.00	\$9,371.30	
11:10143	Category D Minor Amendment (includes Word Change/inconsistency) No studies required by Gateway	Per lodgement	2	\$12,725.50	-	\$0.00	\$12,725.50	
11:10144	Category E Major Application (Master Plan - developing zone and planning controls - sites greater than 5ha) If one or more Gateway studies required	Per lodgement	2	\$16,537.50	-	\$0.00	\$16,537.50	
11:10145	Review of Additional Studies following Gateway	Per application	2	20% of category fee	-	\$0.00	20% of category fee	
11:10146	Planning Proposal - Public Hearing Costs (All planning proposals lodged prior to 30 June 2017 and from 1 July 2017) Payment after exhibition arranged and before further processing commences							
11:10147	All Categories	Per application	2	At cost	-	\$0.00	At cost	
11:10148	DEVELOPMENT CONTROL PLANS							
11:10149	Development Control Plans (DCP) - Fee Assessment, preparation and processing of new OR amendment to current DCP, whether or not associated with a Planning Proposal, payment is due with the application. Any independent planning advice that needs to be sought will be fully funded by applicant.							
11:10150	Category A Minor Amendment Preparation (Minor word changes - site specific)	Per plan	2	\$6,798.75 + advertising subject to full cost recovery	-	\$0.00	\$6,798.75 + advertising subject to full cost recovery	
11:10151	Category B Site Specific Amendment Preparation (New DCP site specific chapter)	Per plan	2	\$13,597.50 + advertising subject to full cost recovery	-	\$0.00	\$13,597.50 + advertising subject to full cost recovery	
11:10152	Category C Masterplan Amendment	Per application	2	\$27,195.00 + advertising subject to full cost recovery	-	\$0.00	\$27,195.00 + advertising subject to full cost recovery	
11:10153	Category D Review Where DCP is prepared by Applicant	Per application	2	50% of category fee	-	\$0.00	50% of category fee	
11:10154	Fee for a Construction Certificate, mandatory inspections and issue of the Occupation Certificate							
11:10155	Class 1 and 10 buildings							
11:10156	Swimming Pools with a construction cost up to \$30,000	Per application	3	\$1,090.91	-	\$109.09	\$1,200.00	
11:10157	Swimming Pools with a construction cost over \$30,000	Per application	3	\$1,272.73	-	\$127.27	\$1,400.00	
11:10158	Attached and detached Class 10 buildings (for example: garages, sheds, carports, outbuildings, decks) with a construction cost up to \$25,000	Per application	3	\$1,090.91	-	\$109.09	\$1,200.00	
11:10159	Attached and detached Class 10 buildings (for example: garages, sheds, carports, outbuildings, decks) with a construction cost over \$25,000	Per application	3	\$1,272.73	-	\$127.27	\$1,400.00	
11:10160	Additions to a dwelling with a construction cost up to \$100,000	Per application	3	\$1,272.73	-	\$127.27	\$1,400.00	
11:10161	Additions to a dwelling with a construction cost of \$100,001 to \$350,000	Per application	3	\$1,454.55	-	\$145.45	\$1,600.00	
11:10162	Additions to a dwelling with a construction cost of \$350,001 to \$700,000	Per application	3	\$1,818.18	-	\$181.82	\$2,000.00	
11:10163	Additions to a dwelling with a construction cost of \$700,001 to \$1,500,000	Per application	3	\$2,181.82	-	\$218.18	\$2,400.00	
11:10164	Additions to a dwelling with a construction cost over \$1,500,000	Per application	3	10/11 of fee charged	-	1/11 of fee charged	By quote	
11:10165	Single dwellings with a construction cost up to \$350,000	Per application	3	\$2,000.00	-	\$200.00	\$2,200.00	
11:10166	Single dwellings with a construction cost of \$350,001 to \$700,000	Per application	3	\$2,272.73	-	\$227.27	\$2,500.00	
11:10167	Single dwellings with a construction cost of \$700,001 to \$1,500,000	Per application	3	\$2,545.45	-	\$254.55	\$2,800.00	
11:10168	Single dwellings with a construction cost over \$1,500,000	Per application	3	10/11 of fee charged	-	1/11 of fee charged	By quote	
11:10169	Secondary dwellings with a construction cost up to \$100,000	Per application	3	\$1,909.09	-	\$190.91	\$2,100.00	
11:10170	Secondary dwellings with a construction cost over \$100,000	Per application	3	\$2,090.91	-	\$209.09	\$2,300.00	
11:10171	Dual Occupancy dwellings with a construction cost up to \$500,000	Per application	3	\$2,545.45	-	\$254.55	\$2,800.00	
11:10172	Dual Occupancy dwellings with a construction cost over \$500,000	Per application	3	\$2,727.27	-	\$272.73	\$3,000.00	
11:10173	Town house villa development	Per application	3	10/11 of fee charged	-	1/11 of fee charged	By quote	
11:10174	Additional fee for developments which include a detached class 10a building with the dwelling (for example: pool)	Per application	3	\$409.09	-	\$40.91	\$450.00	
11:10175	10% discount can be applied if the Construction Certificate is lodged concurrently with the Development Assessment							

2019-20 Item Number	Description of Fees and Charges	Unit of Measurement	Price Category	2019-20 Central Coast Council Fee	Other Regulatory Fees and Charges	GST @ 10% Remitted to AT0 (if applicable)	TOTAL 2019-20 FEE (GST inclusive where applicable)	Regulatory Fees and Charges Paid to
11:10176	Class 2 to 9							
11:10177	Up to \$20,000	Per assessment	3	\$418.18	-	\$41.82	\$460.00	
11:10178	\$20,001 to \$50,000	Per assessment	3	\$621.82	-	\$62.18	\$684.00	
11:10179	\$50,001 to \$100,000	Per assessment	3	\$818.18	-	\$81.82	\$900.00	
11:10180	\$100,001 to \$300,000	Per assessment	3	10/11 of fee charged	-	1/11 of fee charged	\$900.00 base rate plus 0.4% of the amount in excess of \$100,000	
11:10181	\$300,001 to \$1,000,000	Per assessment	3	10/11 of fee charged	-	1/11 of fee charged	\$1,805.00 base rate plus 0.3% of the amount in excess of \$300,000	
11:10182	Exceeding \$1,000,000	Per assessment	3	10/11 of fee charged	-	1/11 of fee charged	By quote	
11:10183	Fee for a Complying Development Certificate, mandatory inspections and issue of the Occupation Certificate							
11:10184	Class 1 and 10 buildings							
11:10185	Demolition of dwelling and outbuildings	Per assessment	3	\$454.55	-	\$45.45	\$500.00	
11:10186	Swimming pool with a construction cost up to \$30,000	Per application	3	\$1,181.82	-	\$118.18	\$1,300.00	
11:10187	Swimming pool with a construction cost over \$30,000	Per application	3	\$1,363.64	-	\$136.36	\$1,500.00	
11:10188	Attached and detached Class 10 buildings (for example: garages, sheds, carports, outbuildings, decks) with a construction cost up to \$25,000	Per application	3	\$1,181.82	-	\$118.18	\$1,300.00	
11:10189	Attached and detached Class 10 buildings (for example: garages, sheds, carports, outbuildings, decks) with a construction cost over \$25,000	Per application	3	\$1,363.64	-	\$136.36	\$1,500.00	
11:10190	Additions to a dwelling with a construction cost up to \$100,000	Per application	3	\$1,454.55	-	\$145.45	\$1,600.00	
11:10191	Additions to a dwelling with a construction cost of \$100,001 to \$350,000	Per application	3	\$1,636.36	-	\$163.64	\$1,800.00	
11:10192	Additions to a dwelling with a construction cost of \$350,001 to \$700,000	Per application	3	\$2,000.00	-	\$200.00	\$2,200.00	
11:10193	Additions to a dwelling with a construction cost of \$700,001 to \$1,500,000	Per application	3	\$2,363.64	-	\$236.36	\$2,600.00	
11:10194	Additions to a dwelling with a construction cost up to \$350,000	Per application	3	\$2,181.82	-	\$218.18	\$2,400.00	
11:10195	Single dwellings with a construction cost of \$350,001 to \$700,000	Per application	3	\$2,363.64	-	\$236.36	\$2,600.00	
11:10196	Single dwellings with a construction cost of \$700,001 to \$1,500,000	Per application	3	\$2,636.36	-	\$263.64	\$2,900.00	
11:10197	Single dwellings with a construction cost over 1,500,000	Per application	3	10/11 of fee charged	-	1/11 of fee charged	By quote	
11:10198	Secondary dwellings with a construction cost up to \$100,000	Per application	3	\$2,000.00	-	\$200.00	\$2,200.00	
11:10199	Secondary dwellings with a construction cost of \$100,001 to \$200,000	Per application	3	\$2,181.82	-	\$218.18	\$2,400.00	
11:10200	Secondary dwellings with a construction cost over \$200,000	Per application	3	\$2,727.27	-	\$272.73	\$3,000.00	
11:10201	Dual occupancy dwellings with a construction cost up to \$500,000	Per application	3	\$2,909.09	-	\$290.91	\$3,200.00	
11:10202	Town house villa development	Per application	3	10/11 of fee charged	-	1/11 of fee charged	By quote	
11:10204	Additional fee for developments which include a detached class 10a building with the dwelling (for example: pool)	Per application	3	\$409.09	-	\$40.91	\$450.00	
11:10205	Class 2 to 9							
11:10206	Up to \$20,000	Per assessment	3	\$527.27	-	\$52.73	\$580.00	
11:10207	\$20,001 to \$50,000	Per assessment	3	\$736.36	-	\$73.64	\$810.00	
11:10208	\$50,001 to \$100,000	Per assessment	3	\$945.45	-	\$94.55	\$1,040.00	
11:10209	\$100,001 to \$300,000	Per assessment	3	10/11 of fee charged	-	1/11 of fee charged	\$1,040.00 base rate plus 0.4% of the amount in excess of \$100,000	
11:10210	\$300,001 to \$500,000	Per assessment	3	10/11 of fee charged	-	1/11 of fee charged	\$2,000.00 base rate plus 0.3% of the amount in excess of \$300,000	
11:10211	Exceeding \$500,000	Per assessment	3	10/11 of fee charged	-	1/11 of fee charged	By quote	
11:10212	Fee for assessment of Complying Development Certificate applications for strata subdivision	Per assessment	3	10/11 of fee charged	-	1/11 of fee charged	1-20 units \$330 and 21 units or more \$550	
11:10213	Complying Development Certificate fee for first use of commercial and industrial buildings	Per certificate	3	\$450.00	-	\$0.00	\$450.00	
11:10214	Long Service Levy - payable on all Construction Certificate and Complying Development Certificates. The Long Service Levy fee is charged at 0.35% of the value of the works	Per assessment	1	\$0.00	0.35% of the value of the works	\$0.00	0.35% of the value of the works	Long Service Corporation
11:10215	Fees for critical stage inspections. Where Council has issued the Construction Certificate and is the nominated Principal Certifying Authority (PCA)							
11:10216	Class 2 to 9 Buildings							
11:10217	Up to \$20,000	Per application	3	\$409.09	-	\$40.91	\$450.00	
11:10218	\$20,001 to \$50,000	Per application	3	\$686.36	-	\$68.64	\$755.00	
11:10219	\$50,001 to \$100,000	Per application	3	\$818.18	-	\$81.82	\$900.00	
11:10220	\$100,001 to \$300,000	Per application	3	\$1,090.91	-	\$109.09	\$1,200.00	
11:10221	\$300,001 to \$1,000,000	Per application	3	\$1,636.36	-	\$163.64	\$1,800.00	
11:10222	Over \$1,000,000	Per application	3	10/11 of fee charged	-	1/11 of fee charged	By quote	
11:10223	Inspection over and above the number of inspections in the service agreement (including re-inspection fees)	Per inspection	3	\$136.36	-	\$13.64	\$150.00	
11:10224	Appointment of Central Coast Council Building Certification (CCCBC) as the Principal Certifying Authority (PCA) where CCCBC did not issue the Construction Certificate or Complying Development Certificate	Per certificate	3	10/11 of fee charged	-	1/11 of fee charged	100% of the Construction Certificate or Complying Development Certificate fee PLUS the PCA (inspection) Services fee	

2019-20 Item Number	Description of Fees and Charges	Unit of Measurement	Price Category	2019-20 Central Coast Council Fee	Other Regulatory Fees and Charges	GST @ 10% Remitted to ATO (if applicable)	TOTAL 2019-20 FEE (GST inclusive where applicable)	Regulatory Fees and Charges Paid to
11:10225	Fees for amending a Construction Certificate when a development application is amended by a Section 4.55 formerly a Section 96 application of the Environmental Planning and Assessment Act 1979 (EPAA). The fees for the Construction Certificate are linked to the type of Section 4.55 formerly Section 96 application of the Environmental Planning and Assessment Act 1979 (EPAA), and the classification of the building							
11:10226	Modification Section 4.55(1) formerly Section 96 (1) of the Environmental Planning and Assessment Act 1979 (EPAA) - Council error	Per amendment	5	No charge	-	\$0.00	No charge	
11:10227	Modification Section 4.55(1) formerly Section 96 (1) of the Environmental Planning and Assessment Act 1979 (EPAA) - applicants amendment	Per amendment	3	\$65.00	-	\$0.00	\$65.00	
11:10228	Modification Section 4.55(1A) formerly Section 96 (1A) and (2) of the Environmental Planning and Assessment Act 1979 (EPAA) - class 1 and 10	Per amendment	3	\$160.00	-	\$0.00	\$160.00	
11:10229	Modification Section 4.55(1A) and (2) of the Environmental Planning and Assessment Act 1979 (EPAA) - class 2 to 9	Per amendment	3	\$290.00	-	\$0.00	\$290.00	
11:10230	Fees for amending a Compiling Development Certificate class 1 and 10	Per amendment	3	\$175.00	-	\$0.00	\$175.00	
11:10231	Class 2 to 9	Per amendment	3	\$290.00	-	\$0.00	\$290.00	
11:10232	Separate to the standard fees for construction certificates, compiling development certificates and critical stage inspections. Council may negotiate certification fee packages with commercial clients. Commercial clients are defined as construction companies/builders that undertake significant work either in value (generally over \$500,000) or quantity (generally over 10 developments/year) within the Central Coast Council area. Council's Manager Environment and Certification may waive or reduce fees for certification packages in unique or exceptional circumstances where the fee payable is considered excessive or inappropriate. In all cases, the reduced fee will not be less than the amount required to achieve cost recovery for the work involved.							
11:10233	Fee for Occupation Certificate (or Interim Occupation Certificate) where a construction certificate is not required							
11:10234	Not obtained as part of Construction Certificate							
11:10235	Occupation Certificate Inspection	Per inspection	3	\$159.09	-	\$15.91	\$175.00	
11:10236	Occupation Certificate Re-Inspection	Per inspection	3	\$118.18	-	\$11.82	\$130.00	
11:10237	Boarding house audit inspection fee	Per hour	3	\$165.00	-	\$0.00	\$165.00	
11:10238	Performance solution assessment fee	Per hour	3	\$150.00	-	\$0.00	\$150.00	
11:10239	Bushfire attack level certificate (for Compiling Development Certificate in bushfire prone areas)	Per certificate	3	\$331.82	-	\$33.18	\$365.00	
11:10240	Fee for a Building Information Certificate							
11:10241	Additional fees applicable for unauthorised works in certain circumstances - works completed in previous 24 months and applicant, or the person on whose behalf the application is made, was responsible for the work. Maximum amount payable for application for Development Consent or Compiling Development Consent PLUS maximum amount payable for application for a Construction Certificate. Amounts payable are as per the <i>Environment Planning Acts and Regulations</i>	Per certificate	1	By quote	-	\$0.00	By quote	
11:10242	Residential (Class 1 and 10 and combinations)	Per dwelling	1	\$250.00	-	\$0.00	\$250.00	
11:10243	Any other class of building - not exceeding 200m ²	Per dwelling	1	\$250.00	-	\$0.00	\$250.00	
11:10244	Any other class of building - 201m ² to 2,000m ²	Per dwelling	1	\$250.00 base rate plus \$0.50 for each additional m ² over 200m ²	-	\$0.00	\$250.00 base rate plus \$0.50 for each additional m ² over 200m ²	
11:10245	Any other class of building - exceeding 2,000m ²	Per dwelling	1	\$1,165.00 base rate plus \$0.075 for each additional m ² over 2,000m ²	-	\$0.00	\$1,165.00 base rate plus \$0.075 for each additional m ² over 2,000m ²	
11:10246	Part building - no floor area	Per dwelling	1	\$250.00	-	\$0.00	\$250.00	
11:10247	Fee for a copy of a building certificate	Per document	1	\$13.00	-	\$0.00	\$13.00	
11:10248	Other fees and charges							
11:10249	Wyong LEP Instruments	Per document	4	\$111.00	-	\$0.00	\$111.00	
11:10250	Plus standard photocopying costs	Per document	4	\$56.00	-	\$0.00	\$56.00	
11:10251	Section 94 Contribution Plans							
11:10252	Plus standard photocopying costs							
11:10251	Key iconic development site fee							
11:10252	Based on 60 hours at \$193/hour (excluding GST) for professional staff plus 15 hours at \$397/hour (excluding GST) for senior staff	Per site	3	\$17,546.36	-	\$1,754.64	\$19,301.00	
11:10253	Additional fee beyond first 75 hours - professional staff	Per hour	3	\$194.55	-	\$19.45	\$214.00	
11:10254	Additional fee beyond first 75 hours - senior staff	Per hour	3	\$397.27	-	\$39.73	\$437.00	
11:10255	Lodgement and recording of private Construction Certificate	Per application	1	\$36.00	-	\$0.00	\$36.00	
11:10256	Lodgement and recording of private Occupation Certificate	Per application	1	\$36.00	-	\$0.00	\$36.00	
11:10257	Lodgement and recording of private Compiling Development Certificates	Per application	1	\$36.00	-	\$0.00	\$36.00	
11:10258	Confirmation of commencement of consent where Council is nominated as principal certifying authority.	Per confirmation	4	\$665.00	-	\$0.00	\$665.00	
11:10259	Preliminary review of development proposals to confirm compliance with SEPP (exempt and complying development) Codes 2008. Fee to be deducted from complying development certificate application where lodged with Central Coast Council	Per service	3	\$227.27	-	\$22.73	\$250.00	
11:10260	Amount determined by the Director - the cost of the Minister, Corporation, Department or Director of doing anything referred to in that subsection	Per application	4	By quote	-	\$0.00	By quote	
11:10261	No relevant determination force - 120% of the cost of the Minister, Corporation, Department or Director of doing anything referred to in that subsection	Per application	4	By quote	-	\$0.00	By quote	
11:10262	Building specification booklet	Per document	4	\$18.18	-	\$1.82	\$20.00	
11:10263	Inspection of buildings under the <i>Strata Schemes Development Act 2015</i>	Per inspection	3	\$250.00	-	\$0.00	\$250.00	
11:10264	Moved dwelling inspection fee							
11:10265	Moved Dwelling inspection - Within Central Coast Council Local Government Area	Per inspection	3	\$404.55	-	\$40.45	\$445.00	
11:10266	Moved Dwelling inspection - Adjoining Local Government Areas	Per inspection	3	\$564.55	-	\$56.45	\$621.00	
11:10267	Moved Dwelling inspection - Elsewhere (e.g. Sydney)	Per inspection	3	\$709.09	-	\$70.91	\$780.00	
11:10268	Fee for finalisation of incomplete building applications under the <i>Local Government Act 1919 (prior to 1998)</i>	Per inspection	3	\$243.00	-	\$0.00	\$243.00	

2019-20 Item Number	Description of Fees and Charges	Unit of Measurement	Price Category	2019-20 Central Coast Council Fee	Other Regulatory Fees and Charges	GST @ 10% Remitted to ATO (if applicable)	TOTAL 2019-20 FEE (GST inclusive where applicable)	Regulatory Fees and Charges Paid to
11:10269	Temporary connection to sewer or building site (per <i>IPART Final Determination May 2013</i>)	Per connection	3	\$60.00	-	\$0.00	\$60.00	
11:10270	Lodgement of Notice of Completion for the installation of a relocatable home or associated structure (caravan park)	Per lodgement	4	\$52.50	-	\$0.00	\$52.50	
11:10271	Application for a Certificate of Completion and the inspection of a manufactured home and associated structure (manufactured home estate)	Per application	1	\$65.00	-	\$0.00	\$65.00	
11:10272	Re-inspection required because of non compliance with the regulations at the initial inspection	Per inspection	1	\$59.09	-	\$5.91	\$65.00	
11:10273	Application for a Certificate of Completion and the inspection of an associated structure not included on the Certificate of Completion previously issued for the manufactured home installed on the site (manufactured home estate)	Per application	1	\$32.50	-	\$0.00	\$32.50	
11:10274	Re-inspection required because of non compliance with the regulations at the initial inspection	Per inspection	1	\$32.50	-	\$0.00	\$32.50	
11:10275	Inspection of manufactured home, moveable dwelling and/or associated structure during installation	Per inspection	3	\$204.55	-	\$204.55	\$225.00	
11:10276	Fire safety audit	Per audit	3	\$161.82	-	\$16.18	\$178.00	
11:10277	Lodgement of Annual Fire safety statement	Per lodgement	4	\$57.00	-	\$0.00	\$57.00	
11:10278	Sediment control signs	Per item	4	\$10.91	-	\$1.09	\$12.00	
11:10279	Development Control general administrative costs							
11:10280	Change to recoup research and other costs	Per hour	4	\$120.91	-	\$12.09	\$133.00	
11:10281	Research fee for research officer	Per 15 minutes	4	\$63.64	-	\$6.36	\$70.00	
11:10282	Service fee for providing formal written advice on Exempt Development	Per service	4	\$227.27	-	\$22.73	\$250.00	
12:10000	12. ENVIRONMENT							
12:10001	Biosecurity							
12:10002	Biosecurity inspection - pre-purchase inspection	Per hour or part thereof	2	\$150.00	-	\$0.00	\$150.00	
12:10003	Biosecurity Charge under <i>Biosecurity Act 2015</i> , Section 341, application for permit	Per permit	1	\$720.00	-	\$0.00	\$720.00	
12:10004	Individual Biosecurity Direction	Per hour or part thereof	2	\$150.00	-	\$0.00	\$150.00	
12:10005	Biosecurity - Required actions and recovery of costs for Officer's time at nominated rate (not including any additional costs for control works which are to be recovered at cost)	Per hour or part thereof	2	\$150.00	-	\$0.00	\$150.00	
12:10006	Biosecurity Undertaking for Officer's time at nominated rate (not including any additional costs for control works which are to be recovered at cost)	Per hour or part thereof	2	\$150.00	-	\$0.00	\$150.00	
12:10007	Biosecurity - Authorised officer may take or authorise required actions and recover costs	Per hour or part thereof	2	\$150.00	-	\$0.00	\$150.00	
12:10008	Ecological Data							
12:10009	Vegetation Mapping (ESR) and technical reports (per northern or southern data set)	Per issue	2	\$150.00	-	\$0.00	\$150.00	
13:10000	13. HOLIDAY PARKS							
13:10001	GENERAL FEES APPLYING TO ALL HOLIDAY PARKS							
13:10002	Off - peak accommodation rate for ratepayers, residents and Council staff	Per booking	5	10/11 of fee charged	-	1/11 of fee charged	10% discount on accommodation fees or package deals (does not include additional persons or ancillary fees)	
13:10003	BUDGEWOI HOLIDAY PARK Rates for ensuite, powered and unpowered sites are for two people							
13:10004	Tourist Site - Off-Peak Fees 1 July 2019 to 22 Aug 2019 (Inclusive) 27 April 2020 to 4 June 2020 (Inclusive) 9 June 2020 to 30 June 2020 (Inclusive) Fees paid in full prior to arrival							
13:10005	Ensuite sites							
13:10006	Nightly - mid week - 2 persons	Per night	2	\$40.91	-	\$4.09	\$45.00	
13:10007	Nightly - Fri/Sat - 2 persons	Per night	2	\$45.45	-	\$4.55	\$50.00	
13:10008	Weekly - 2 persons	Per week	2	\$254.55	-	\$25.45	\$280.00	
13:10009	Powered sites							
13:10010	Nightly - mid week - 2 persons	Per night	2	\$27.27	-	\$2.73	\$30.00	
13:10011	Nightly - Fri/Sat - 2 persons	Per night	2	\$31.82	-	\$3.18	\$35.00	
13:10012	Weekly - 2 persons	Per week	2	\$172.73	-	\$17.27	\$190.00	
13:10013	Powered sites - prime							
13:10014	Nightly - mid week - 2 persons	Per night	2	\$29.09	-	\$2.91	\$32.00	
13:10015	Nightly - Fri/Sat - 2 persons	Per night	2	\$33.64	-	\$3.36	\$37.00	
13:10016	Weekly - 2 persons	Per week	2	\$183.64	-	\$18.36	\$202.00	
13:10017	Additional persons - sites							
13:10018	Nightly - additional adult (17 years and over)	Per night	2	\$13.64	-	\$1.36	\$15.00	
13:10019	Nightly - additional child (3 to 16 years)	Per night	2	\$9.09	-	\$0.91	\$10.00	
13:10020	Weekly - additional adult (17 years and over)	Per week	2	\$81.82	-	\$8.18	\$90.00	
13:10021	Weekly - additional child (3 to 16 years)	Per week	2	\$54.55	-	\$5.45	\$60.00	

2019-20 Item Number	Description of Fees and Charges	Unit of Measurement	Price Category	2019-20 Central Coast Council Fee	Other Regulatory Fees and Charges	GST @ 10% Remitted to AT0 (if applicable)	TOTAL 2019-20 FEE (GST inclusive where applicable)	Regulatory Fees and Charges Paid to
13:10022	Tourist Sites - Shoulder Fees 23 Aug 2019 to 26 Sept 2019 (inclusive) 14 Oct 2019 to 5 Dec 2019 (inclusive) 28 Jan 2020 to 8 April 2020 (inclusive) 5 June 2020 to 8 June 2020 (inclusive) Fees are to be paid in full prior to arrival							
	Ensuite sites							
13:10023	Nightly - mid week - 2 persons	Per night	2	\$40.91	-	\$4.09	\$45.00	
13:10024	Nightly - Fri/Sat - 2 persons	Per night	2	\$45.45	-	\$4.55	\$50.00	
13:10025	Weekly - 2 persons	Per week	2	\$254.55	-	\$25.45	\$280.00	
13:10026	Powered sites							
13:10027	Nightly - mid week - 2 persons	Per night	2	\$34.55	-	\$3.45	\$38.00	
13:10028	Nightly - Fri/Sat - 2 persons	Per night	2	\$39.09	-	\$3.91	\$43.00	
13:10029	Weekly - 2 persons	Per week	2	\$216.36	-	\$21.64	\$238.00	
13:10030	Powered sites - prime							
13:10031	Nightly - mid week - 2 persons	Per night	2	\$36.36	-	\$3.64	\$40.00	
13:10032	Nightly - Fri/Sat - 2 persons	Per night	2	\$40.91	-	\$4.09	\$45.00	
13:10033	Weekly - 2 persons	Per week	2	\$227.27	-	\$22.73	\$250.00	
13:10034	Additional persons - sites							
13:10035	Nightly - additional adult (17 years and over)	Per night	2	\$13.64	-	\$1.36	\$15.00	
13:10036	Nightly - additional child (3 to 16 years)	Per night	2	\$9.09	-	\$0.91	\$10.00	
13:10037	Weekly - additional adult (17 years and over)	Per week	2	\$81.82	-	\$8.18	\$90.00	
13:10038	Weekly - additional child (3 to 16 years)	Per week	2	\$54.55	-	\$5.45	\$60.00	
13:10039	Tourist Sites - Peak Fees							
13:10040	27 Sept 2019 to 3 Oct 2019 (inclusive) 8 Oct 2019 to 13 Oct 2019 (inclusive) 6 Dec 2019 to 19 Dec 2019 (inclusive) 13 Jan 2020 to 23 Jan 2020 (inclusive) 14 April 2020 to 26 April 2020 (inclusive) Daily rates apply Fees are to be paid in full prior to arrival							
	Ensuite sites							
13:10041	Nightly - 2 persons	Per night	2	\$50.00	-	\$5.00	\$55.00	
13:10042	Powered sites							
13:10043	Nightly - 2 persons	Per night	2	\$44.55	-	\$4.45	\$49.00	
13:10044	Powered sites - Prime							
13:10045	Nightly - 2 persons	Per night	2	\$48.18	-	\$4.82	\$53.00	
13:10046	Additional persons - sites							
13:10047	Nightly - additional adult (17 years and over)	Per night	2	\$13.64	-	\$1.36	\$15.00	
13:10048	Nightly - additional child (3 to 16 years)	Per night	2	\$9.09	-	\$0.91	\$10.00	
13:10049	Weekly - additional adult (17 years and over)	Per week	2	\$95.45	-	\$9.55	\$105.00	
13:10050	Weekly - additional child (3 to 16 years)	Per week	2	\$63.64	-	\$6.36	\$70.00	
13:10051	Tourist Sites - Premium Peak Fees							
13:10052	4 Oct 2019 to 7 Oct 2019 (inclusive) 20 Dec 2019 to 12 Jan 2020 (inclusive) 24 Jan 2020 to 27 Jan 2020 (inclusive) 9 April 2020 to 13 April 2020 (inclusive) Daily rates apply Fees are to be paid in full prior to arrival							
	Ensuite sites							
13:10053	Nightly - 2 persons	Per night	2	\$59.09	-	\$5.91	\$65.00	
13:10054	Powered sites							
13:10055	Nightly - 2 persons	Per night	2	\$54.55	-	\$5.45	\$60.00	
13:10056	Powered sites - prime							
13:10057	Nightly - 2 persons	Per night	2	\$58.18	-	\$5.82	\$64.00	
13:10058	Additional persons - sites							
13:10059	Nightly - additional adult (17 years and over)	Per night	2	\$13.64	-	\$1.36	\$15.00	
13:10060	Nightly - additional child (3 to 16 years)	Per night	2	\$9.09	-	\$0.91	\$10.00	
13:10061	Weekly - additional adult (17 years and over)	Per week	2	\$95.45	-	\$9.55	\$105.00	
13:10062	Weekly - additional child (3 to 16 years)	Per week	2	\$63.64	-	\$6.36	\$70.00	
13:10063	Cabins - Off-Peak Fees							
13:10064	1 July 2019 to 22 Aug 2019 (inclusive) 27 April 2020 to 4 June 2020 (inclusive) 9 June 2020 to 30 June 2020 (inclusive) Fees paid in full prior to arrival							
	Cabins fees (The rate is up to 4 persons - including linen for 4)							
13:10065	Sheerwater							
13:10066	Nightly - mid week - Garden cabin	Per night	2	\$104.55	-	\$10.45	\$115.00	
13:10067	Nightly - Fri/Sat	Per night	2	\$135.45	-	\$13.55	\$149.00	
13:10068	Weekly	Per week	2	\$689.09	-	\$68.91	\$758.00	
13:10069	Ibis							
13:10070	Nightly - mid week	Per night	2	\$116.36	-	\$11.64	\$128.00	
13:10071	Nightly - Fri/Sat	Per night	2	\$150.91	-	\$15.09	\$166.00	
13:10072	Weekly	Per week	2	\$767.27	-	\$76.73	\$844.00	
13:10073	Lorikeet							
13:10074								

2019-20 Item Number	Description of Fees and Charges	Unit of Measurement	Price Category	2019-20 Central Coast Council Fee	Other Regulatory Fees and Charges	GST @ 10% Remitted to ATO (if applicable)	TOTAL 2019-20 FEE (GST inclusive where applicable)	Regulatory Fees and Charges Paid to
13-10075	Nightly - mid week	Per night	2	\$120.00	-	\$12.00	\$132.00	
13-10076	Nightly - Fri/Sat	Per night	2	\$154.55	-	\$15.45	\$170.00	
13-10077	Weekly	Per week	2	\$789.09	-	\$78.91	\$868.00	
13-10078	Lorikeet Deluxe							
13-10079	Nightly - mid week	Per night	2	\$129.09	-	\$12.91	\$142.00	
13-10080	Nightly - Fri/Sat	Per night	2	\$160.00	-	\$16.00	\$176.00	
13-10081	Weekly	Per week	2	\$636.36	-	\$63.64	\$699.99	
13-10082	Kingfisher							
13-10083	Nightly - mid week	Per night	2	\$133.64	-	\$13.36	\$147.00	
13-10084	Nightly - Fri/Sat	Per night	2	\$170.00	-	\$17.00	\$187.00	
13-10085	Weekly	Per week	2	\$674.55	-	\$67.45	\$742.00	
13-10086	Additional linen hire							
13-10087	Nightly - additional adult (17 years and over)	Per night	2	\$18.18	-	\$1.82	\$20.00	
13-10088	Nightly - additional child (3 to 16 years)	Per night	2	\$13.64	-	\$1.36	\$15.00	
13-10089	Weekly - additional adult (17 years and over)	Per week	2	\$109.09	-	\$10.91	\$120.00	
13-10090	Weekly - additional child (3 to 16 years)	Per week	2	\$81.82	-	\$8.18	\$90.00	
13-10091	Cabins - Shoulder Fees							
	23 Aug 2019 to 26 Sept 2019 (inclusive)							
	14 Oct 2019 to 5 Dec 2019 (inclusive)							
	28 Jan 2020 to 8 April 2020 (inclusive)							
	5 June 2020 to 8 June 2020 (inclusive)							
	Fees are to be paid in full prior to arrival							
13-10092	Cabins fees (The rate is up to 4 persons - including linen for 4)							
13-10093	Sheerwater							
13-10094	Nightly - mid week - Garden cabin	Per night	2	\$123.64	-	\$12.36	\$136.00	
13-10095	Nightly - Fri/Sat	Per night	2	\$183.64	-	\$18.36	\$202.00	
13-10096	Weekly	Per week	2	\$661.82	-	\$66.18	\$728.00	
13-10097	Ibis							
13-10098	Nightly - mid week	Per night	2	\$140.91	-	\$14.09	\$155.00	
13-10099	Nightly - Fri/Sat	Per night	2	\$205.45	-	\$20.55	\$226.00	
13-10100	Weekly	Per week	2	\$974.55	-	\$97.45	\$1,072.00	
13-10101	Lorikeet							
13-10102	Nightly - mid week	Per night	2	\$144.55	-	\$14.45	\$159.00	
13-10103	Nightly - Fri/Sat	Per night	2	\$208.18	-	\$20.82	\$229.00	
13-10104	Weekly	Per week	2	\$994.55	-	\$99.45	\$1,094.00	
13-10105	Lorikeet Deluxe							
13-10106	Nightly - mid week	Per night	2	\$153.64	-	\$15.36	\$169.00	
13-10107	Nightly - Fri/Sat	Per night	2	\$212.73	-	\$21.27	\$234.00	
13-10108	Weekly	Per week	2	\$1,040.00	-	\$104.00	\$1,144.00	
13-10109	Kingfisher							
13-10110	Nightly - mid week	Per night	2	\$160.00	-	\$16.00	\$176.00	
13-10111	Nightly - Fri/Sat	Per night	2	\$229.09	-	\$22.91	\$252.00	
13-10112	Weekly	Per week	2	\$1,098.18	-	\$109.82	\$1,208.00	
13-10113	Additional linen hire							
13-10114	Additional persons - cabins							
13-10115	Nightly - additional adult (17 years and over)	Per night	2	\$18.18	-	\$1.82	\$20.00	
13-10116	Nightly - additional child (3 to 16 years)	Per night	2	\$13.64	-	\$1.36	\$15.00	
13-10117	Weekly - additional adult (17 years and over)	Per week	2	\$109.09	-	\$10.91	\$120.00	
13-10118	Weekly - additional child (3 to 16 years)	Per week	2	\$81.82	-	\$8.18	\$90.00	
13-10119	Cabins - Peak Fees							
	27 Sept 2019 to 3 Oct 2019 (inclusive)							
	8 Oct 2019 to 13 Oct 2019 (inclusive)							
	6 Dec 2019 to 19 Dec 2019 (inclusive)							
	13 Jan 2020 to 23 Jan 2020 (inclusive)							
	14 April 2020 to 26 April 2020 (inclusive)							
	Daily rates apply							
	Fees are to be paid in full prior to arrival							
13-10120	Cabins fees (The rate is up to 4 persons - including linen for 4)							
13-10121	Sheerwater							
13-10122	Nightly - mid week - Garden cabin	Per night	2	\$200.00	-	\$20.00	\$220.00	
13-10123	Nightly - Fri/Sat	Per night	2	\$254.55	-	\$25.45	\$280.00	
13-10124	Ibis							
13-10125	Nightly - mid week	Per night	2	\$210.91	-	\$21.09	\$232.00	
13-10126	Nightly - Fri/Sat	Per night	2	\$265.45	-	\$26.55	\$292.00	
13-10127	Lorikeet							
13-10128	Nightly - mid week	Per night	2	\$221.82	-	\$22.18	\$244.00	
13-10129	Nightly - Fri/Sat	Per night	2	\$270.91	-	\$27.09	\$298.00	

2019-20 Item Number	Description of Fees and Charges	Unit of Measurement	Price Category	2019-20 Central Coast Council Fee	Other Regulatory Fees and Charges	GST @ 10% Remitted to ATO (if applicable)	TOTAL 2019-20 FEE (GST inclusive where applicable)	Regulatory Fees and Charges Paid to
13:10130	Lorikeet Deluxe							
13:10131	Nightly - mid week	Per night	2	\$233.64	-	\$23.36	\$257.00	
13:10132	Nightly - Fri/Sat	Per night	2	\$283.64	-	\$28.36	\$312.00	
13:10133	Kingfisher							
13:10134	Nightly - mid week	Per night	2	\$238.18	-	\$23.82	\$262.00	
13:10135	Nightly - Fri/Sat	Per night	2	\$296.36	-	\$29.64	\$326.00	
13:10136	Additional linen hire							
13:10137	Additional persons - cabins							
13:10138	Nightly - additional adult (17 years and over)	Per night	2	\$18.18	-	\$1.82	\$20.00	
13:10139	Nightly - additional child (3 to 16 years)	Per night	2	\$13.64	-	\$1.36	\$15.00	
13:10140	Weekly - additional adult (17 years and over)	Per week	2	\$127.27	-	\$12.73	\$140.00	
13:10141	Weekly - additional child (3 to 16 years)	Per week	2	\$95.45	-	\$9.55	\$105.00	
13:10142	Cabins - Premium Peak Fees							
	Friday, 4 October 2019 to Monday, 7 October 2019 (inclusive)							
	Friday, 20 December 2019 to Sunday, 12 January 2020 (inclusive)							
	Friday, 24 January 2020 to Monday, 27 January 2020 (inclusive)							
	Thursday, 9 April 2020 to Monday, 13 April 2020 (inclusive)							
	Daily rates apply							
	Fees are to be paid in full prior to arrival							
13:10143	Cabins fees (The rate is up to 4 persons - including linen for 4)							
13:10144	Sheerwater							
13:10145	Nightly - mid week - Garden cabin	Per night	2	\$254.55	-	\$25.45	\$280.00	
13:10146	Nightly - Fri/Sat	Per night	2	\$254.55	-	\$25.45	\$280.00	
13:10147	Ibis							
13:10148	Nightly - mid week	Per night	2	\$265.45	-	\$26.55	\$292.00	
13:10149	Nightly - Fri/Sat	Per night	2	\$265.45	-	\$26.55	\$292.00	
13:10150	Lorikeet							
13:10151	Nightly - mid week	Per night	2	\$270.91	-	\$27.09	\$298.00	
13:10152	Nightly - Fri/Sat	Per night	2	\$270.91	-	\$27.09	\$298.00	
13:10153	Lorikeet Deluxe							
13:10154	Nightly - mid week	Per night	2	\$283.64	-	\$28.36	\$312.00	
13:10155	Nightly - Fri/Sat	Per night	2	\$283.64	-	\$28.36	\$312.00	
13:10156	Kingfisher							
13:10157	Nightly - mid week	Per night	2	\$296.36	-	\$29.64	\$326.00	
13:10158	Nightly - Fri/Sat	Per night	2	\$296.36	-	\$29.64	\$326.00	
13:10159	Additional linen hire							
13:10160	Additional persons - cabins							
13:10161	Nightly - additional adult (17 years and over)	Per night	2	\$18.18	-	\$1.82	\$20.00	
13:10162	Nightly - additional child (3 to 16 years)	Per night	2	\$13.64	-	\$1.36	\$15.00	
13:10163	Weekly - additional adult (17 years and over)	Per week	2	\$127.27	-	\$12.73	\$140.00	
13:10164	Weekly - additional child (3 to 16 years)	Per week	2	\$95.45	-	\$9.55	\$105.00	
13:10165	Permanent residents (2.7% CPI increase)							
	Fees include continuous water							
	Fees exclude electricity supply and unit/usage charges							
	Fees are to be paid in advance on the first day of every fortnight							
13:10166	Storage - Long Term Casual Occupants							
	Fees are to be paid quarterly in advance on the first day of September, December, March and January							
13:10167	Standard							
13:10168	Option 1 - Fee includes 110 days usage within a twelve month period for up to four people per day. This fee also includes continuous water and excludes electricity (usage and service availability charge). Exceeding more than four (4) people will attract fees of \$15 per adult and \$9 per child per day. After using 110 days, the rate is \$25 per day for up to eight (8) people.	Per year	2	\$5,200.00	-	\$0.00	\$5,200.00	
13:10169	Option 2 - Fee includes 180 days usage within a twelve month period for up to eight (8) people per day. This fee also includes continuous water and excludes electricity (usage and service availability charge). Maximum people on site per day is not to exceed eight (8) people.	Per year	2	\$6,000.00	-	\$0.00	\$6,000.00	
13:10170	Prime							
13:10171	Option 1 - Fee includes 110 days usage within a twelve month period for up to four people per day. This fee also includes continuous water and excludes electricity (usage and service availability charge). Exceeding more than four (4) people will attract fees of \$15 per adult and \$9 per child per day. After using 110 days, the rate is \$25 per day for up to eight (8) people.	Per year	2	\$5,900.00	-	\$0.00	\$5,900.00	
13:10172	Option 2 - Fee includes 180 days usage within a twelve month period for up to eight (8) people per day. This fee also includes continuous water and excludes electricity (usage and service availability charge). Maximum people on site per day is not to exceed eight (8) people.	Per year	2	\$6,600.00	-	\$0.00	\$6,600.00	
13:10173	Other fees and charges							
13:10174	Late payment fee Levied on any account that is outstanding 7 days after payment falls due.	Per account	4	\$42.73	-	\$4.27	\$47.00	

2019-20 Item Number	Description of Fees and Charges	Unit of Measurement	Price Category	2019-20 Central Coast Council Fee	Other Regulatory Fees and Charges	GST @ 10% Remitted to ATO (if applicable)	TOTAL 2019-20 FEE (GST inclusive where applicable)	Regulatory Fees and Charges Paid to
13.10175	Late checkout fee							
13.10176	Cabin guests	Per cabin	4	\$40.91		\$4.09	\$45.00	
13.10177	Powered tourist sites							
13.10178	Late checkout up to 2pm	Per site	4	\$16.36		\$1.64	\$18.00	
13.10179	Late checkout up to 5pm	Per site	4	\$20.91		\$2.09	\$23.00	
13.10180	Late checkout after 5pm	Per site	4	10/11 of fee charged		1/11 of fee charged	Nightly tariff	
13.10181	Occupation agreement fee	Per agreement	4	\$47.27		\$4.73	\$52.00	
13.10182	General fee for preparing each new Occupation agreement for storage van owners							
13.10183	16 amp power supply electricity charges	Per quarter	4	10/11 of fee charged		1/11 of fee charged	At cost	
13.10184	20 amp power supply electricity charges	Per quarter	4	10/11 of fee charged		1/11 of fee charged	At cost	
13.10184	Family parks membership	Per year	4	\$37.23		\$3.72	\$40.95	
13.10185	Additional housekeeping (linen, curtains, lounges)	Per cabin	4	\$65.45		\$6.55	\$72.00	
	For when patrons ignore non smoking policy in cabin accommodation. In some circumstances cabins cannot be resold after heavy smokers check out. Due to the limited time to air out the cabin, in this instance the nightly tariff would override the additional housekeeping fee							
13.10186	Additional cleaning (washing / cleaning lounges, linen, carpet)	Per cabin	4	\$37.27		\$3.73	\$41.00	
	For additional cleaning that is required when patrons have pets in pet free accommodation.							
13.10187	Locksmith charges	Per entry	4	10/11 of fee charged		1/11 of fee charged	At cost +15% admin fee	
	For locksmith to gain entry to bad debtors vans, as required by Consumer, Trader, Tenancy, Tribunal.							
13.10188	Local partnership/business - annual fee or \$10.00 per month	Per year	4	\$109.09		\$10.91	\$120.00	
	For local partnership/businesses to be listed on CCHP websites. This also includes a link to their website							
13.10189	Vehicle day use fee (minimum 2 hours)	Per vehicle per hour	4	\$9.09		\$0.91	\$10.00	
	Includes use of amenities and pump out points to dispose of waste from portable toilets in all types of mobile vehicles.							
13.10190	Additional vehicle/boat parking day rate where space is available	Per vehicle/boat per day	4	\$4.55		\$0.45	\$5.00	
13.10191	Additional vehicle/boat parking weekly rate where space is available	Per vehicle/boat per week	4	\$27.27		\$2.73	\$30.00	
13.10192	Additional vehicle/boat parking yearly rate where space is available	Per vehicle/boat per year	4	\$33.82		\$3.38	\$365.00	
13.10193	Off-peak day pass for ratepayers or residents (parking not included)	Per person per day	4	\$7.27		\$0.73	\$8.00	
13.10194	CANTON BEACH HOLIDAY PARK							
	Rates for ensuite, powered and unpowered sites are for two people							
13.10195	Tourist fees - Off-Peak Fees							
	1 July 2019 to 22 Aug 2019 (inclusive)							
	27 April 2020 to 4 June 2020 (inclusive)							
	9 June 2020 to 30 June 2020 (inclusive)							
	Fees are to be paid in full prior to arrival							
13.10196	Ensuite sites							
13.10197	Nightly - mid week - 2 persons	Per night	2	\$40.91		\$4.09	\$45.00	
13.10198	Nightly - Fri/Sat - 2 persons	Per night	2	\$45.45		\$4.55	\$50.00	
13.10199	Weekly - 2 persons	Per week	2	\$254.55		\$25.45	\$280.00	
13.10200	Powered sites							
13.10201	Nightly - mid week - 2 persons	Per night	2	\$27.27		\$2.73	\$30.00	
13.10202	Nightly - Fri/Sat - 2 persons	Per night	2	\$31.82		\$3.18	\$35.00	
13.10203	Weekly - 2 persons	Per week	2	\$172.73		\$17.27	\$190.00	
13.10204	Unpowered sites							
13.10205	Nightly - mid week - 2 persons	Per night	2	\$21.82		\$2.18	\$24.00	
13.10206	Nightly - Fri/Sat - 2 persons	Per night	2	\$25.45		\$2.55	\$28.00	
13.10207	Weekly - 2 persons	Per week	2	\$138.18		\$13.82	\$152.00	
13.10208	Additional persons -sites							
13.10209	Nightly - additional adult (17 years and over)	Per night	2	\$13.64		\$1.36	\$15.00	
13.10210	Nightly - additional child (3 to 16 years)	Per night	2	\$9.09		\$0.91	\$10.00	
13.10211	Weekly - additional adult (17 years and over)	Per week	2	\$81.82		\$8.18	\$90.00	
13.10212	Weekly - additional child (3 to 16 years)	Per week	2	\$54.55		\$5.45	\$60.00	
13.10213	Tourist Sites - Shoulder Fees							
	23 Aug 2019 to 26 Sept 2019 (inclusive)							
	14 Oct 2019 to 5 Dec 2019 (inclusive)							
	28 Jan 2020 to 8 April 2020 (inclusive)							
	5 June 2020 to 8 June 2020 (inclusive)							
	Fees are to be paid in full prior to arrival							
13.10214	Ensuite sites							
13.10215	Nightly - mid week - 2 persons	Per night	2	\$40.91		\$4.09	\$45.00	
13.10216	Nightly - Fri/Sat - 2 persons	Per night	2	\$45.45		\$4.55	\$50.00	
13.10217	Weekly - 2 persons	Per week	2	\$254.55		\$25.45	\$280.00	
13.10218	Powered sites							
13.10219	Nightly - mid week - 2 persons	Per night	2	\$34.55		\$3.45	\$38.00	
13.10220	Nightly - Fri/Sat - 2 persons	Per night	2	\$39.09		\$3.91	\$43.00	
13.10221	Weekly - 2 persons	Per week	2	\$216.36		\$21.64	\$238.00	
13.10222	Unpowered sites							
13.10223	Nightly - mid week - 2 persons	Per night	2	\$28.18		\$2.82	\$31.00	
13.10224	Nightly - Fri/Sat - 2 persons	Per night	2	\$31.82		\$3.18	\$35.00	
13.10225	Weekly - 2 persons	Per week	2	\$176.36		\$17.64	\$194.00	

2019-20 Item Number	Description of Fees and Charges	Unit of Measurement	Price Category	2019-20 Central Coast Council Fee	Other Regulatory Fees and Charges	GST @ 10% Remitted to ATO (if applicable)	TOTAL 2019-20 FEE (GST inclusive where applicable)	Regulatory Fees and Charges Paid to
13.10226	Additional persons - sites							
13.10227	Nightly - additional adult (17 years and over)	Per night	2	\$13.64	-	\$1.36	\$15.00	
13.10228	Nightly - additional child (3 to 16 years)	Per night	2	\$9.09	-	\$0.91	\$10.00	
13.10229	Weekly - additional adult (17 years and over)	Per week	2	\$81.82	-	\$8.18	\$90.00	
13.10230	Weekly - additional child (3 to 16 years)	Per week	2	\$54.55	-	\$5.45	\$60.00	
13.10231	Tourist Sites - Peak Fees 27 Sept 2019 to 3 Oct 2019 (inclusive) 8 Oct 2019 to 13 Oct 2019 (inclusive) 6 Dec 2019 to 19 Dec 2019 (inclusive) 13 Jan 2020 to 23 Jan 2020 (inclusive) 14 April 2020 to 26 April 2020 (inclusive) Daily rates apply Fees are to be paid in full prior to arrival							
13.10232	Ensuite sites							
13.10233	Nightly - 2 persons	Per night	2	\$50.00	-	\$5.00	\$55.00	
13.10234	Powered sites							
13.10235	Nightly - 2 persons	Per night	2	\$44.55	-	\$4.45	\$49.00	
13.10236	Unpowered sites							
13.10237	Nightly - 2 persons	Per night	2	\$36.36	-	\$3.64	\$40.00	
13.10238	Additional persons - sites							
13.10239	Nightly - additional adult (17 years and over)	Per night	2	\$13.64	-	\$1.36	\$15.00	
13.10240	Nightly - additional child (3 to 16 years)	Per night	2	\$9.09	-	\$0.91	\$10.00	
13.10241	Weekly - additional adult (17 years and over)	Per week	2	\$95.45	-	\$9.55	\$105.00	
13.10242	Weekly - additional child (3 to 16 years)	Per week	2	\$63.64	-	\$6.36	\$70.00	
13.10243	Tourist Sites - Premium Peak Fees 4 Oct 2019 to 7 Oct 2019 (inclusive) 20 Dec 2019 to 12 Jan 2020 (inclusive) 24 Jan 2020 to 27 Jan 2020 (inclusive) 9 April 2020 to 13 April 2020 (inclusive) Daily rates apply Fees are to be paid in full prior to arrival							
13.10244	Ensuite sites							
13.10245	Nightly - 2 persons	Per night	2	\$59.09	-	\$5.91	\$65.00	
13.10246	Powered sites							
13.10247	Nightly - 2 persons	Per night	2	\$54.55	-	\$5.45	\$60.00	
13.10248	Unpowered sites							
13.10249	Nightly - 2 persons	Per night	2	\$46.36	-	\$4.64	\$51.00	
13.10250	Additional persons - sites							
13.10251	Nightly - additional adult (17 years and over)	Per night	2	\$13.64	-	\$1.36	\$15.00	
13.10252	Nightly - additional child (3 to 16 years)	Per night	2	\$9.09	-	\$0.91	\$10.00	
13.10253	Weekly - additional adult (17 years and over)	Per week	2	\$95.45	-	\$9.55	\$105.00	
13.10254	Weekly - additional child (3 to 16 years)	Per week	2	\$63.64	-	\$6.36	\$70.00	
13.10255	Cabins - Off-Peak Fees 1 July 2019 to 22 Aug 2019 (inclusive) 27 April 2020 to 4 June 2020 (inclusive) 9 June 2020 to 30 June 2020 (inclusive) Fees paid in full prior to arrival							
13.10256	Cabins fees (The rate is up to 4 persons - including linen for 4)							
13.10257	Jabiru							
13.10258	Nightly - mid week	Per night	2	\$90.00	-	\$9.00	\$99.00	
13.10259	Nightly - Fri/Sat	Per night	2	\$116.36	-	\$11.64	\$128.00	
13.10260	Weekly	Per week	2	\$592.73	-	\$59.27	\$652.00	
13.10261	Osprey							
13.10262	Nightly - mid week	Per night	2	\$106.36	-	\$10.64	\$117.00	
13.10263	Nightly - Fri/Sat	Per night	2	\$140.00	-	\$14.00	\$154.00	
13.10264	Weekly	Per week	2	\$705.45	-	\$70.55	\$776.00	
13.10265	Sandpiper							
13.10266	Nightly - mid week	Per night	2	\$95.45	-	\$9.55	\$105.00	
13.10267	Nightly - Fri/Sat	Per night	2	\$119.09	-	\$11.91	\$131.00	
13.10268	Weekly	Per week	2	\$620.00	-	\$62.00	\$682.00	
13.10269	Shearwater							
13.10270	Nightly - mid week - 2 bedroom cabin with disabled access	Per night	2	\$109.09	-	\$10.91	\$120.00	
13.10271	Nightly - Fri/Sat	Per night	2	\$142.73	-	\$14.27	\$157.00	
13.10272	Weekly	Per week	2	\$721.82	-	\$72.18	\$794.00	
13.10273	Kingfisher							
13.10274	Nightly - mid week - luxury 2 bedroom cabin	Per night	2	\$133.64	-	\$13.36	\$147.00	
13.10275	Nightly - Fri/Sat	Per night	2	\$170.00	-	\$17.00	\$187.00	
13.10276	Weekly	Per week	2	\$874.55	-	\$87.45	\$962.00	
13.10277	Additional persons - cabins							
13.10278	Nightly - additional adult (17 years and over)	Per night	2	\$18.18	-	\$1.82	\$20.00	
13.10279	Nightly - additional child (3 to 16 years)	Per night	2	\$13.64	-	\$1.36	\$15.00	
13.10280	Weekly - additional adult (17 years and over)	Per week	2	\$109.09	-	\$10.91	\$120.00	
13.10281	Weekly - additional child (3 to 16 years)	Per week	2	\$81.82	-	\$8.18	\$90.00	

2019-20 Item Number	Description of Fees and Charges	Unit of Measurement	Price Category	2019-20 Central Coast Council Fee	Other Regulatory Fees and Charges	GST @ 10% Remitted to ATO (if applicable)	TOTAL 2019-20 FEE (GST inclusive where applicable)	Regulatory Fees and Charges Paid to
13.10282	Cabins - Shoulder Fees 23 Aug 2019 to 26 Sept 2019 (inclusive) 14 Oct 2019 to 5 Dec 2019 (inclusive) 28 Jan 2020 to 8 April 2020 (inclusive) 5 June 2020 to 8 June 2020 (inclusive) Fees are to be paid in full prior to arrival							
13.10283	Cabins fees (The rate is up to 4 persons - including linen for 4)							
13.10284	Jabiru							
13.10285	Nightly - mid week	Per night	2	\$106.36	-	\$10.64	\$117.00	
13.10286	Nightly - Fri/Sat	Per night	2	\$153.64	-	\$15.36	\$169.00	
13.10287	Weekly	Per week	2	\$732.73	-	\$73.27	\$806.00	
13.10288	Osprey							
13.10289	Nightly - mid week	Per night	2	\$123.64	-	\$12.36	\$136.00	
13.10290	Nightly - Fri/Sat	Per night	2	\$183.64	-	\$18.36	\$202.00	
13.10291	Weekly	Per week	2	\$861.82	-	\$86.18	\$948.00	
13.10292	Sandpiper							
13.10293	Nightly - mid week	Per night	2	\$118.18	-	\$11.82	\$130.00	
13.10294	Nightly - Fri/Sat	Per night	2	\$170.00	-	\$17.00	\$187.00	
13.10295	Weekly	Per week	2	\$812.73	-	\$81.27	\$894.00	
13.10296	Sheerwater							
13.10297	Nightly - mid week - 2 bedroom cabin with disabled access	Per night	2	\$126.36	-	\$12.64	\$139.00	
13.10298	Nightly - Fri/Sat	Per night	2	\$200.00	-	\$20.00	\$220.00	
13.10299	Weekly	Per week	2	\$905.45	-	\$90.55	\$996.00	
13.10300	Kingfisher							
13.10301	Nightly - mid week - luxury 2 bedroom cabin	Per night	2	\$160.00	-	\$16.00	\$176.00	
13.10302	Nightly - Fri/Sat	Per night	2	\$229.09	-	\$22.91	\$252.00	
13.10303	Weekly	Per week	2	\$1,098.18	-	\$109.82	\$1,208.00	
13.10304	Additional persons - cabins							
13.10305	Nightly - additional adult (17 years and over)	Per night	2	\$18.18	-	\$1.82	\$20.00	
13.10306	Nightly - additional child (3 to 16 years)	Per night	2	\$13.64	-	\$1.36	\$15.00	
13.10307	Weekly - additional adult (17 years and over)	Per week	2	\$109.09	-	\$10.91	\$120.00	
13.10308	Weekly - additional child (3 to 16 years)	Per week	2	\$81.82	-	\$8.18	\$90.00	
13.10309	Cabins - Peak Fees 27 Sept 2019 to 3 Oct 2019 (inclusive) 8 Oct 2019 to 13 Oct 2019 (inclusive) 6 Dec 2019 to 19 Dec 2019 (inclusive) 13 Jan 2020 to 23 Jan 2020 (inclusive) 14 April 2020 to 26 April 2020 (inclusive) Daily rates apply Fees are to be paid in full prior to arrival							
13.10310	Cabins fees (The rate is up to 4 persons - including linen for 4)							
13.10311	Jabiru							
13.10312	Nightly - mid week	Per night	2	\$140.91	-	\$14.09	\$155.00	
13.10313	Nightly - Fri/Sat	Per night	2	\$174.55	-	\$17.45	\$192.00	
13.10314	Osprey							
13.10315	Nightly - mid week	Per night	2	\$200.91	-	\$20.09	\$221.00	
13.10316	Nightly - Fri/Sat	Per night	2	\$250.91	-	\$25.09	\$276.00	
13.10317	Sandpiper							
13.10318	Nightly - mid week	Per night	2	\$158.18	-	\$15.82	\$174.00	
13.10319	Nightly - Fri/Sat	Per night	2	\$197.27	-	\$19.73	\$217.00	
13.10320	Sheerwater							
13.10321	Nightly - mid week - 2 bedroom cabin with disabled access	Per night	2	\$209.09	-	\$20.91	\$230.00	
13.10322	Nightly - Fri/Sat	Per night	2	\$263.64	-	\$26.36	\$290.00	
13.10323	Kingfisher							
13.10324	Nightly - mid week - luxury 2 bedroom cabin	Per night	2	\$234.55	-	\$23.45	\$258.00	
13.10325	Nightly - Fri/Sat	Per night	2	\$296.36	-	\$29.64	\$326.00	
13.10326	Additional persons - cabins							
13.10327	Nightly - additional adult (17 years and over)	Per night	2	\$18.18	-	\$1.82	\$20.00	
13.10328	Nightly - additional child (3 to 16 years)	Per night	2	\$13.64	-	\$1.36	\$15.00	
13.10329	Weekly - additional adult (17 years and over)	Per week	2	\$127.27	-	\$12.73	\$140.00	
13.10330	Weekly - additional child (3 to 16 years)	Per week	2	\$95.45	-	\$9.55	\$105.00	

2019-20 Item Number	Description of Fees and Charges	Unit of Measurement	Price Category	2019-20 Central Coast Council Fee	Other Regulatory Fees and Charges	GST @ 10% Remitted to ATO (if applicable)	TOTAL 2019-20 FEE (GST inclusive where applicable)	Regulatory Fees and Charges Paid to
13:10331	Cabins - Premium Peak Fees Friday, 4 October 2019 to Monday, 7 October 2019 (inclusive) Friday, 20 December 2019 to Sunday, 12 January 2020 (inclusive) Friday, 24 January 2020 to Monday, 27 January 2020 (inclusive) Thursday, 9 April 2020 to Monday, 13 April 2020 (inclusive) Daily rates apply Fees are to be paid in full prior to arrival							
13:10332	Cabins fees (The rate is up to 4 persons - including linen for 4)							
13:10333	Jabiru							
13:10334	Nightly - mid week	Per night	2	\$174.55		\$17.45	\$192.00	
13:10335	Nightly - Fri/Sat	Per night	2	\$174.55		\$17.45	\$192.00	
13:10336	Osprey							
13:10337	Nightly - mid week	Per night	2	\$250.91		\$25.09	\$276.00	
13:10338	Nightly - Fri/Sat	Per night	2	\$250.91		\$25.09	\$276.00	
13:10339	Sandpiper							
13:10340	Nightly - mid week	Per night	2	\$197.27		\$19.73	\$217.00	
13:10341	Nightly - Fri/Sat	Per night	2	\$197.27		\$19.73	\$217.00	
13:10342	Sheerwater							
13:10343	Nightly - mid week - 2 bedroom cabin with disabled access	Per night	2	\$263.64		\$26.36	\$290.00	
13:10344	Nightly - Fri/Sat	Per night	2	\$263.64		\$26.36	\$290.00	
13:10345	Kingfisher							
13:10346	Nightly - mid week - luxury 2 bedroom cabin	Per night	2	\$296.36		\$29.64	\$326.00	
13:10347	Nightly - Fri/Sat	Per night	2	\$296.36		\$29.64	\$326.00	
13:10348	Additional persons - cabins							
13:10349	Nightly - additional adult (17 years and over)	Per night	2	\$18.18		\$1.82	\$20.00	
13:10350	Nightly - additional child (3 to 16 years)	Per night	2	\$13.64		\$1.36	\$15.00	
13:10351	Weekly - additional adult (17 years and over)	Per week	2	\$127.27		\$12.73	\$140.00	
13:10352	Weekly - additional child (3 to 16 years)	Per week	2	\$95.45		\$9.55	\$105.00	
13:10353	Permanent residents (2.7% CPI increase) Fees include continuous water Fees exclude electricity supply and unit/usage charges Fees are to be paid in advance on the first day of every fortnight							
13:10354	Storage - Long Term Casual Occupants Fees are to be paid quarterly in advance on the first day of September, December, March and January							
13:10355	Standard							
13:10356	Option 1 Fee includes 110 days usage within a twelve month period for up to four people per day. This fee also includes continuous water and excludes electricity (usage and service availability charge). Exceeding more than four (4) people will attract fees of \$15 per adult and \$9 per child per day. After using 110 days, the rate is \$25 per day for up to eight (8) people.	Per year	2	\$5,200.00		\$0.00	\$5,200.00	
13:10357	Option 2 Fee includes 180 days usage within a twelve month period for up to eight (8) people per day. This fee also includes continuous water and excludes electricity (usage and service availability charge). Maximum people on site per day is not to exceed eight (8) people.	Per year	2	\$6,000.00		\$0.00	\$6,000.00	
13:10358	Other fees and charges							
13:10359	Late payment fee Late payment fee of \$47 will be levied on any account that is outstanding 7 days after payment falls due.	Per account	4	\$42.73		\$4.27	\$47.00	
13:10360	Late checkout fee							
13:10361	Cabin guests	Per cabin	4	\$40.91		\$4.09	\$45.00	
13:10362	Powered tourist sites							
13:10363	Late checkout up to 2pm	Per site	4	\$16.36		\$1.64	\$18.00	
13:10364	Late checkout up to 5pm	Per site	4	\$20.91		\$2.09	\$23.00	
13:10365	Late checkout after 5pm	Per site	4	10/11 of fee charged		1/11 of fee charged	Nightly tariff	
13:10366	16 amp power supply electricity charges	Per quarter	4	10/11 of fee charged		1/11 of fee charged	At cost	
13:10367	20 amp power supply electricity charges	Per quarter	4	10/11 of fee charged		1/11 of fee charged	At cost	
13:10368	Family parks membership	Per year	4	\$37.23		\$3.72	\$40.95	
13:10369	Occupation agreement fee General fee for preparing each new Occupation agreement for storage van owners.	Per agreement	4	\$47.27		\$4.73	\$52.00	
13:10370	Additional housekeeping (linen, curtains, lounges) For when patrons ignore non smoking policy in cabin accommodation. In some circumstances cabins cannot be resod after heavy smokers check out, due to the limited time to air out the cabin, in this instance the nightly tariff would override the additional housekeeping fee.	Per cabin	4	\$65.45		\$6.55	\$72.00	
13:10371	Additional cleaning (washing / cleaning lounges, linen, carpet) <i>For additional cleaning that is required when patrons have pets in pet free accommodation.</i>	Per cabin	4	\$37.27		\$3.73	\$41.00	
13:10372	Locksmith charges <i>For locksmith to gain entry to bar debtors vans, as required by Consumer, Trader, Tenancy, Tribunal.</i>	Per entry	4	10/11 of fee charged		1/11 of fee charged	At cost +15% admin fee	
13:10373	Local partnership/business - Annual fee of \$10.00 per month For local partnerships/businesses to be listed on CCHP websites. This also includes a link to their website	Per year	4	\$109.09		\$10.91	\$120.00	
13:10374	Vehicle day use fee (minimum 2 hours) <i>Includes use of amenities and pump out points to dispose of waste from portable toilets in all types of mobile vehicles.</i>	Per vehicle per hour	4	\$9.09		\$0.91	\$10.00	
13:10375	Additional vehicle/boat parking day rate where space is available	Per vehicle/boat per day	4	\$4.55		\$0.45	\$5.00	
13:10376	Additional vehicle/boat parking weekly rate where space is available	Per vehicle/boat per week	4	\$27.27		\$2.73	\$30.00	
13:10377	Additional vehicle/boat parking yearly rate where space is available	Per vehicle/boat per year	4	\$331.82		\$33.18	\$365.00	
13:10378	Off-peak day pass for ratepayers or residents (parking not included)	Per person per day	4	\$7.27		\$0.73	\$8.00	

2019-20 Item Number	Description of Fees and Charges	Unit of Measurement	Price Category	2019-20 Central Coast Council Fee	Other Regulatory Fees and Charges	GST @ 10% Remitted to ATO (if applicable)	TOTAL 2019-20 FEE (GST inclusive where applicable)	Regulatory Fees and Charges Paid to
13-10379	NORAH HEAD HOLIDAY PARK Rates for ensuite, powered and unpowered sites are for two people							
13-10380	Tourist fees - Off-Peak Fees 1 July 2019 to 22 Aug 2019 (inclusive) 27 April 2020 to 4 June 2020 (inclusive) 9 June 2020 to 30 June 2020 (inclusive) Fees are to be paid in full prior to arrival							
13-10381	Ensuite sites							
13-10382	Nightly - mid week - 2 persons	Per night	2	\$40.91		\$4.09	\$45.00	
13-10383	Nightly - Fri/Sat - 2 persons	Per night	2	\$45.45		\$4.55	\$50.00	
13-10384	Weekly - 2 persons	Per week	2	\$254.55		\$25.45	\$280.00	
13-10385	Powered sites - Standard							
13-10386	Nightly - mid week - 2 persons	Per night	2	\$27.27		\$2.73	\$30.00	
13-10387	Nightly - Fri/Sat - 2 persons	Per night	2	\$31.82		\$3.18	\$35.00	
13-10388	Weekly - 2 persons	Per week	2	\$172.73		\$17.27	\$190.00	
13-10389	Powered sites - prime							
13-10390	Nightly - mid week - 2 persons	Per night	2	\$25.09		\$2.51	\$27.60	
13-10391	Nightly - Fri/Sat - 2 persons	Per night	2	\$33.64		\$3.36	\$37.00	
13-10392	Weekly - 2 persons	Per week	2	\$183.64		\$18.36	\$202.00	
13-10393	Unpowered sites							
13-10394	Nightly - mid week - 2 persons	Per night	2	\$21.82		\$2.18	\$24.00	
13-10395	Nightly - Fri/Sat - 2 persons	Per night	2	\$25.45		\$2.55	\$28.00	
13-10396	Weekly - 2 persons	Per week	2	\$138.18		\$13.82	\$152.00	
13-10397	Additional person - sites							
13-10398	Nightly - additional adult (17 years and over)	Per night	2	\$13.64		\$1.36	\$15.00	
13-10399	Nightly - additional child (3 to 16 years)	Per night	2	\$9.09		\$0.91	\$10.00	
13-10400	Weekly - additional adult (17 years and over)	Per week	2	\$81.82		\$8.18	\$90.00	
13-10401	Weekly - additional child (3 to 16 years)	Per week	2	\$54.55		\$5.45	\$60.00	
13-10402	Tourist Sites - Shoulder Fees 23 Aug 2019 to 26 Sept 2019 (inclusive) 14 Oct 2019 to 5 Dec 2019 (inclusive) 28 Jan 2020 to 8 April 2020 (inclusive) 5 June 2020 to 8 June 2020 (inclusive) Fees are to be paid in full prior to arrival							
13-10403	Ensuite sites							
13-10404	Nightly - mid week - 2 persons	Per night	2	\$50.00		\$5.00	\$55.00	
13-10405	Nightly - Fri/Sat - 2 persons	Per night	2	\$59.09		\$5.91	\$65.00	
13-10406	Weekly - 2 persons	Per week	2	\$318.18		\$31.82	\$350.00	
13-10407	Powered sites - Standard							
13-10408	Nightly - mid week - 2 persons	Per night	2	\$38.18		\$3.82	\$42.00	
13-10409	Nightly - Fri/Sat - 2 persons	Per night	2	\$42.73		\$4.27	\$47.00	
13-10410	Weekly - 2 persons	Per week	2	\$238.18		\$23.82	\$262.00	
13-10411	Powered sites - prime							
13-10412	Nightly - mid week - 2 persons	Per night	2	\$40.91		\$4.09	\$45.00	
13-10413	Nightly - Fri/Sat - 2 persons	Per night	2	\$45.45		\$4.55	\$50.00	
13-10414	Weekly - 2 persons	Per week	2	\$254.55		\$25.45	\$280.00	
13-10415	Unpowered sites							
13-10416	Nightly - mid week - 2 persons	Per night	2	\$27.27		\$2.73	\$30.00	
13-10417	Nightly - Fri/Sat - 2 persons	Per night	2	\$38.18		\$3.82	\$42.00	
13-10418	Weekly - 2 persons	Per week	2	\$185.45		\$18.55	\$204.00	
13-10419	Additional person - sites							
13-10420	Nightly - additional adult (17 years and over)	Per night	2	\$13.64		\$1.36	\$15.00	
13-10421	Nightly - additional child (3 to 16 years)	Per night	2	\$9.09		\$0.91	\$10.00	
13-10422	Weekly - additional adult (17 years and over)	Per week	2	\$81.82		\$8.18	\$90.00	
13-10423	Weekly - additional child (3 to 16 years)	Per week	2	\$54.55		\$5.45	\$60.00	
13-10424	Tourist Sites - Peak Fees 27 Sept 2019 to 3 Oct 2019 (inclusive) 8 Oct 2019 to 13 Oct 2019 (inclusive) 6 Dec 2019 to 19 Dec 2019 (inclusive) 13 Jan 2020 to 23 Jan 2020 (inclusive) 14 April 2020 to 26 April 2020 (inclusive) Daily rates apply Fees are to be paid in full prior to arrival							
13-10425	Ensuite sites							
13-10426	Nightly - 2 persons	Per night	2	\$81.82		\$8.18	\$90.00	
13-10427	Powered sites - Standard							
13-10428	Nightly - 2 persons	Per night	2	\$61.82		\$6.18	\$68.00	

2019-20 Item Number	Description of Fees and Charges	Unit of Measurement	Price Category	2019-20 Central Coast Council Fee	Other Regulatory Fees and Charges	GST @ 10% Remitted to ATO (if applicable)	TOTAL 2019-20 FEE (GST inclusive where applicable)	Regulatory Fees and Charges Paid to
13.10429	Powered sites - prime							
13.10430	Nightly - 2 persons	Per night	2	\$68.18	-	\$6.82	\$75.00	
13.10431	Unpowered sites							
13.10432	Nightly - 2 persons	Per night	2	\$49.09	-	\$4.91	\$54.00	
13.10433	Additional person - sites							
13.10434	Nightly - additional adult (17 years and over)	Per night	2	\$13.64	-	\$1.36	\$15.00	
13.10435	Nightly - additional child (3 to 16 years)	Per night	2	\$9.09	-	\$0.91	\$10.00	
13.10436	Weekly - additional adult (17 years and over)	Per week	2	\$95.45	-	\$9.55	\$105.00	
13.10437	Weekly - additional child (3 to 16 years)	Per week	2	\$63.64	-	\$6.36	\$70.00	
13.10438	Tourist Sites - Premium Peak Fees							
	4 Oct 2019 to 7 Oct 2019 (inclusive)							
	20 Dec 2019 to 12 Jan 2020 (inclusive)							
	24 Jan 2020 to 27 Jan 2020 (inclusive)							
	9 April 2020 to 13 April 2020 (inclusive)							
	Daily rates apply							
	Fees are to be paid in full prior to arrival							
	Ensuite sites							
13.10439	Nightly - 2 persons	Per night	2	\$86.36	-	\$8.64	\$95.00	
13.10440	Nightly - 2 persons	Per night	2	\$86.36	-	\$8.64	\$95.00	
13.10441	Powered sites - Standard							
13.10442	Nightly - 2 persons	Per night	2	\$66.36	-	\$6.64	\$73.00	
13.10443	Powered sites - prime							
13.10444	Nightly - 2 persons	Per night	2	\$71.82	-	\$7.18	\$79.00	
13.10445	Unpowered sites							
13.10446	Nightly - 2 persons	Per night	2	\$54.55	-	\$5.45	\$60.00	
13.10447	Additional person - sites							
13.10448	Nightly - additional adult (17 years and over)	Per night	2	\$13.64	-	\$1.36	\$15.00	
13.10449	Nightly - additional child (3 to 16 years)	Per night	2	\$9.09	-	\$0.91	\$10.00	
13.10450	Weekly - additional adult (17 years and over)	Per week	2	\$95.45	-	\$9.55	\$105.00	
13.10451	Weekly - additional child (3 to 16 years)	Per week	2	\$63.64	-	\$6.36	\$70.00	
13.10452	Cabins - Off-Peak Fees							
	1 July 2019 to 22 Aug 2019 (inclusive)							
	27 April 2020 to 4 June 2020 (inclusive)							
	9 June 2020 to 30 June 2020 (inclusive)							
	Fees paid in full prior to arrival							
	Cabins fees (The rate is up to 4 persons - including linen for 4)							
13.10453	Bunkhouse - 2 to 4 persons							
13.10454	Nightly - mid week	Per night	2	\$60.00	-	\$6.00	\$66.00	
13.10455	Nightly - Fri/Sat	Per night	2	\$81.82	-	\$8.18	\$90.00	
13.10456	Weekly	Per week	2	\$403.64	-	\$40.36	\$444.00	
13.10457	Jabiru							
13.10458	Nightly - mid week	Per night	2	\$91.82	-	\$9.18	\$101.00	
13.10459	Nightly - Fri/Sat	Per night	2	\$123.64	-	\$12.36	\$136.00	
13.10460	Weekly	Per week	2	\$614.55	-	\$61.45	\$676.00	
13.10461	Pelican/Osprey							
13.10462	Nightly - mid week	Per night	2	\$110.00	-	\$11.00	\$121.00	
13.10463	Nightly - Fri/Sat	Per night	2	\$151.82	-	\$15.18	\$167.00	
13.10464	Weekly	Per week	2	\$743.64	-	\$74.36	\$818.00	
13.10465	Sandpiper * includes linen for 2 persons							
13.10466	Nightly - mid week	Per night	2	\$100.91	-	\$10.09	\$111.00	
13.10467	Nightly - Fri/Sat	Per night	2	\$141.82	-	\$14.18	\$156.00	
13.10468	Weekly	Per week	2	\$687.27	-	\$68.73	\$756.00	
13.10469	Sheerwater/Seagull							
13.10470	Nightly - mid week	Per night	2	\$111.82	-	\$11.18	\$123.00	
13.10471	Nightly - Fri/Sat	Per night	2	\$151.82	-	\$15.18	\$167.00	
13.10472	Weekly	Per week	2	\$750.91	-	\$75.09	\$826.00	
13.10473	Kingfisher							
13.10474	Nightly - mid week	Per night	2	\$135.18	-	\$13.52	\$148.70	
13.10475	Nightly - Fri/Sat	Per night	2	\$183.64	-	\$18.36	\$202.00	
13.10476	Weekly	Per week	2	\$920.00	-	\$92.00	\$1,012.00	
13.10477	Additional person - cabins							
13.10478	Nightly - additional adult (17 years and over)	Per night	2	\$18.18	-	\$1.82	\$20.00	
13.10479	Nightly - additional child (3 to 16 years)	Per night	2	\$13.64	-	\$1.36	\$15.00	
13.10480	Weekly - additional adult (17 years and over)	Per week	2	\$109.09	-	\$10.91	\$120.00	
13.10481	Weekly - additional child (3 to 16 years)	Per week	2	\$81.82	-	\$8.18	\$90.00	

2019-20 Item Number	Description of Fees and Charges	Unit of Measurement	Price Category	2019-20 Central Coast Council Fee	Other Regulatory Fees and Charges	GST @ 10% Remitted to ATO (if applicable)	TOTAL 2019-20 FEE (GST inclusive where applicable)	Regulatory Fees and Charges Paid to
13.10483	Cabins - Shoulder Fees 23 Aug 2019 to 26 Sept 2019 (inclusive) 14 Oct 2019 to 5 Dec 2019 (inclusive) 28 Jan 2020 to 8 April 2020 (inclusive) 5 June 2020 to 8 June 2020 (inclusive) Fees are to be paid in full prior to arrival							
13.10484	Cabins fees (The rate is up to 4 persons - including linen for 4)							
13.10485	Bunkhouse - 2 to 4 persons							
13.10486	Nightly - mid week	Per night	2	\$73.64	-	\$7.36	\$61.00	
13.10487	Nightly - Fri/Sat	Per night	2	\$110.91	-	\$11.09	\$122.00	
13.10488	Weekly	Per week	2	\$516.36	-	\$51.64	\$568.00	
13.10489	Jabiru							
13.10490	Nightly - mid week	Per night	2	\$110.00	-	\$11.00	\$121.00	
13.10491	Nightly - Fri/Sat	Per night	2	\$160.91	-	\$16.09	\$177.00	
13.10492	Weekly	Per week	2	\$761.82	-	\$76.18	\$838.00	
13.10493	Pelican/Osprey							
13.10494	Nightly - mid week	Per night	2	\$130.91	-	\$13.09	\$144.00	
13.10495	Nightly - Fri/Sat	Per night	2	\$193.64	-	\$19.36	\$213.00	
13.10496	Weekly	Per week	2	\$910.91	-	\$91.09	\$1,002.00	
13.10497	Sandpiper * Includes linen for 2 persons							
13.10498	Nightly - mid week	Per night	2	\$128.18	-	\$12.82	\$141.00	
13.10499	Nightly - Fri/Sat	Per night	2	\$191.82	-	\$19.18	\$211.00	
13.10500	Weekly	Per week	2	\$696.36	-	\$69.64	\$866.00	
13.10501	Shearwater/Seagull							
13.10502	Nightly - mid week	Per night	2	\$140.00	-	\$14.00	\$154.00	
13.10503	Nightly - Fri/Sat	Per night	2	\$210.91	-	\$21.09	\$232.00	
13.10504	Weekly	Per week	2	\$981.82	-	\$98.18	\$1,080.00	
13.10505	Kingfisher							
13.10506	Nightly - mid week	Per night	2	\$164.55	-	\$16.45	\$181.00	
13.10507	Nightly - Fri/Sat	Per night	2	\$251.82	-	\$25.18	\$277.00	
13.10508	Weekly	Per week	2	\$1,161.82	-	\$116.18	\$1,278.00	
13.10509	Additional person - cabins							
13.10510	Nightly - additional adult (17 years and over)	Per night	2	\$18.18	-	\$1.82	\$20.00	
13.10511	Nightly - additional child (3 to 16 years)	Per night	2	\$13.64	-	\$1.36	\$15.00	
13.10512	Weekly - additional adult (17 years and over)	Per week	2	\$109.09	-	\$10.91	\$120.00	
13.10513	Weekly - additional child (3 to 16 years)	Per week	2	\$81.82	-	\$8.18	\$90.00	
13.10514	Cabins - Peak Fees 27 Sept 2019 to 3 Oct 2019 (inclusive) 8 Oct 2019 to 13 Oct 2019 (inclusive) 6 Dec 2019 to 19 Dec 2019 (inclusive) 13 Jan 2020 to 23 Jan 2020 (inclusive) 14 April 2020 to 26 April 2020 (inclusive) Daily rates apply Fees are to be paid in full prior to arrival							
13.10515	Cabins fees (The rate is up to 4 persons. Including linen for 4)							
13.10516	Bunkhouse - 2 to 4 persons							
13.10517	Nightly - mid week	Per night	2	\$132.73	-	\$13.27	\$146.00	
13.10518	Nightly - Fri/Sat	Per night	2	\$132.73	-	\$13.27	\$146.00	
13.10519	Jabiru							
13.10520	Nightly - mid week	Per night	2	\$182.73	-	\$18.27	\$201.00	
13.10521	Nightly - Fri/Sat	Per night	2	\$182.73	-	\$18.27	\$201.00	
13.10522	Pelican/Osprey							
13.10523	Nightly - mid week	Per night	2	\$258.82	-	\$25.82	\$284.00	
13.10524	Nightly - Fri/Sat	Per night	2	\$258.18	-	\$25.82	\$284.00	
13.10525	Sandpiper * Includes linen for 2 persons							
13.10526	Nightly - mid week	Per night	2	\$208.18	-	\$20.82	\$229.00	
13.10527	Nightly - Fri/Sat	Per night	2	\$208.18	-	\$20.82	\$229.00	
13.10528	Shearwater/Seagull							
13.10529	Nightly - mid week	Per night	2	\$272.73	-	\$27.27	\$300.00	
13.10530	Nightly - Fri/Sat	Per night	2	\$272.73	-	\$27.27	\$300.00	
13.10531	Kingfisher							
13.10532	Nightly - mid week	Per night	2	\$314.55	-	\$31.45	\$346.00	
13.10533	Nightly - Fri/Sat	Per night	2	\$314.55	-	\$31.45	\$346.00	
13.10534	Additional person - cabins							
13.10535	Nightly - additional adult (17 years and over)	Per night	2	\$18.18	-	\$1.82	\$20.00	
13.10536	Nightly - additional child (3 to 16 years)	Per night	2	\$13.64	-	\$1.36	\$15.00	
13.10537	Weekly - additional adult (17 years and over)	Per week	2	\$127.27	-	\$12.73	\$140.00	
13.10538	Weekly - additional child (3 to 16 years)	Per week	2	\$95.45	-	\$9.55	\$105.00	

2019-20 Item Number	Description of Fees and Charges	Unit of Measurement	Price Category	2019-20 Central Coast Council Fee	Other Regulatory Fees and Charges	GST @ 10% Remitted to ATO (if applicable)	TOTAL 2019-20 FEE (GST inclusive where applicable)	Regulatory Fees and Charges Paid to
13.10539	Cabins - Premium Peak Fees Friday, 4 October 2019 to Monday, 7 October 2019 (inclusive) Friday, 20 December 2019 to Sunday, 12 January 2020 (inclusive) Friday, 24 January 2020 to Monday, 27 January 2020 (inclusive) Thursday, 9 April 2020 to Monday, 13 April 2020 (inclusive) Daily rates apply Fees are to be paid in full prior to arrival							
13.10540	Cabins fees (The rate is up to 4 persons. Including linen for 4)							
13.10541	Bunkhouse - 2 to 4 persons							
13.10542	Nightly - mid week	Per night	2	\$132.73		\$13.27	\$146.00	
13.10543	Nightly - Fri/Sat	Per night	2	\$132.73		\$13.27	\$146.00	
13.10544	Jabiru							
13.10545	Nightly - mid week	Per night	2	\$182.73		\$18.27	\$201.00	
13.10546	Nightly - Fri/Sat	Per night	2	\$182.73		\$18.27	\$201.00	
13.10547	Pelican/Osprey							
13.10548	Nightly - mid week	Per night	2	\$258.18		\$25.82	\$284.00	
13.10549	Nightly - Fri/Sat	Per night	2	\$258.18		\$25.82	\$284.00	
13.10550	Sandpiper * includes linen for 2 persons							
13.10551	Nightly - mid week	Per night	2	\$208.18		\$20.82	\$229.00	
13.10552	Nightly - Fri/Sat	Per night	2	\$208.18		\$20.82	\$229.00	
13.10553	Shearwater/Seagull							
13.10554	Nightly - mid week	Per night	2	\$272.73		\$27.27	\$300.00	
13.10555	Nightly - Fri/Sat	Per night	2	\$272.73		\$27.27	\$300.00	
13.10556	Kingfisher							
13.10557	Nightly - mid week	Per night	2	\$314.55		\$31.45	\$346.00	
13.10558	Nightly - Fri/Sat	Per night	2	\$314.55		\$31.45	\$346.00	
13.10559	Additional person - cabins							
13.10560	Nightly - additional adult (17 years and over)	Per night	2	\$18.18		\$1.82	\$20.00	
13.10561	Nightly - additional child (3 to 16 years)	Per night	2	\$13.64		\$1.36	\$15.00	
13.10562	Weekly - additional adult (17 years and over)	Per week	2	\$127.27		\$12.73	\$140.00	
13.10563	Weekly - additional child (3 to 16 years)	Per week	2	\$95.45		\$9.55	\$105.00	
13.10564	Permanent residents (2.7% CPI increase) Fees include continuous water Fees exclude electricity supply and unit/usage charges Fees are to be paid in advance on the first day of every fortnight							
13.10565	Storage - Long Term Casual Occupants Fees are to be paid quarterly in advance on the first day of September, December, March and January							
13.10566	Standard							
13.10567	Option 1 Fee includes 110 days usage within a twelve month period for up to four people per day. This fee also includes continuous water and excludes electricity (usage and service availability charge). Exceeding more than four (4) people will attract fees of \$15 per adult and \$9 per child per day. After using 110 days, the rate is \$25 per day for up to eight (8) people.	Per year	2	\$5,400.00		\$0.00	\$5,400.00	
13.10568	Option 2 Fee includes 180 days usage within a twelve month period for up to eight (8) people per day. This fee also includes continuous water and excludes electricity (usage and service availability charge). Maximum people on site per day is not to exceed eight (8) people.	Per year	2	\$6,200.00		\$0.00	\$6,200.00	
13.10569	Other fees and charges							
13.10570	Late payment fee Late payment fee of \$47 will be levied on any account that is outstanding 7 days after payment falls due.	Per account	4	\$42.73		\$4.27	\$47.00	
13.10571	Late checkout fee							
13.10572	Cabin guests	Per cabin	4	\$40.91		\$4.09	\$45.00	
13.10573	Powered tourist sites							
13.10574	Late checkout up to 2pm	Per site	4	\$16.36		\$1.64	\$18.00	
13.10575	Late checkout up to 5pm	Per site	4	\$20.91		\$2.09	\$23.00	
13.10576	Late checkout after 5pm	Per site	4	10/11 of fee charged		1/11 of fee charged	Nightly tariff	
13.10577	16 amp power supply electricity charges	Per quarter	4	10/11 of fee charged		1/11 of fee charged	At cost	
13.10578	20 amp power supply electricity charges	Per quarter	4	10/11 of fee charged		1/11 of fee charged	At cost	
13.10579	Top tourist parks membership	Per year	4	\$33.05		\$3.30	\$36.35	
13.10580	Occupation agreement fee General fee for preparing each new Occupation agreement for storage van owners.	Per agreement	4	\$47.27		\$4.73	\$52.00	
13.10581	Additional housekeeping (linen, curtains, lounges) For when patrons ignore non smoking policy in cabin accommodation. In some circumstances cabins cannot be resod after heavy smokers check out, due to the limited time to air out the cabin, in this instance the nightly tariff would override the additional housekeeping fee.	Per cabin	4	\$65.45		\$6.55	\$72.00	
13.10582	Additional cleaning (washing / cleaning lounges, linen, carpet) For additional cleaning that is required when patrons have pets in pet free accommodation.	Per cabin	4	\$37.27		\$3.73	\$41.00	
13.10583	Locksmith charges For locksmith to gain entry to bad debtors vans, as required by Consumer, Trader, Tenancy, Tribunal.	Per entry	4	10/11 of fee charged		1/11 of fee charged	At cost +15% admin fee	
13.10584	Local partnership/business - Annual fee of \$10.00 per month For local partnerships/businesses to be listed on CCHP websites. This also includes a link to their website	Per year	4	\$109.09		\$10.91	\$120.00	
13.10585	Vehicle day use fee (minimum 2 hours) Includes use of amenities and pump out points to dispose of waste from portable toilets in all types of mobile vehicles.	Per vehicle per hour	4	\$9.09		\$0.91	\$10.00	
13.10586	Off-peak day pass for ratepayers or residents (parking not included)	Per person per day	4	\$7.27		\$0.73	\$8.00	

2019-20 Item Number	Description of Fees and Charges	Unit of Measurement	Price Category	2019-20 Central Coast Council Fee	Other Regulatory Fees and Charges	GST @ 10% Remitted to ATO (if applicable)	TOTAL 2019-20 FEE (GST inclusive where applicable)	Regulatory Fees and Charges Paid to
13-10587	TOOWOON BAY HOLIDAY PARK Rates for ensuite, powered and unpowered sites are for two people							
13-10588	Tourist fees - Off-Peak Fees 1 July 2019 to 22 Aug 2019 (inclusive) 27 April 2020 to 4 June 2020 (inclusive) 9 June 2020 to 30 June 2020 (inclusive) Fees are to be paid in full prior to arrival							
13-10589	Powered sites -Standard							
13-10590	Nightly - mid week - 2 persons	Per night	2	\$33.64	-	\$3.36	\$37.00	
13-10591	Nightly - Fri/Sat - 2 persons	Per night	2	\$38.18	-	\$3.82	\$42.00	
13-10592	Weekly	Per week	2	\$210.91	-	\$21.09	\$232.00	
13-10593	Powered sites - prime							
13-10594	Nightly - mid week - 2 persons	Per night	2	\$36.36	-	\$3.64	\$40.00	
13-10595	Nightly - Fri/Sat - 2 persons	Per night	2	\$40.91	-	\$4.09	\$45.00	
13-10596	Weekly	Per week	2	\$227.27	-	\$22.73	\$250.00	
13-10597	Ensuite sites							
13-10598	Nightly - mid week - 2 persons	Per night	2	\$44.55	-	\$4.45	\$49.00	
13-10599	Nightly - Fri/Sat - 2 persons	Per night	2	\$50.91	-	\$5.09	\$56.00	
13-10600	Weekly	Per week	2	\$280.00	-	\$28.00	\$308.00	
13-10601	Additional person - sites							
13-10602	Nightly - additional adult (17 years and over)	Per night	2	\$13.64	-	\$1.36	\$15.00	
13-10603	Nightly - additional child (3 to 16 years)	Per night	2	\$9.09	-	\$0.91	\$10.00	
13-10604	Weekly - additional adult (17 years and over)	Per week	2	\$81.82	-	\$8.18	\$90.00	
13-10605	Weekly - additional child (3 to 16 years)	Per week	2	\$54.55	-	\$5.45	\$60.00	
13-10606	Tourist Sites - Shoulder Fees 23 Aug 2019 to 26 Sept 2019 (inclusive) 14 Oct 2019 to 5 Dec 2019 (inclusive) 28 Jan 2020 to 8 April 2020 (inclusive) 5 June 2020 to 8 June 2020 (inclusive) Fees are to be paid in full prior to arrival							
13-10607	Powered sites -Standard							
13-10608	Nightly - mid week - 2 persons	Per night	2	\$40.00	-	\$4.00	\$44.00	
13-10609	Nightly - Fri/Sat - 2 persons	Per night	2	\$45.45	-	\$4.55	\$50.00	
13-10610	Weekly	Per week	2	\$250.91	-	\$25.09	\$276.00	
13-10611	Powered sites - prime							
13-10612	Nightly - mid week - 2 persons	Per night	2	\$44.55	-	\$4.45	\$49.00	
13-10613	Nightly - Fri/Sat - 2 persons	Per night	2	\$50.91	-	\$5.09	\$56.00	
13-10614	Weekly	Per week	2	\$280.00	-	\$28.00	\$308.00	
13-10615	Ensuite sites							
13-10616	Nightly - mid week - 2 persons	Per night	2	\$53.64	-	\$5.36	\$59.00	
13-10617	Nightly - Fri/Sat - 2 persons	Per night	2	\$60.91	-	\$6.09	\$67.00	
13-10618	Weekly	Per week	2	\$336.36	-	\$33.64	\$370.00	
13-10619	Additional person - sites							
13-10620	Nightly - additional adult (17 years and over)	Per night	2	\$13.64	-	\$1.36	\$15.00	
13-10621	Nightly - additional child (3 to 16 years)	Per night	2	\$9.09	-	\$0.91	\$10.00	
13-10622	Weekly - additional adult (17 years and over)	Per week	2	\$81.82	-	\$8.18	\$90.00	
13-10623	Weekly - additional child (3 to 16 years)	Per week	2	\$54.55	-	\$5.45	\$60.00	
13-10624	Tourist Sites - Peak Fees 27 Sept 2019 to 3 Oct 2019 (inclusive) 8 Oct 2019 to 13 Oct 2019 (inclusive) 6 Dec 2019 to 19 Dec 2019 (inclusive) 13 Jan 2020 to 23 Jan 2020 (inclusive) 14 April 2020 to 26 April 2020 (inclusive) Daily rates apply Fees are to be paid in full prior to arrival							
13-10625	Powered sites -Standard							
13-10626	Nightly	Per night	2	\$65.45	-	\$6.55	\$72.00	
13-10627	Powered sites - prime							
13-10628	Nightly	Per night	2	\$74.55	-	\$7.45	\$82.00	
13-10629	Ensuite sites							
13-10630	Nightly	Per night	2	\$81.82	-	\$8.18	\$90.00	
13-10631	Additional person - sites							
13-10632	Nightly - additional adult (17 years and over)	Per night	2	\$13.64	-	\$1.36	\$15.00	
13-10633	Nightly - additional child (3 to 16 years)	Per night	2	\$9.09	-	\$0.91	\$10.00	
13-10634	Weekly - additional adult (17 years and over)	Per week	2	\$95.45	-	\$9.55	\$105.00	
13-10635	Weekly - additional child (3 to 16 years)	Per week	2	\$63.64	-	\$6.36	\$70.00	
13-10636	Tourist Sites - Premium Peak Fees 4 Oct 2019 to 7 Oct 2019 (inclusive) 20 Dec 2019 to 12 Jan 2020 (inclusive) 24 Jan 2020 to 27 Jan 2020 (inclusive) 9 April 2020 to 13 April 2020 (inclusive) Daily rates apply Fees are to be paid in full prior to arrival							
13-10637	Ensuite sites							

2019-20 Item Number	Description of Fees and Charges	Unit of Measurement	Price Category	2019-20 Central Coast Council Fee	Other Regulatory Fees and Charges	GST @ 10% Remitted to ATO (if applicable)	TOTAL 2019-20 FEE (GST inclusive where applicable)	Regulatory Fees and Charges Paid to
13.10638	Nightly - 2 persons	Per night	2	\$86.36	-	\$8.64	\$95.00	
13.10639	Powered sites - Standard							
13.10640	Nightly - 2 persons	Per night	2	\$74.55	-	\$7.45	\$82.00	
13.10641	Powered sites - prime							
13.10642	Nightly - 2 persons	Per night	2	\$74.55	-	\$7.45	\$82.00	
13.10643	Additional person - sites							
13.10644	Nightly - additional adult (17 years and over)	Per night	2	\$13.64	-	\$1.36	\$15.00	
13.10645	Nightly - additional child (3 to 16 years)	Per night	2	\$9.09	-	\$0.91	\$10.00	
13.10646	Weekly - additional adult (17 years and over)	Per week	2	\$95.45	-	\$9.55	\$105.00	
13.10647	Weekly - additional child (3 to 16 years)	Per week	2	\$63.64	-	\$6.36	\$70.00	
13.10648	Cabins - Off-Peak Fees							
	1 July 2019 to 22 Aug 2019 (inclusive)							
	27 April 2020 to 4 June 2020 (inclusive)							
	9 June 2020 to 30 June 2020 (inclusive)							
	Fees paid in full prior to arrival							
	Cabins fees (The rate is up to 4 persons - including linen for 4)							
13.10649	Jabiru							
13.10650	Nightly - mid week	Per night	2	\$101.82	-	\$10.18	\$112.00	
13.10651	Nightly - Fri/Sat	Per night	2	\$136.36	-	\$13.64	\$150.00	
13.10652	Weekly	Per week	2	\$680.00	-	\$68.00	\$748.00	
13.10653	Pelican/Sheerwater							
13.10654	Nightly - mid week - Garden Villa	Per night	2	\$120.00	-	\$12.00	\$132.00	
13.10655	Nightly - Fri/Sat	Per night	2	\$157.27	-	\$15.73	\$173.00	
13.10656	Weekly	Per week	2	\$794.55	-	\$79.45	\$874.00	
13.10657	Sandpiper							
13.10658	Nightly - mid week	Per night	2	\$106.36	-	\$10.64	\$117.00	
13.10659	Nightly - Fri/Sat	Per night	2	\$150.91	-	\$15.09	\$166.00	
13.10660	Weekly	Per week	2	\$727.27	-	\$72.73	\$800.00	
13.10661	Ibis							
13.10662	Nightly - mid week	Per night	2	\$139.09	-	\$13.91	\$153.00	
13.10663	Nightly - Fri/Sat	Per night	2	\$199.09	-	\$19.91	\$219.00	
13.10664	Weekly	Per week	2	\$954.55	-	\$95.45	\$1,050.00	
13.10665	Kingfisher							
13.10666	Nightly - mid week - luxury cabin	Per night	2	\$147.27	-	\$14.73	\$162.00	
13.10667	Nightly - Fri/Sat	Per night	2	\$202.73	-	\$20.27	\$223.00	
13.10668	Weekly	Per week	2	\$994.55	-	\$99.45	\$1,094.00	
13.10670	Beachcomber							
13.10671	Nightly - mid week - luxury ocean view 2 bedroom cabin	Per night	2	\$165.45	-	\$16.55	\$182.00	
13.10672	Nightly - Fri/Sat	Per night	2	\$252.73	-	\$25.27	\$278.00	
13.10673	Weekly	Per week	2	\$1,167.27	-	\$116.73	\$1,284.00	
13.10674	Additional person - cabins							
13.10675	Nightly - additional adult (17 years and over)	Per night	2	\$18.18	-	\$1.82	\$20.00	
13.10676	Nightly - additional child (3 to 16 years)	Per night	2	\$13.64	-	\$1.36	\$15.00	
13.10677	Weekly - additional adult (17 years and over)	Per week	2	\$109.09	-	\$10.91	\$120.00	
13.10678	Weekly - additional child (3 to 16 years)	Per week	2	\$81.82	-	\$8.18	\$90.00	
13.10679	Cabins - Shoulder Fees							
	23 Aug 2019 to 26 Sept 2019 (inclusive)							
	14 Oct 2019 to 5 Dec 2019 (inclusive)							
	28 Jan 2020 to 8 April 2020 (inclusive)							
	5 June 2020 to 8 June 2020 (inclusive)							
	Fees are to be paid in full prior to arrival							
	Cabins fees (The rate is up to 4 persons - including linen for 4)							
13.10680	Jabiru							
13.10681	Nightly - mid week	Per night	2	\$130.91	-	\$13.09	\$144.00	
13.10682	Nightly - Fri/Sat	Per night	2	\$194.55	-	\$19.45	\$214.00	
13.10683	Weekly	Per week	2	\$912.73	-	\$91.27	\$1,004.00	
13.10684	Pelican/Sheerwater							
13.10685	Nightly - mid week - Garden Villa	Per night	2	\$147.27	-	\$14.73	\$162.00	
13.10686	Nightly - Fri/Sat	Per night	2	\$220.91	-	\$22.09	\$243.00	
13.10687	Weekly	Per week	2	\$1,030.91	-	\$103.09	\$1,134.00	
13.10688	Sandpiper							
13.10689	Nightly - mid week	Per night	2	\$143.64	-	\$14.36	\$158.00	
13.10690	Nightly - Fri/Sat	Per night	2	\$220.00	-	\$22.00	\$242.00	
13.10691	Weekly	Per week	2	\$1,014.55	-	\$101.45	\$1,116.00	
13.10692	Ibis							
13.10693	Nightly - mid week	Per night	2	\$166.36	-	\$16.64	\$183.00	
13.10694	Nightly - Fri/Sat	Per night	2	\$265.45	-	\$26.55	\$292.00	
13.10695	Weekly	Per week	2	\$1,196.36	-	\$119.64	\$1,316.00	
13.10696	Kingfisher							
13.10697	Nightly - mid week - luxury cabin	Per night	2	\$183.64	-	\$18.36	\$202.00	
13.10698	Nightly - Fri/Sat	Per night	2	\$274.55	-	\$27.45	\$302.00	
13.10699	Weekly	Per week	2	\$1,283.64	-	\$128.36	\$1,412.00	
13.10700	Beachcomber							
13.10701	Nightly - mid week - luxury ocean view 2 bedroom cabin	Per night	2	\$199.09	-	\$19.91	\$219.00	
13.10702								

2019-20 Item Number	Description of Fees and Charges	Unit of Measurement	Price Category	2019-20 Central Coast Council Fee	Other Regulatory Fees and Charges	GST @ 10% Remitted to ATO (if applicable)	TOTAL 2019-20 FEE (GST inclusive where applicable)	Regulatory Fees and Charges Paid to
13:10703	Nightly - Fri/Sat	Per night	2	\$322.73	-	\$32.27	\$355.00	
13:10704	Weekly	Per week	2	\$1,441.82	-	\$144.18	\$1,586.00	
13:10705	Additional person - cabins							
13:10706	Nightly - additional adult (17 years and over)	Per night	2	\$18.18	-	\$1.82	\$20.00	
13:10707	Nightly - additional child (3 to 16 years)	Per night	2	\$13.64	-	\$1.36	\$15.00	
13:10708	Weekly - additional adult (17 years and over)	Per week	2	\$109.09	-	\$10.91	\$120.00	
13:10709	Weekly - additional child (3 to 16 years)	Per week	2	\$81.82	-	\$8.18	\$90.00	
13:10710	Cabins - Peak Fees 27 Sept 2019 to 3 Oct 2019 (inclusive) 8 Oct 2019 to 13 Oct 2019 (inclusive) 6 Dec 2019 to 19 Dec 2019 (inclusive) 13 Jan 2020 to 23 Jan 2020 (inclusive) 14 April 2020 to 26 April 2020 (inclusive) Daily rates apply Fees are to be paid in full prior to arrival							
13:10711	Cabins fees (The rate is up to 4 persons - including linen for 4)							
13:10712	Jabiru							
13:10713	Nightly - mid week	Per night	2	\$217.27	-	\$21.73	\$239.00	
13:10714	Nightly - Fri/Sat	Per night	2	\$217.27	-	\$21.73	\$239.00	
13:10715	Pelican/Sheerwater							
13:10716	Nightly - mid week - Garden Villa	Per night	2	\$277.27	-	\$27.73	\$305.00	
13:10717	Nightly - Fri/Sat	Per night	2	\$277.27	-	\$27.73	\$305.00	
13:10718	Sandpiper							
13:10719	Nightly - mid week	Per night	2	\$230.91	-	\$23.09	\$254.00	
13:10720	Nightly - Fri/Sat	Per night	2	\$230.91	-	\$23.09	\$254.00	
13:10721	Ibis							
13:10722	Nightly - mid week	Per night	2	\$310.91	-	\$31.09	\$342.00	
13:10723	Nightly - Fri/Sat	Per night	2	\$310.91	-	\$31.09	\$342.00	
13:10724	Kingfisher							
13:10725	Nightly - mid week - luxury cabin	Per night	2	\$332.73	-	\$33.27	\$366.00	
13:10726	Nightly - Fri/Sat	Per night	2	\$332.73	-	\$33.27	\$366.00	
13:10727	Beachcomber							
13:10728	Nightly - mid week - luxury ocean view 2 bedroom cabin	Per night	2	\$429.09	-	\$42.91	\$472.00	
13:10729	Nightly - Fri/Sat	Per night	2	\$429.09	-	\$42.91	\$472.00	
13:10730	Additional person - cabins							
13:10731	Nightly - additional adult (17 years and over)	Per night	2	\$18.18	-	\$1.82	\$20.00	
13:10732	Nightly - additional child (3 to 16 years)	Per night	2	\$13.64	-	\$1.36	\$15.00	
13:10733	Weekly - additional adult (17 years and over)	Per week	2	\$127.27	-	\$12.73	\$140.00	
13:10734	Weekly - additional child (3 to 16 years)	Per week	2	\$95.45	-	\$9.55	\$105.00	
13:10735	Cabins - Premium Peak Fees Friday, 4 October 2019 (inclusive) Friday, 20 December 2019 to Sunday, 12 January 2020 (inclusive) Friday, 24 January 2020 to Monday, 27 January 2020 (inclusive) Thursday, 9 April 2020 to Monday, 13 April 2020 (inclusive) Daily rates apply Fees are to be paid in full prior to arrival							
13:10736	Cabins fees (The rate is up to 4 persons - including linen for 4)							
13:10737	Jabiru							
13:10738	Nightly - mid week	Per night	2	\$217.27	-	\$21.73	\$239.00	
13:10739	Nightly - Fri/Sat	Per night	2	\$217.27	-	\$21.73	\$239.00	
13:10740	Pelican/Sheerwater							
13:10741	Nightly - mid week - Garden Villa	Per night	2	\$277.27	-	\$27.73	\$305.00	
13:10742	Nightly - Fri/Sat	Per night	2	\$277.27	-	\$27.73	\$305.00	
13:10743	Sandpiper							
13:10744	Nightly - mid week	Per night	2	\$230.91	-	\$23.09	\$254.00	
13:10745	Nightly - Fri/Sat	Per night	2	\$230.91	-	\$23.09	\$254.00	
13:10746	Ibis							
13:10747	Nightly - mid week	Per night	2	\$310.91	-	\$31.09	\$342.00	
13:10748	Nightly - Fri/Sat	Per night	2	\$310.91	-	\$31.09	\$342.00	
13:10749	Kingfisher							
13:10750	Nightly - mid week - luxury cabin	Per night	2	\$332.73	-	\$33.27	\$366.00	
13:10751	Nightly - Fri/Sat	Per night	2	\$332.73	-	\$33.27	\$366.00	
13:10752	Beachcomber							
13:10753	Nightly - mid week - luxury ocean view 2 bedroom cabin	Per night	2	\$429.09	-	\$42.91	\$472.00	
13:10754	Nightly - Fri/Sat	Per night	2	\$429.09	-	\$42.91	\$472.00	
13:10755	Additional person - cabins							
13:10756	Nightly - additional adult (17 years and over)	Per night	2	\$18.18	-	\$1.82	\$20.00	
13:10757	Nightly - additional child (3 to 16 years)	Per night	2	\$13.64	-	\$1.36	\$15.00	
13:10758	Weekly - additional adult (17 years and over)	Per week	2	\$127.27	-	\$12.73	\$140.00	
13:10759	Weekly - additional child (3 to 16 years)	Per week	2	\$95.45	-	\$9.55	\$105.00	
13:10760	Permanent residents (2.7% CPI increase) Fees include continuous water Fees exclude electricity supply and unit/usage charges Fees are to be paid in advance on the first day of every fortnight							

2019-20 Item Number	Description of Fees and Charges	Unit of Measurement	Price Category	2019-20 Central Coast Council Fee	Other Regulatory Fees and Charges	GST @ 10% Remitted to ATO (if applicable)	TOTAL 2019-20 FEE (GST inclusive where applicable)	Regulatory Fees and Charges Paid to
13:10761	Storage - Long Term Casual Occupants Fees are to be paid quarterly in advance on the first day of September, December, March and January							
13:10762	Standard							
13:10763	Option 1 - Fee includes 110 days usage within a twelve month period for up to four people per day. This fee also includes continuous water and excludes electricity (usage and service availability charge). Exceeding more than four (4) people will attract fees of \$15 per adult and \$9 per child per day. After using 110 days, the rate is \$25 per day for up to eight (8) people.	Per year	2	\$5,900.00	-	\$0.00	\$5,900.00	
13:10764	Option 2 - Fee includes 180 days usage within a twelve month period for up to eight (8) people per day. This fee also includes continuous water and excludes electricity (usage and service availability charge). Maximum people on site per day is not to exceed eight (8) people.	Per year	2	\$6,700.00	-	\$0.00	\$6,700.00	
13:10765	Prime							
13:10766	Option 1 - Fee includes 110 days usage within a twelve month period for up to four people per day. This fee also includes continuous water and excludes electricity (usage and service availability charge). Exceeding more than four (4) people will attract fees of \$15 per adult and \$9 per child per day. After using 110 days, the rate is \$25 per day for up to eight (8) people.	Per year	2	\$7,700.00	-	\$0.00	\$7,700.00	
13:10767	Option 2 - Fee includes 180 days usage within a twelve month period for up to eight (8) people per day. This fee also includes continuous water and excludes electricity (usage and service availability charge). Maximum people on site per day is not to exceed eight (8) people.	Per year	2	\$8,300.00	-	\$0.00	\$8,300.00	
13:10768	Other fees and charges							
13:10769	Late payment fee Late payment fee of \$47 will be levied on any long term casual account that is outstanding 7 days after payment falls due.	Per account	4	\$42.73	-	\$4.27	\$47.00	
13:10770	Late checkout fee							
13:10771	Cabin guests	Per cabin	4	\$40.91	-	\$4.09	\$45.00	
13:10772	Powered tourist sites							
13:10773	Late checkout up to 2pm	Per site	4	\$16.36	-	\$1.64	\$18.00	
13:10774	Late checkout up to 5pm	Per site	4	\$20.91	-	\$2.09	\$23.00	
13:10775	Late checkout after 5pm	Per site	4	10/11 of fee charged	-	1/11 of fee charged	Nightly tariff	
13:10776	16 amp power supply electricity charges	Per quarter	4	10/11 of fee charged	-	1/11 of fee charged	At cost	
13:10777	20 amp power supply electricity charges	Per quarter	4	10/11 of fee charged	-	1/11 of fee charged	At cost	
13:10778	Top tourist parks membership	Per year	4	\$33.05	-	\$3.30	\$36.35	
13:10779	Family parks membership	Per year	4	\$37.23	-	\$3.72	\$40.95	
13:10780	Occupation agreement fee General fee for preparing each new occupation agreement for storage van owners.	Per agreement	4	\$47.27	-	\$4.73	\$52.00	
13:10781	Local partnership/business - annual fee or \$10.00 per month For local partnerships/businesses to be listed on CCHP websites. This also includes a link to their website	Per year	4	\$109.09	-	\$10.91	\$120.00	
13:10782	Additional housekeeping (linen, curtains, lounges) For when patrons ignore non smoking policy in cabin accommodation. In some circumstances cabins cannot be resold after heavy smokers check out, due to the limited time to air out the cabin, in this instance the nightly tariff would override the additional housekeeping fee.	Per cabin	4	\$65.45	-	\$6.55	\$72.00	
13:10783	Additional cleaning (washing / cleaning lounges, linen, carpet) For additional cleaning that is required when patrons have pets in pet free accommodation.	Per cabin	4	\$37.27	-	\$3.73	\$41.00	
13:10784	Locksmith charges For locksmith to gain entry to bad debtors vans, as required by Consumer, Trader, Tenancy, Tribunal.	Per entry	4	10/11 of fee charged	-	1/11 of fee charged	At cost +15% admin fee	
13:10785	Vehicle day use fee (minimum 2 hours) Includes use of amenities and pump out points to dispose of waste from portable toilets in all types of mobile vehicles.	Per vehicle per hour	4	\$9.09	-	\$0.91	\$10.00	
13:10786	Off-peak day pass for ratepayers or residents (parking not included)	Per person per day	4	\$7.27	-	\$0.73	\$8.00	
13:10787	Patonga Camping Area All site fees include 2 persons on site, extras charged as indicated							
13:10788	Tourist fees - Off-Peak Fees 1 July 2019 to 31 Aug 2019 (inclusive) 27 April 2020 to 4 June 2020 (inclusive) 9 June 2020 to 30 June 2020 (inclusive) Fees are to be paid in full prior to arrival							
13:10789	Powered sites - Prime							
13:10790	Nightly - mid week - 2 persons	Per night	2	\$28.18	-	\$2.82	\$31.00	
13:10791	Nightly - Fri/Sat - 2 persons	Per night	2	\$34.55	-	\$3.45	\$38.00	
13:10792	Weekly - 2 persons	Per week	2	\$181.82	-	\$18.18	\$200.00	
13:10793	Powered sites							
13:10794	Nightly - mid week - 2 persons	Per site	2	\$25.45	-	\$2.55	\$28.00	
13:10795	Nightly - Fri/Sat - 2 persons	Per night	2	\$31.82	-	\$3.18	\$35.00	
13:10796	Weekly - 2 persons	Per site	2	\$165.45	-	\$16.55	\$182.00	
13:10797	Unpowered sites - Prime							
13:10798	Nightly - mid week - 2 persons	Per night	2	\$24.55	-	\$2.45	\$27.00	
13:10799	Nightly - Fri/Sat - 2 persons	Per night	2	\$27.27	-	\$2.73	\$30.00	
13:10800	Weekly - 2 persons	Per week	2	\$152.73	-	\$15.27	\$168.00	
13:10801	Unpowered sites							
13:10802	Nightly - mid week - 2 persons	Per site	2	\$21.82	-	\$2.18	\$24.00	
13:10803	Nightly - Fri/Sat - 2 persons	Per night	2	\$24.55	-	\$2.45	\$27.00	
13:10804	Weekly - 2 persons	Per site	2	\$136.36	-	\$13.64	\$150.00	
13:10805	Additional person - sites							

2019-20 Item Number	Description of Fees and Charges	Unit of Measurement	Price Category	2019-20 Central Coast Council Fee	Other Regulatory Fees and Charges	GST @ 10% Remitted to ATO (if applicable)	TOTAL 2019-20 FEE (GST inclusive where applicable)	Regulatory Fees and Charges Paid to
13.10806	Nightly - additional adult (17 years and over)	Per person	2	\$13.64	-	\$1.36	\$15.00	
13.10807	Nightly - additional child (3 to 16 years)	Per person	2	\$9.09	-	\$0.91	\$10.00	
13.10808	Tourist Sites - Shoulder Fees 1 Sept 2019 to 26 Sept 2019 (inclusive) 14 Oct 2019 to 5 Dec 2019 (inclusive) 28 Jan 2020 to 8 April 2020 (inclusive) 5 June 2020 to 8 June 2020 (inclusive) Fees are to be paid in full prior to arrival							
13.10809	Powered sites - Prime							
13.10810	Nightly - mid week - 2 persons	Per night	2	\$40.91	-	\$4.09	\$45.00	
13.10811	Nightly - Fri/Sat - 2 persons	Per night	2	\$55.45	-	\$5.55	\$61.00	
13.10812	Weekly - 2 persons	Per week	2	\$274.55	-	\$27.45	\$302.00	
13.10813	Powered sites							
13.10814	Nightly - mid week - 2 persons	Per site	2	\$99.09	-	\$3.91	\$43.00	
13.10815	Nightly - Fri/Sat - 2 persons	Per night	2	\$52.73	-	\$5.27	\$58.00	
13.10816	Weekly - 2 persons	Per site	2	\$234.55	-	\$23.45	\$258.00	
13.10817	Unpowered sites - Prime							
13.10818	Nightly - mid week - 2 persons	Per night	2	\$30.91	-	\$3.09	\$34.00	
13.10819	Nightly - Fri/Sat - 2 persons	Per night	2	\$44.55	-	\$4.45	\$49.00	
13.10820	Weekly - 2 persons	Per week	2	\$212.73	-	\$21.27	\$234.00	
13.10821	Unpowered sites							
13.10822	Nightly - mid week - 2 persons	Per site	2	\$28.18	-	\$2.82	\$31.00	
13.10823	Nightly - Fri/Sat - 2 persons	Per night	2	\$41.82	-	\$4.18	\$46.00	
13.10824	Weekly - 2 persons	Per site	2	\$196.36	-	\$19.64	\$216.00	
13.10825	Additional person - sites							
13.10826	Nightly - additional adult (17 years and over)	Per person	2	\$13.64	-	\$1.36	\$15.00	
13.10827	Nightly - additional child (3 to 16 years)	Per person	2	\$9.09	-	\$0.91	\$10.00	
13.10828	Tourist Sites - Peak Fees 27 Sept 2019 to 3 Oct 2019 (inclusive) 8 Oct 2019 to 13 Oct 2019 (inclusive) 6 Dec 2019 to 19 Dec 2019 (inclusive) 14 April 2020 to 26 April 2020 (inclusive) Daily rates apply Fees are to be paid in full prior to arrival							
13.10829	Powered sites - Prime							
13.10830	Nightly - 2 persons	Per night	2	\$55.45	-	\$5.55	\$61.00	
13.10831	Powered sites							
13.10832	Nightly - 2 persons	Per site	2	\$52.73	-	\$5.27	\$58.00	
13.10833	Unpowered sites - Prime							
13.10834	Nightly - 2 persons	Per night	2	\$44.55	-	\$4.45	\$49.00	
13.10835	Unpowered sites							
13.10836	Nightly - 2 persons	Per site	2	\$41.82	-	\$4.18	\$46.00	
13.10837	Additional person - sites							
13.10838	Nightly - additional adult (17 years and over)	Per person	4	\$13.64	-	\$1.36	\$15.00	
13.10839	Nightly - additional child (3 to 16 years)	Per person	4	\$9.09	-	\$0.91	\$10.00	
13.10840	Tourist Sites - Premium Peak Fees 4 Oct 2019 to 7 Oct 2019 (inclusive) 20 Dec 2019 to 27 Jan 2020 (inclusive) 9 April 2020 to 13 April 2020 (inclusive) Daily rates apply Fees are to be paid in full prior to arrival							
13.10841	Powered sites - Prime							
13.10842	Nightly - 2 persons	Per night	2	\$57.27	-	\$5.73	\$63.00	
13.10843	Powered sites							
13.10844	Nightly - 2 persons	Per night	2	\$54.55	-	\$5.45	\$60.00	

2019-20 Item Number	Description of Fees and Charges	Unit of Measurement	Price Category	2019-20 Central Coast Council Fee	Other Regulatory Fees and Charges	GST @ 10% Remitted to ATO (if applicable)	TOTAL 2019-20 FEE (GST inclusive where applicable)	Regulatory Fees and Charges Paid to
13:10845	Unpowered sites - Prime							
13:10846	Nightly - 2 persons	Per night	2	\$46.36	-	\$4.64	\$51.00	
13:10847	Unpowered sites							
13:10848	Nightly - 2 persons	Per night	2	\$43.64	-	\$4.36	\$48.00	
13:10849	Additional person - sites							
13:10850	Nightly - additional adult (17 years and over)	Per night	2	\$13.64	-	\$1.36	\$15.00	
13:10851	Nightly - additional child (3 to 16 years)	Per night	2	\$9.09	-	\$0.91	\$10.00	
13:10852	Tourist fees - Off-Peak Fees							
	1 Jul 2019 to 24 Aug 2019 and 29 Apr 2020 to 30 Jun 2020 Excludes Queen's Birthday long weekend Fees are to be paid in full prior to arrival							
13:10853	Key Deposit							
13:10854	Payable on arrival where a key is issued. Total amount refundable upon key return on departure.	Per booking	4	\$50.00	-	\$0.00	\$50.00	
13:10855	Key Refund							
	Key deposit payable on arrival where a key is issued. Total amount refundable upon key return on departure.	Per refund	4	\$50.00	-	\$0.00	\$50.00	
13:10856	Key Refund							
13:10857	Late checkout fee							
13:10858	Powered tourist sites	Per booking	4	\$20.91	-	\$2.09	\$23.00	
13:10859	Late checkout up to 5pm	Per court per hour	5	\$12.27	-	\$1.23	\$13.50	
13:10860	Patonga Tennis Courts							
13:10860	Hourly rate per court - no lights							
14:10000	14. INFORMATION MANAGEMENT AND REQUESTS							
14:10001	Paper Preparation and Conversion of Documents into Electronic Format							
14:10002	Development Applications							
14:10003	Up to \$50,000	Per application	2	\$20.00	-	\$0.00	\$20.00	
14:10004	\$50,000 to \$250,000	Per application	2	\$55.00	-	\$0.00	\$55.00	
14:10005	\$250,000 to \$500,000	Per application	2	\$95.00	-	\$0.00	\$95.00	
14:10006	\$500,000 to \$1,000,000	Per application	2	\$180.00	-	\$0.00	\$180.00	
14:10007	Over \$1,000,000	Per application	2	\$265.00	-	\$0.00	\$265.00	
14:10008	Over \$10,000,000	Per application	2	\$580.00	-	\$0.00	\$580.00	
14:10009	Miscellaneous Documents							
14:10010	Documents not part of lodgement process							
14:10011	Monochrome up to A4 (Minimum PLUS \$1 per page)	Per page	2	\$16.00	-	\$0.00	\$16.00	
14:10012	Mixed format up to A4 (Minimum PLUS \$1 per page)	Per page	2	\$32.00	-	\$0.00	\$32.00	
14:10013	Monochrome up to A3 (Minimum PLUS \$1 per page)	Per page	2	\$16.00	-	\$0.00	\$16.00	
14:10014	PCA Document Conversion							
14:10014	Mixed format - includes up to 10 pages maximum size A3 (Minimum PLUS \$1 per page)	Per page	2	\$45.00	-	\$0.00	\$45.00	
14:10015	Size A0 pages	Per page	2	\$12.00	-	\$0.00	\$12.00	
14:10016	Rates Record Statement (does not include water usage)							
14:10017	Up to and including 5 years	Per document	4	\$20.00	-	\$0.00	\$20.00	
14:10018	More than 5 years	Per document	4	\$30.00 base rate + \$30.00 per 30 mins or part thereof	-	\$0.00	\$30.00 base rate + \$30.00 per 30 mins or part thereof	
14:10019	Base fee of \$30.00 for the first 30 minutes or part thereof, then \$30.00 per 30 minutes thereafter	Per document	4	\$19.00	-	\$0.00	\$19.00	
14:10020	Debtors							
14:10021	Copy of accounts or invoices	Per document	4	\$20.00	-	\$0.00	\$20.00	
14:10022	Further back than 5 years	Per document	4	\$40.00	-	\$0.00	\$40.00	
14:10023	Government Information (Public Access) Act 2009							
14:10024	Access applications							
14:10024	Application fee	Per application	1	\$30.00	-	\$0.00	\$30.00	
14:10025	Processing charge	Per hour	1	\$30.00	-	\$0.00	\$30.00	
14:10026	Up to 20 hours of processing time is covered by the initial \$30 application fee for applications concerning the personal information of the applicant. Application of other types of information are charged at \$30 per hour.	Per hour	1	\$30.00	-	\$0.00	\$30.00	
14:10027	A 50% discount on processing charges is available in certain circumstances: holders of a current pensioner concession card, full time students and non-profit organisations	Per hour	1	50% discount	-	\$0.00	50% discount	
14:10028	Internal review	Per review	1	\$40.00	-	\$0.00	\$40.00	
14:10029	Application For Neighbour Details <i>Dividing Fences Act 1991</i> (Nil fee for Commonwealth Pensioners)	Per application	5	\$16.00	-	\$0.00	\$16.00	
14:10030	Tender Download Fee							
14:10031	Tender download fee will be charged at a rate to be determined by the Procurement and Projects Unit and applied to selected tenders based on an assessment of the Tender scope, estimated cost and risk profile and will be applied when the tender is released through the web portal.	Per download	5	Fee to be determined per tender when applied	-	1/11 of fee charged	Fee to be determined per tender when applied	
15:10000	15. MAPPING - GIS DATA AND MAPS							
15:10001	A4 Digital Map PDF/JPG	Per digital map	2	\$7.90	-	\$0.00	\$7.90	
15:10002	A4 Printed Map	Per printed map	2	\$14.65	-	\$0.00	\$14.65	
15:10003	A3 Digital Map PDF/JPG	Per digital map	2	\$11.25	-	\$0.00	\$11.25	
15:10004	A3 Printed Map	Per printed map	2	\$21.40	-	\$0.00	\$21.40	
15:10005	A2 Digital Map PDF/JPG	Per digital map	2	\$46.10	-	\$0.00	\$46.10	
15:10006	A2 Printed Map	Per printed map	2	\$105.70	-	\$0.00	\$105.70	

2019-20 Item Number	Description of Fees and Charges	Unit of Measurement	Price Category	2019-20 Central Coast Council Fee	Other Regulatory Fees and Charges	GST @ 10% Remitted to ATO (if applicable)	TOTAL 2019-20 FEE (GST inclusive where applicable)	Regulatory Fees and Charges Paid to
15.10007	A1 Digital Map PDF/JPG	Per digital map	2	\$73.10	-	\$0.00	\$73.10	
15.10008	A1 Printed Map	Per printed map	2	\$146.20	-	\$0.00	\$146.20	
15.10009	A0 Digital Map PDF/JPG	Per digital map	2	\$92.20	-	\$0.00	\$92.20	
15.10010	A0 Printed Map	Per printed map	2	\$170.95	-	\$0.00	\$170.95	
15.10011	Data Extraction on CD	Per layer	2	\$105.75	-	\$0.00	\$105.75	
15.10012	GIS Consultancy - Data Conversion	Per hour	2	\$163.05	-	\$0.00	\$163.05	
15.10013	Data Supply on USB	Per USB	2	\$6.75	-	\$0.00	\$6.75	
15.10014	LIDAR Data (Classified) Extraction	Per tile (LAS) format	2	\$105.70	-	\$0.00	\$105.70	
16. LEGAL FEES								
Legal costs - debt recovery								
16.10001	Fees and charges in accordance with the Local Courts (Civil Procedure) Rules 2005							
16.10003	Filing fees - issue of statement - up to \$10,000	Per document	1	\$0.00	\$202.00	\$0.00	\$202.00	NSW Attorney Generals Department
16.10004	Filing fees - issue of statement - \$10,001 to \$60,000	Per document	1	\$0.00	\$498.00	\$0.00	\$498.00	NSW Attorney Generals Department
16.10005	Filing fees - issue of Writ of Execution	Per document	1	\$0.00	\$86.00	\$0.00	\$86.00	NSW Attorney Generals Department
16.10006	Filing fees - service by agent	Per document	1	\$60.91	-	\$6.09	\$67.00	
16.10007	Fees and charges in accordance with the Bankruptcy Act 1966							
16.10008	Filing fees	Per document	1	\$0.00	\$515.00	\$0.00	\$515.00	Australian Financial Security Authority
Professional costs - preparation of process - filing Statement of Claim								
16.10010	Debts up to \$1,000	As awarded	1	\$229.09	-	\$22.91	\$252.00	
16.10011	Debts between \$1,001 to \$5,000	As awarded	1	\$343.64	-	\$34.36	\$378.00	
16.10012	Debts between \$5,001 to \$20,000	As awarded	1	\$458.18	-	\$45.82	\$504.00	
16.10013	Debts over \$20,000	As awarded	1	\$572.73	-	\$57.27	\$630.00	
Professional costs - default judgement								
16.10014	Debts up to \$1,000	As awarded	1	\$102.55	-	\$10.25	\$112.80	
16.10015	Debts between \$1,001 to \$5,000	As awarded	1	\$153.82	-	\$15.38	\$169.20	
16.10016	Debts between \$5,001 to \$20,000	As awarded	1	\$205.09	-	\$20.51	\$225.60	
16.10017	Debts over \$20,000	As awarded	1	\$256.36	-	\$25.64	\$282.00	
Professional costs - issue of Writ of Execution								
16.10019	Debts up to \$60,000	As awarded	1	\$222.18	\$86.00	\$30.82	\$339.00	Local Court
Professional costs - other								
16.10021	Examination order	As awarded	1	\$324.00	\$176.00	\$50.00	\$550.00	Local Court
16.10023	Attendance at examination order	As awarded	1	\$248.18	-	\$24.82	\$273.00	
16.10024	Garnishee	As awarded	1	\$256.36	-	\$25.64	\$282.00	
16.10025	Bankruptcy	Per document	1	\$0.00	\$470.00	\$0.00	\$470.00	Australian Financial Security Authority
16.10026	Bankruptcy Notice filing fee	Per document	1	\$0.00	\$1,215.00	\$0.00	\$1,215.00	Australian Financial Security Authority
16.10027	Creditors Petition filing fee	Per document	1	\$0.00	\$0.00	\$0.00	\$0.00	
16.10028	Professional costs - Petition dismissed	Per document	1	\$2,033.00	-	\$203.30	\$2,236.30	
16.10029	Professional costs - order made	As awarded	1	\$2,033.00	-	\$203.30	\$2,236.30	
16.10030	Tracing fees (reasonable costs incurred)	Per trace	1	10/11 of fee charged	-	1/11 of fee charged	By quote	
16.10031	Search fees (reasonable costs incurred)	Per search	1	10/11 of fee charged	-	1/11 of fee charged	By quote	
Legal fees								
16.10032	Answering subpoena for production of documents	Per subpoena	4	10/11 of fee charged	-	1/11 of fee charged	\$80.00 + \$105 per hour or part thereof after first two hours + professional costs per hour for each hour or part thereof + photocopying costs	
16.10033	Conduct money - \$80 for the first two hours, plus \$105 per hour for each hour or part thereof after the first two hours, plus professional costs per hour for each hour or part thereof	Per subpoena	4	10/11 of fee charged	-	1/11 of fee charged	\$80.00 + employee cost per hour or part thereof after first two hours + professional costs per hour for each hour or part thereof + photocopying costs	
16.10034	Answering subpoena to give evidence	Per subpoena	4	10/11 of fee charged	-	1/11 of fee charged	\$80.00 + employee cost per hour or part thereof after first two hours + professional costs per hour for each hour or part thereof + photocopying costs	
Legal Services								
16.10035	Professional costs (hourly or part thereof)	Per hour	1	\$409.09	-	\$40.91	\$450.00	
16.10036	Copying and reviewing documents in answer to subpoena (hourly charge)	Per hour	3	\$60.00	-	\$0.00	\$60.00	
16.10037	Legal Document - Preparation (in-house)	Per hour	3	\$409.09	-	\$40.91	\$450.00	
16.10038	Legal Document - Preparation (external solicitors)	Price on application	3	10/11 of fee charged	-	1/11 of fee charged	Price on application	
16.10039	Legal fees relating to the alteration of a dealing affecting land	Price on application	3	10/11 of fee charged	-	1/11 of fee charged	Price on application	
16.10040	Certification of a document by Public Officer or CEO	Per certification	3	\$57.27	-	\$5.73	\$63.00	
16.10041								
17. LEISURE AND LIFESTYLE (Leisure and Pools)								
17.10000	Leisure, Pool and Recreation Centre promotional offers and events for any of the above facilities, will be at the discretion of the Unit Manager and will be time limited only throughout the year	Per offer/event	2	10/11 of fee charged	-	1/11 of fee charged	Price on application	
17.10001	Member Administration/ Monthly Debit Fall (applied after first failure)	Per transfer	3	\$22.73	-	\$2.27	\$25.00	
17.10002	Refund processing fee for any approved refund	Per refund	3	\$10.45	-	\$1.05	\$11.50	
17.10003	Inflatable and Jumping Castle Hire with 2 staff member	Per hour	2	\$181.82	-	\$18.18	\$200.00	
17.10005	Inflatable and Jumping Castle Hire with 1 staff member - first hour	Per hour	2	\$122.73	-	\$12.27	\$135.00	

2019-20 Item Number	Description of Fees and Charges	Unit of Measurement	Price Category	2019-20 Central Coast Council Fee	Other Regulatory Fees and Charges	GST @ 10% Remitted to ATO (if applicable)	TOTAL 2019-20 FEE (GST inclusive where applicable)	Regulatory Fees and Charges Paid to
17:10006	Inflatable and Jumping Castle Hire with 1 staff member - additional hours	Per hour	2	\$61.82	-	\$6.18	\$68.00	
17:10007	Pool Membership 12 Months - All Central Coast Council Leisure Centres	Per year	2	\$632.73	-	\$696.00	\$696.00	
17:10008	Pool Membership 12 Months - All Central Coast Council Leisure Centres - concession	Per year	2	\$458.18	-	\$45.82	\$504.00	
17:10009	Leisure Centre Advertising Cat A (small)	Per year	2	\$250.00	-	\$25.00	\$275.00	
17:10010	Leisure Centre Advertising Cat B (medium)	Per year	2	\$409.09	-	\$40.91	\$450.00	
17:10011	Leisure Centre Advertising Cat C (large)	Per year	2	\$750.00	-	\$75.00	\$825.00	
17:10012	Sale of merchandise - Swimwear, goggles	Per unit	2	10/11 of fee charged	-	1/11 of fee charged	Retail price	
17:10013	Sale of merchandise - Car Sales Corfée, Ice cream and Other Items	Per unit	2	10/11 of fee charged	-	1/11 of fee charged	Retail price	
17:10014	Fitness Program (Multiweek special program) Member	Per program	2	\$454.55	-	\$45.45	\$500.00	
17:10015	Fitness Program (Multiweek special program) Non - Member	per program	2	\$522.73	-	\$52.27	\$575.00	
17:10016	GOSFORD OLYMPIC POOL							
17:10017	GENERAL ADMISSION ENTRY FEES							
17:10018	Adult Entry	Per person	2	\$6.00	-	\$6.60	\$6.60	
17:10019	Child Swim 0 to 4 years (free with paying adult)	Per child	2	No charge	-	\$0.00	No charge	
17:10020	Children 5 to 18 years / Concession (Pension Card Holders, Seniors Card Holders) Children under 10 years old must be supervised by a responsible adult 18 years or older	Per child/concession	2	\$4.09	-	\$0.41	\$4.50	
17:10021	Spectator	Per person	2	\$2.73	-	\$0.27	\$3.00	
17:10022	Aqua Fitness/Adult Squad	Per person	2	\$13.18	-	\$1.32	\$14.50	
17:10023	Aqua Fitness/Adult Squad (10 visits)	Per person per 10 visit pass	2	\$107.27	-	\$10.73	\$118.00	
17:10024	POOL HIRE AND GROUP BOOKINGS							
17:10025	Pool Hire Program Pool/Learn to Swim Pool	Per person	2	\$50.00	-	\$5.00	\$55.00	
17:10026	Adult/Sport/Social entry (payable with pool hire charge)	Per person per booking	2	\$4.55	-	\$0.45	\$5.00	
17:10027	Pool hire separate charge	Per lane per hour	2	\$31.82	-	\$3.18	\$35.00	
17:10028	Club Carnival Bookings	Per day or part thereof	2	\$427.27	-	\$42.73	\$470.00	
17:10029	Centre Hire (After Hours)	Per hour	2	\$172.73	-	\$17.27	\$190.00	
17:10030	User Group agreement Seasonal Charge	Per year per location	2	\$122.73	-	\$12.27	\$135.00	
17:10031	Service Cleaning Fee	Per quote	2	10/11 of fee charged	-	1/11 of fee charged	By quote	
17:10032	Birthday Parties	Per person	2	\$25.91	-	\$2.59	\$28.50	
17:10033	School Entry	Per student	2	\$4.09	-	\$0.41	\$4.50	
17:10034	School Carnival Booking Fee (includes starter)	Per booking	2	\$147.27	-	\$14.73	\$162.00	
17:10035	MEMBERSHIPS and MULTIPASSES							
17:10036	Adult 30 visits	Per 30 visit pass	2	\$154.55	-	\$15.45	\$170.00	
17:10037	Concession/Child 14/U 30 visit pass	Per 30 visit pass	2	\$102.73	-	\$10.27	\$113.00	
17:10038	12 Month Membership Pass	Per year	2	\$632.73	-	\$63.27	\$696.00	
17:10039	12 Month Membership Pass Concession	Per year	2	\$458.18	-	\$45.82	\$504.00	
17:10040	Learn to Swim Program (LTS)							
17:10041	Aqua Play 1 and 2	Per child per lesson	2	\$15.00	-	\$0.00	\$15.00	
17:10042	Mainstream and Aqua Play 3	Per child per lesson	2	\$19.60	-	\$0.00	\$19.60	
17:10043	Special Needs Lower class ratio	Per child per lesson	2	\$19.60	-	\$0.00	\$19.60	
17:10044	Private Lesson 15 minutes	Per child per lesson	2	\$32.30	-	\$0.00	\$32.30	
17:10045	2nd Lesson per week Aqua Play and Mainstream	Per child per lesson	2	\$10.50	-	\$0.00	\$10.50	
17:10046	Intensive LTS (5 consecutive lessons) Available only in School Holidays	Per child per lesson	2	\$17.50	-	\$0.00	\$17.50	
17:10047	Monthly Debit Aquaplay based on 12 monthly deductions for 1 lesson per week	Per month	2	\$56.25	-	\$0.00	\$56.25	
17:10048	Monthly Debit Mainstream and Aqua Play 3 based on 12 monthly deductions for 1 lesson per week	Per month	2	\$73.50	-	\$0.00	\$73.50	
17:10049	Monthly Debit Aqua Play and Mainstream based on 12 monthly deductions for additional lesson per week	Per month	2	\$43.75	-	\$0.00	\$43.75	
17:10050	Monthly Debit Private based on 12 monthly deductions for 1 lesson per week	Per month	2	\$121.13	-	\$0.00	\$121.13	
17:10051	School Learn to Swim programs	Per child per lesson	2	By quote	-	\$0.00	By quote	
17:10052	Squad Coaching							
17:10053	Jnr Swimfit Casual Session	Per session	2	\$17.82	-	\$1.78	\$19.60	
17:10054	Jnr Swimfit 4 Sessions valid 1 month	Per month	2	\$65.91	-	\$6.59	\$72.50	
17:10055	Jnr Swimfit Unlimited Sessions	Per month	2	\$101.82	-	\$10.18	\$112.00	
17:10056	Jnr Swimfit 10 Sessions pass	Per 10 visit pass	2	\$165.45	-	\$16.55	\$182.00	
17:10057	Squad Bronze Casual Session	Per session	2	\$21.82	-	\$2.18	\$24.00	
17:10058	Squad Bronze 4 Sessions valid 1 month	Per month	2	\$72.73	-	\$7.27	\$80.00	
17:10059	Squad Bronze Unlimited Sessions 1st Child	Per month	2	\$110.91	-	\$11.09	\$122.00	
17:10060	Squad Bronze Unlimited Sessions 2nd Child	Per month	2	\$105.45	-	\$10.55	\$116.00	
17:10061	Squad Bronze Unlimited Sessions 3rd Child	Per month	2	\$100.00	-	\$10.00	\$110.00	
17:10062	Squad Silver Casual Session	Per session	2	\$21.82	-	\$2.18	\$24.00	
17:10063	Squad Silver 4 Sessions valid 1 month	Per month	2	\$72.73	-	\$7.27	\$80.00	
17:10064	Squad Silver Unlimited Sessions 1st Child	Per month	2	\$126.36	-	\$12.64	\$139.00	
17:10065	Squad Silver Unlimited Sessions 2nd Child	Per month	2	\$118.18	-	\$11.82	\$130.00	
17:10066	Squad Silver Unlimited Sessions 3rd Child	Per month	2	\$113.18	-	\$11.32	\$124.50	
17:10067	Squad Gold Casual Session	Per session	2	\$21.82	-	\$2.18	\$24.00	
17:10068	Squad Gold 4 Sessions valid 1 month	Per month	2	\$72.73	-	\$7.27	\$80.00	
17:10069	Squad Gold Unlimited Sessions 1st Child	Per month	2	\$148.18	-	\$14.82	\$163.00	

2019-20 Item Number	Description of Fees and Charges	Unit of Measurement	Price Category	2019-20 Central Coast Council Fee	Other Regulatory Fees and Charges	GST @ 10% Remitted to ATO (if applicable)	TOTAL 2019-20 FEE (GST inclusive where applicable)	Regulatory Fees and Charges Paid to
17:10070	Squad Gold Unlimited Sessions 2nd Child	Per month	2	\$140.91		\$14.09	\$155.00	
17:10071	Squad Gold Unlimited Sessions 3rd Child	Per month	2	\$134.55		\$13.45	\$148.00	
17:10072	Special Olympics	Per session	2	\$12.27		\$1.23	\$13.50	
17:10073	Special Olympics 10 session pass	Per 10 visit pass	2	\$103.64		\$10.36	\$114.00	
17:10074	Adult Squad - Swim Fit	Per session	2	\$13.18		\$1.32	\$14.50	
17:10075	PENINSULA LEISURE CENTRE							
17:10076	Casual Entry							
17:10077	Adult Swim	Per person	2	\$7.09		\$0.71	\$7.80	
17:10078	Concession (Pension Card Holders, Seniors Card Holders)	Per person	2	\$4.55		\$0.45	\$5.00	
17:10079	Child Swim 0 to 4 years (Free with paying adult)	Per person	2	No charge		\$0.00	No charge	
17:10080	Child Swim 5 to 18 years	Per person	2	\$4.09		\$0.41	\$4.50	
17:10081	Children under 10 years old must be supervised by a responsible adult 18 years or older	Per person	2	\$3.36		\$0.34	\$3.70	
17:10082	Spectator	Per person	2	\$10.00		\$1.00	\$11.00	
	Spa, Sauna, Steam Casual							
	Includes pool entry							
17:10083	Spa Sauna Steam Concession	Per person	2	\$8.64		\$0.86	\$9.50	
	Includes pool entry							
17:10084	Learn to Swim Program (LTS)							
17:10085	Aqua Play 1 and 2	Per child per lesson	2	\$15.00		\$0.00	\$15.00	
17:10086	Mainstream and Aqua Play 3 4 per class	Per child per lesson	2	\$19.60		\$0.00	\$19.60	
17:10087	Special Needs Lower class ratio	Per child per lesson	2	\$19.60		\$0.00	\$19.60	
17:10088	Private Lesson 15 minutes	Per child per lesson	2	\$32.30		\$0.00	\$32.30	
17:10089	2nd Lesson per week Aqua Play and Mainstream	Per child per lesson	2	\$10.50		\$0.00	\$10.50	
17:10090	Intensive LTS (5 consecutive lessons) Available only in School Holidays.	Per child per lesson	2	\$17.50		\$0.00	\$17.50	
17:10091	Monthly Debit Aquaplay based on 12 monthly deductions for 1 lesson per week	Per month	2	\$56.25		\$0.00	\$56.25	
17:10092	Monthly Debit Mainstream and Aqua Play 3 based on 12 monthly deductions for 1 lesson per week	Per month	2	\$73.50		\$0.00	\$73.50	
17:10093	Monthly Debit Aqua Play and Mainstream based on 12 monthly deductions for additional lesson per week	Per month	2	\$43.75		\$0.00	\$43.75	
17:10094	Monthly Debit Private based on 12 monthly deductions for 1 lesson per week	Per month	2	\$121.13		\$0.00	\$121.13	
17:10095	School Learn to Swim programs	Per child per lesson	2	By quote		\$0.00	By quote	
17:10096	Squad Coaching							
17:10097	Jnr Swimfit Casual Session	Per session	2	\$17.82		\$1.78	\$19.60	
17:10098	Jnr Swimfit 4 Sessions valid 1 month	Per month	2	\$65.91		\$6.59	\$72.50	
17:10099	Jnr Swimfit Unlimited Sessions (valid 1 month)	Per month	2	\$101.82		\$10.18	\$112.00	
17:10100	Jnr Swimfit 10 Sessions pass	Per 10 visit pass	2	\$165.45		\$16.55	\$182.00	
17:10101	Squad Bronze Casual Session	Per session	2	\$21.82		\$2.18	\$24.00	
17:10102	Squad Bronze 4 Sessions valid 1 month	Per month	2	\$72.73		\$7.27	\$80.00	
17:10103	Squad Bronze Unlimited Sessions 1st Child	Per month	2	\$110.91		\$11.09	\$122.00	
17:10104	Squad Bronze Unlimited Sessions 2nd Child	Per month	2	\$105.45		\$10.55	\$116.00	
17:10105	Squad Bronze Unlimited Sessions 3rd Child	Per month	2	\$100.00		\$10.00	\$110.00	
17:10106	Squad Silver Casual Session	Per session	2	\$21.82		\$2.18	\$24.00	
17:10107	Squad Silver 4 Sessions valid 1 month	Per month	2	\$72.73		\$7.27	\$80.00	
17:10108	Squad Silver Unlimited Sessions 1st Child	Per month	2	\$126.36		\$12.64	\$139.00	
17:10109	Squad Silver Unlimited Sessions 2nd Child	Per month	2	\$118.18		\$11.82	\$130.00	
17:10110	Squad Silver Unlimited Sessions 3rd Child	Per month	2	\$113.32		\$11.32	\$124.50	
17:10111	Squad Gold Casual Session	Per session	2	\$21.82		\$2.18	\$24.00	
17:10112	Squad Gold 4 Sessions valid 1 month	Per month	2	\$72.73		\$7.27	\$80.00	
17:10113	Squad Gold Unlimited Sessions 1st Child	Per month	2	\$148.18		\$14.82	\$163.00	
17:10114	Squad Gold Unlimited Sessions 2nd Child	Per month	2	\$140.91		\$14.09	\$155.00	
17:10115	Squad Gold Unlimited Sessions 3rd Child	Per month	2	\$134.55		\$13.45	\$148.00	
17:10116	Special Olympics	Per session	2	\$12.27		\$1.23	\$13.50	
17:10117	Special Olympics 10 session pass	Per 10 visit pass	2	\$103.64		\$10.36	\$114.00	
17:10118	Adult Squad - Swim Fit	Per session	2	\$13.18		\$1.32	\$14.50	
17:10119	Pool Hire							
	Hourly rate unless specified otherwise							
17:10120	Aquatic Centre Hire (After Hours)	Per hour	2	\$350.00		\$35.00	\$385.00	
17:10121	User groups seasonal usage fee	Per season	2	\$122.73		\$12.27	\$135.00	
17:10122	Service Cleaning Fee	Per service	2	10/11 of fee charged		1/11 of fee charged	Price on application	
17:10123	Pool Hire 50m	Per hour	2	\$129.09		\$12.91	\$142.00	
17:10124	Pool Hire 25m	Per hour	2	\$104.55		\$10.45	\$115.00	
17:10125	Pool Hire Program Pool/ Leisure Pool/ Learn to Swim Pool	Per hour	2	\$81.82		\$8.18	\$90.00	
17:10126	Club Carnival Bookings (Daily fee)	Per day	2	\$895.45		\$89.55	\$985.00	
17:10127	Adult/Sport/Social entry (payable with pool hire charge) Pool hire separate charge	Per Person	2	\$4.55		\$0.45	\$5.00	
17:10128	Carnival Entry Fee - Minimum 250 people (payable with no pool hire charge)	Per entry	2	\$6.09		\$0.61	\$6.70	
17:10129	School Carnival Booking Fee (includes starter)	Per day	2	\$147.27		\$14.73	\$162.00	
17:10130	School Carnival change of pool set up (one pool change included with booking)	Per pool change	2	\$90.00		\$9.00	\$99.00	
17:10131	School Carnival Leisure Pool	Per booking	2	\$90.00		\$9.00	\$99.00	
17:10132	School Entry	Per person	2	\$4.09		\$0.41	\$4.50	

2019-20 Item Number	Description of Fees and Charges	Unit of Measurement	Price Category	2019-20 Central Coast Council Fee	Other Regulatory Fees and Charges	GST @ 10% Remitted to ATO (if applicable)	TOTAL 2019-20 FEE (GST inclusive where applicable)	Regulatory Fees and Charges Paid to
17:10133	Timing system set-up fee	Per booking	2	\$59.09	-	\$5.91	\$65.00	
17:10134	School slide hire no staff	Per booking	2	\$61.82	-	\$6.18	\$68.00	
17:10135	Water polo casual booking	Per set up	2	\$122.73	-	\$12.27	\$135.00	
17:10136	Meeting Room Hire (Pool Hall)	Per hour	2	\$32.73	-	\$3.27	\$36.00	
17:10137	Lane Hire 50m pool / 25m pool	Per lane per hour	2	\$31.82	-	\$3.18	\$35.00	
17:10138	Memberships							
17:10139	Gold (All areas) 12 months	Per year	2	\$892.73	-	\$89.27	\$1,092.00	
17:10140	Gold Concession (All areas) 12 months	Per year	2	\$894.55	-	\$89.45	\$984.00	
17:10141	Health Club 12 months	Per year	2	\$850.91	-	\$85.09	\$936.00	
17:10142	Health Club Concession 12 months	Per year	2	\$785.45	-	\$78.55	\$864.00	
17:10143	Pool Membership 12 months	Per year	2	\$632.73	-	\$63.27	\$696.00	
17:10144	Pool Membership Concession 12 months	Per year	2	\$468.18	-	\$46.82	\$504.00	
17:10145	Joining Fee (Direct Debit only)	Per fee	2	\$53.64	-	\$5.36	\$59.00	
17:10146	Membership Tag	Per tag	2	\$27.27	-	\$2.73	\$30.00	
17:10147	Crèche Gold 12 months Only available with Paid Membership	Per year	2	\$370.91	-	\$37.09	\$408.00	
17:10148	Crèche 12 months	Per year	2	\$490.91	-	\$49.09	\$540.00	
17:10149	Holiday Membership (weekly) Only available to customers outside local area.	Per week	2	\$50.00	-	\$5.00	\$55.00	
17:10150	Corporate Memberships	Per membership	2	\$172.73	-	\$17.27	\$190.00	
17:10151	Rehabilitation Membership gym and pool (1 month)	Per month	2	\$158.18	-	\$15.82	\$174.00	
17:10152	Rehabilitation Membership gym and pool (3 months)	Per 3 months	2	\$474.55	-	\$47.45	\$522.00	
17:10153	Rehabilitation Membership pool only (1 month)	Per month	2	\$104.55	-	\$10.45	\$115.00	
17:10154	Rehabilitation Membership pool only (3 months)	Per 3 months	2	\$313.64	-	\$31.36	\$345.00	
17:10155	Health and Fitness							
17:10156	Gym / Group Fitness Casual							
17:10157	Gym Casual (including spa)	Per session	2	\$20.91	-	\$2.09	\$23.00	
17:10158	Gym Casual concession (including spa)	Per session	2	\$19.09	-	\$1.91	\$21.00	
17:10159	Group Fitness/ Aqua Fitness casual	Per session	2	\$15.45	-	\$1.55	\$17.00	
17:10160	Group Fitness/ Aqua Fitness concession casual	Per session	2	\$14.09	-	\$1.41	\$15.50	
17:10161	Seniors Programs	Per session	2	\$9.09	-	\$0.91	\$10.00	
17:10162	School Group Fitness Room Hire	Per session	2	\$4.55	-	\$0.45	\$5.00	
17:10163	Personal Training / Fitness Assessments							
17:10164	Personal Training 1 person (30 minutes)	Per 30 minutes per person	2	\$40.45	-	\$4.05	\$44.50	
17:10165	Personal Training 1 person (1 hour)	Per hour per person	2	\$69.09	-	\$6.91	\$76.00	
17:10166	Personal Training 2 persons (30 minutes)	Per 30 minutes per 2 people	2	\$54.55	-	\$5.45	\$60.00	
17:10167	Personal Training 2 persons (1 hour)	Per hour per 2 people	2	\$86.36	-	\$8.64	\$95.00	
17:10168	Personal Training 3 persons (30 minutes)	Per 30 minutes per 3 people	2	\$60.00	-	\$6.00	\$66.00	
17:10169	Personal Training 3 persons (1 hour)	Per hour per 3 people	2	\$98.18	-	\$9.82	\$108.00	
17:10170	Personal Training Promotional Fee	Per application	2	10/11 of fee charged	-	1/11 of fee charged	Price on application	
17:10171	Non Member Fitness Assessment	Per assessment per person	2	\$69.09	-	\$6.91	\$76.00	
17:10172	Body Analysis (30 minutes)	Per 30 minutes per person	2	\$40.45	-	\$4.05	\$44.50	
17:10173	Personal Training 30 minutes 10 pack	Per 10 - 30 minute sessions	2	\$377.27	-	\$37.73	\$415.00	
17:10174	Personal Training 60 minutes 10 pack	Per 10 - 60 minute sessions	2	\$626.36	-	\$62.64	\$689.00	
17:10175	Personal training - contractors hire - Full-time	Over 20 hours per week	2	\$181.82	-	\$18.18	\$200.00	
17:10176	Personal training - contractors hire - Part-time	Under 20 hours per week	2	\$104.55	-	\$10.45	\$115.00	
17:10177	Specialised Programs	Per program	2	10/11 of fee charged	-	1/11 of fee charged	By quote	
17:10178	Children's Programs							
17:10179	Crèche casual	Per 2 hours	2	\$7.00	-	\$0.70	\$7.70	
17:10180	Member casual	Per 2 hours	2	\$4.55	-	\$0.45	\$5.00	
17:10181	Birthday Party (pool and room usage, minimum 10 people)	Per person	2	\$10.91	-	\$1.09	\$12.00	
17:10182	Sports Hall							
17:10183	Court Hire - half hourly	Per half hour	2	\$25.00	-	\$2.50	\$27.50	
17:10184	Court Hire - hourly	Per hour	2	\$50.00	-	\$5.00	\$55.00	
17:10185	Afterhours	Per hour	2	\$150.00	-	\$15.00	\$165.00	
17:10186	Court Hire - Corporate Rate	Per application	2	10/11 of fee charged	-	1/11 of fee charged	By quote	
17:10187	Casual Session - Senior	Per session maximum 2 hours	2	\$5.45	-	\$0.55	\$6.00	
17:10188	Casual Session - Junior	Per session maximum 2 hours	2	\$4.55	-	\$0.45	\$5.00	
17:10189	School Entry	Per student per entry	2	\$4.55	-	\$0.45	\$5.00	
17:10190	School Holiday Sports Clinics	Per participant	2	\$50.00	-	\$5.00	\$55.00	
17:10191	Sports Competition Senior	Per team per week	2	\$54.55	-	\$5.45	\$60.00	
17:10192	Sports Competition registration fee	Per team competition	2	\$54.55	-	\$5.45	\$60.00	
17:10193	Sports Competition registration fee if paying upfront	Per team competition	2	\$0.00	-	\$0.00	No charge	
17:10194	After School Clinics/Learn to Play	Per student per session	2	\$10.91	-	\$1.09	\$12.00	
17:10195	Birthday party/ holiday clinics	Per student per session	2	\$16.82	-	\$1.68	\$18.50	
17:10196	Initiatable Fun/ Jumping Castles	Per session	2	\$8.18	-	\$0.82	\$9.00	
17:10197	Drop In Sports	Per person per session	2	\$7.27	-	\$0.73	\$8.00	
17:10198	Sports Competition Junior	Per team per game	2	\$40.91	-	\$4.09	\$45.00	
17:10199	Sports Competition registration fee - Junior	Per team competition	2	\$40.91	-	\$4.09	\$45.00	

2019-20 Item Number	Description of Fees and Charges	Unit of Measurement	Price Category	2019-20 Central Coast Council Fee	Other Regulatory Fees and Charges	GST @ 10% Remitted to ATO (if applicable)	TOTAL 2019-20 FEE (GST inclusive where applicable)	Regulatory Fees and Charges Paid to
17-10200	First Aid and Lifesaving Courses							
17-10201	Pool Lifeguard Full course (includes first aid)	Per person per course (3 day course)	2	\$440.91	-	\$44.09	\$485.00	
17-10202	Pool Lifeguard course update	Per person per course	2	\$122.73	-	\$12.27	\$135.00	
17-10203	First Aid Full course - Provide First Aid HLTAID003	Per person per course	2	\$140.91	-	\$14.09	\$155.00	
17-10204	First Aid Full course - Provide First Aid HLTAID004	Per person per course	2	\$168.18	-	\$16.82	\$185.00	
17-10205	Basic Resuscitation Course Update	Per person per course	2	\$50.00	-	\$5.00	\$55.00	
17-10206	Room Hire							
17-10207	Multipurpose Room Hire	Per hour	2	\$57.27	-	\$5.73	\$63.00	
17-10208	Crèche Room - Community Rate	Per hour	2	\$32.73	-	\$3.27	\$36.00	
17-10209	Crèche Room - Standard Rate	Per hour	2	\$43.64	-	\$4.36	\$48.00	
17-10210	BEACH LIFE GUARDING							
17-10211	Provision of lifeguarding service or First Aid	Per hour	3	\$85.45	-	\$8.55	\$94.00	
17-10212	NIAGARA PARK STADIUM							
17-10213	Adults Casual (18 years and over)	Per visit	2	\$5.45	-	\$0.55	\$6.00	
17-10214	Child Casual (4 to 17 years)	Per visit	2	\$4.55	-	\$0.45	\$5.00	
17-10215	Disability Groups	Per visit	2	\$4.55	-	\$0.45	\$5.00	
17-10216	School Groups (1 to 1.5 hours)	Per visit	2	\$4.55	-	\$0.45	\$5.00	
17-10217	Birthday Parties for up to 15 children	Per visit	2	\$18.18	-	\$1.82	\$20.00	
17-10218	Birthday Parties additional children	Per visit	2	\$15.91	-	\$1.59	\$17.50	
17-10219	Vacation Care with lunch	Per visit	2	\$13.64	-	\$1.36	\$15.00	
17-10220	Vacation Care with no lunch	Per visit	2	\$10.91	-	\$1.09	\$12.00	
17-10221	Special Event Hire - standard up to 10 hours	Per day	2	\$1,318.18	-	\$131.82	\$1,450.00	
17-10222	Special Event Hire - additional hours above 10	Per additional hour	2	\$131.82	-	\$13.18	\$145.00	
17-10223	Special Event Excess Rubbish Removal	Per pick up	2	\$159.09	-	\$15.91	\$175.00	
17-10224	Court Hire - Half hourly	Per half hour	2	\$27.27	-	\$2.73	\$30.00	
17-10225	Court Hire - Standard	Per hour	2	\$50.00	-	\$5.00	\$55.00	
17-10226	Court Hire - Regular Hire	Per hour	2	\$47.73	-	\$4.77	\$52.50	
17-10227	Court Hire - 2 Courts (minimum 8 hours)	Per hour	3	\$66.36	-	\$6.64	\$73.00	
17-10228	Meeting Room / Foyer Hire - Category A	Per hour	2	\$30.00	-	\$3.00	\$33.00	
17-10229	Meeting Room / Foyer Hire - Standard	Per day	2	\$140.91	-	\$14.09	\$155.00	
17-10230	Meeting Room / Foyer Hire - Category B	Per hour	2	\$21.82	-	\$2.18	\$24.00	
17-10231	School Reward Day with lunch	Per visit	2	\$1.27	-	\$0.13	\$1.40	
17-10232	School Reward Day with no lunch	Per visit	2	\$10.45	-	\$1.05	\$11.50	
17-10233	Inflatable Fun/ Jumping Castles	Per visit	2	\$7.27	-	\$0.73	\$8.00	
17-10234	Dance Studio Hire	Per week	2	\$190.91	-	\$19.09	\$210.00	
17-10235	Dance Studio Day Hire	Per day	2	\$52.73	-	\$5.27	\$58.00	
17-10236	Hire - Corporate Rate/Commercial	Per application	2	10/11 of fee charged	-	1/11 of fee charged	By quote	
17-10237	Office Rent - Youth For Christ	Per month	2	\$2,045.45	-	\$204.55	\$2,250.00	
17-10238	Café Rent - SPAR (Canteen)	Per month	2	\$2,181.82	-	\$218.18	\$2,400.00	
17-10239	Equipment storage fee for non-regular bookings	Per week	3	\$22.73	-	\$2.27	\$25.00	
17-10240	LAKE HAVEN RECREATION CENTRE							
17-10241	Health and Fitness Memberships							
17-10242	Gold Membership (includes Gym, Toukley Pool, Wyong Pool)	Per year	2	\$992.73	-	\$99.27	\$1,092.00	
17-10243	Gold Membership concession (includes Gym, Toukley pool, Wyong Pool)	Per year	2	\$694.55	-	\$69.45	\$764.00	
17-10244	Health Club Membership	Per year	2	\$650.91	-	\$65.09	\$716.00	
17-10245	Health Club Concession	Per year	2	\$785.45	-	\$78.55	\$864.00	
17-10246	Health Club Concession (Teen)	Per year	2	\$459.09	-	\$45.91	\$505.00	
17-10247	Foundation Membership	Per year	2	\$752.73	-	\$75.27	\$828.00	
17-10248	Corporate Membership	Per year	2	10/11 of fee charged	-	1/11 of fee charged	By quote	
17-10249	Family Membership 2 adults + 2 children (under 18 years). Only available to members holding this membership at 1 July 2017	Per year	2	\$1,775.45	-	\$177.55	\$1,953.00	
17-10250	Family Membership 2 adults + 2 children (under 18 years). Only available to members holding this membership at 1 July 2017, including Learn to Swim once per week per child	Per year	2	\$2,386.36	-	\$238.64	\$2,625.00	
17-10251	Family Membership 2 adults + 3 children (under 18 years). Only available to members holding this membership at 1 July 2017, including Learn to Swim once per week per child	Per year	2	\$2,634.55	-	\$263.45	\$2,898.00	
17-10252	Family Membership 2 adults + 4 children (under 18 years). Only available to members holding this membership at 1 July 2017, including Learn to Swim once per week per child	Per year	2	\$3,207.27	-	\$320.73	\$3,528.00	
17-10253	Rehabilitation Membership Gym and Toukley Pool (1 month)	Per month	2	\$136.36	-	\$13.64	\$150.00	
17-10254	Rehabilitation Membership Gym and Toukley Pool (3 months)	Per 3 months	2	\$409.09	-	\$40.91	\$450.00	
17-10255	Memberships Promotional Fee	Per membership	2	10/11 of fee charged	-	1/11 of fee charged	By quote	
17-10256	Joining Fee	Per person	2	\$53.64	-	\$5.36	\$59.00	
17-10257	One-off payable upon membership	Per item	2	10/11 of fee charged	-	1/11 of fee charged	Retail price	
17-10258	Health and Fitness Casual Usage							
17-10259	Gym / Group Fitness Casual							
17-10260	Gym Casual (including spa)	Per visit	2	\$18.18	-	\$1.82	\$20.00	
17-10261	Gym Casual concession (including spa)	Per visit	2	\$14.55	-	\$1.45	\$16.00	
17-10262	Group Fitness casual	Per visit	2	\$18.18	-	\$1.82	\$20.00	
17-10263	Group Fitness Concession casual	Per visit	2	\$14.55	-	\$1.45	\$16.00	
17-10264	Casual Seniors visit	Per visit	2	\$7.27	-	\$0.73	\$8.00	

2019-20 Item Number	Description of Fees and Charges	Unit of Measurement	Price Category	2019-20 Central Coast Council Fee	Other Regulatory Fees and Charges	GST @ 10% Remitted to ATO (if applicable)	TOTAL 2019-20 FEE (GST inclusive where applicable)	Regulatory Fees and Charges Paid to
17-10265	Personal Training							
17-10266	Personal Training 1 person (30 minutes)	Per session	2	\$34.55	-	\$3.45	\$38.00	
17-10267	Personal Training 1 person (1 hour)	Per session	2	\$69.09	-	\$6.91	\$76.00	
17-10268	Personal Training 2 persons (30 minutes)	Per session	2	\$54.55	-	\$5.45	\$60.00	
17-10269	Personal Training 2 persons (1 hour)	Per session	2	\$86.36	-	\$8.64	\$95.00	
17-10270	Personal Training 3 persons (30 minutes)	Per session	2	\$60.00	-	\$6.00	\$66.00	
17-10271	Personal Training 3+ persons (1 hour)	Per session	2	\$98.18	-	\$9.82	\$108.00	
17-10272	Personal Training Promotional Fee	Per session	2	10/11 of fee charged	-	1/11 of fee charged	By quote	
17-10273	Personal Training 30 minutes 10 pack	Per session	2	\$34.55	-	\$3.45	\$38.00	
17-10274	Personal Training 60 minutes 10 pack	Per session	2	\$62.64	-	\$6.26	\$68.90	
17-10275	Specialised Programs	Per program	2	10/11 of fee charged	-	1/11 of fee charged	By quote	
17-10276	Other Activities							
17-10277	Learn to Play	Per visit	2	\$10.91	-	\$1.09	\$12.00	
17-10278	School PE	Per guest	2	\$4.55	-	\$0.45	\$5.00	
17-10279	Birthday Party	Per guest	2	\$16.82	-	\$1.68	\$18.50	
17-10280	Kindy Fun	Per term	2	\$58.18	-	\$5.82	\$64.00	
17-10281	Sports Competitions							
17-10282	Sports Competition Junior	Per game	2	\$40.91	-	\$4.09	\$45.00	
17-10283	Sports Competition Senior	Per game	2	\$54.55	-	\$5.45	\$60.00	
17-10284	Sports Competition registration fee - Junior	Per team competition	2	\$40.91	-	\$4.09	\$45.00	
17-10285	Sports Competition registration fee - Senior	Per team competition	2	\$54.55	-	\$5.45	\$60.00	
17-10286	Sports Competition registration fee if paying upfront	Per team competition	2	\$0.00	-	\$0.00	No charge	
17-10287	Casual Session - Senior	Per session maximum 2 hours	2	\$5.45	-	\$0.55	\$6.00	
17-10288	Casual Session - Junior	Per session maximum 2 hours	2	\$4.55	-	\$0.45	\$5.00	
17-10289	Drop In Sports	Per person per session	2	\$7.27	-	\$0.73	\$8.00	
17-10290	Squash	Per hour	2	\$19.09	-	\$1.91	\$21.00	
17-10291	Court Hire	Per hour	2	\$50.00	-	\$5.00	\$55.00	
17-10292	Court Hire - Half hourly	Per half hour	2	\$25.00	-	\$2.50	\$27.50	
17-10293	Afterhours	Per hour	2	\$150.00	-	\$15.00	\$165.00	
17-10294	Court Hire - Corporate Rate	Per application	2	10/11 of fee charged	-	1/11 of fee charged	By quote	
17-10295	Room Hire Category A	Per hour	2	\$19.09	-	\$1.91	\$21.00	
17-10296	Room Hire Category B	Per hour	2	\$30.00	-	\$3.00	\$33.00	
17-10297	Crèche Fees							
17-10298	Crèche casual	Per child per visit	2	\$4.55	-	\$0.45	\$5.00	
17-10299	Member casual	Per two children per visit	2	\$7.00	-	\$0.70	\$7.70	
17-10300	Fee only available to Gold members	Per year	2	\$370.91	-	\$37.09	\$408.00	
17-10301	Crèche Gold 12 months	Per year	2	\$490.91	-	\$49.09	\$540.00	
17-10302	TOUKLEY POOL and WYONG POOL							
17-10303	GENERAL ADMISSION ENTRY FEES							
17-10304	Adult Entry	Per visit	2	\$5.45	-	\$0.55	\$6.00	
17-10305	Child Swim 0 to 4 years (Free with paying adult)	Per visit	2	No charge	-	\$0.00	No charge	
17-10306	Children 5 to 18 years / Concession (Pension Card Holders) Children under 10 years old must be supervised by a responsible adult 18 years or older	Per visit	2	\$3.18	-	\$0.32	\$3.50	
17-10307	Spectator	Per visit	2	\$2.73	-	\$0.27	\$3.00	
17-10308	Family (2 adults and 3 children)	Per visit	2	\$15.00	-	\$1.50	\$16.50	
17-10309	Schools Visit	Per visit	2	\$3.18	-	\$0.32	\$3.50	
17-10310	Aqua aerobics concession	Per visit	2	\$10.36	-	\$1.04	\$11.40	
17-10311	Aqua aerobics	Per visit	2	\$13.45	-	\$1.35	\$14.80	
17-10312	Pool Hire and Group Bookings							
17-10313	Lane Hire 50m pool / 25m pool	Per lane per hour	2	\$31.82	-	\$3.18	\$35.00	
17-10314	Memberships							
17-10315	Adult	Per year	2	\$409.09	-	\$40.91	\$450.00	
17-10316	Child	Per year	2	\$227.27	-	\$22.73	\$250.00	
17-10317	Concession	Per year	2	\$227.27	-	\$22.73	\$250.00	
17-10318	Family (2 adults and 2 children)	Per year	2	\$754.55	-	\$75.45	\$830.00	
17-10319	Rehabilitation Membership - pool only (1 month)	Per month	3	\$104.55	-	\$10.45	\$115.00	
17-10320	Rehabilitation Membership - pool only (3 months)	Per 3 months	3	\$313.64	-	\$31.36	\$345.00	
17-10321	Learn to Swim Program (LTS)							
17-10322	Mainstream Lessons	Per lesson	2	\$18.30	-	\$0.00	\$18.30	
17-10323	Monthly Debit - Mainstream Lessons	Per month	2	\$68.63	-	\$0.00	\$68.63	
17-10324	Private Learn to Swim 15 minutes	Per lesson	2	\$30.00	-	\$0.00	\$30.00	
17-10325	Monthly Debit - Private Learn to Swim 15 minutes	Per month	2	\$112.50	-	\$0.00	\$112.50	
17-10326	Achievers Learn to Swim	Per lesson	2	\$13.50	-	\$0.00	\$13.50	
17-10327	2nd Lesson per week Aqua Play and Mainstream	Per lesson	2	\$10.50	-	\$0.00	\$10.50	
17-10328	Intensive Learn to Swim (5 consecutive lessons) Available only in School Holidays.	Per lesson	3	\$17.50	-	\$0.00	\$17.50	
17-10329	Squads							
17-10330	Squad Bronze Casual Session	Per session	2	\$20.00	-	\$2.00	\$22.00	
17-10331	Squad Bronze 4 Sessions valid 1 month	Per 4 visit pass	2	\$50.00	-	\$5.00	\$55.00	
17-10332	Squad Bronze Unlimited Sessions	Per month	2	\$108.18	-	\$10.82	\$119.00	

2019-20 Item Number	Description of Fees and Charges	Unit of Measurement	Price Category	2019-20 Central Coast Council Fee	Other Regulatory Fees and Charges	GST @ 10% Remitted to ATO (if applicable)	TOTAL 2019-20 FEE (GST inclusive where applicable)	Regulatory Fees and Charges Paid to
17-10333	Squad Silver Casual Session	Per session	2	\$18.91	-	\$1.89	\$20.80	
17-10334	Squad Silver 4 Sessions valid 1 month	Per 4 visit pass	2	\$50.00	-	\$5.00	\$55.00	
17-10335	Squad Silver Unlimited Sessions	Per month	2	\$118.18	-	\$11.82	\$130.00	
17-10336	Squad Gold Casual Session	Per session	2	\$18.91	-	\$1.89	\$20.80	
17-10337	Squad Gold 4 Sessions valid 1 month	Per 4 visit pass	2	\$59.09	-	\$5.91	\$65.00	
17-10338	Squad Gold Unlimited Sessions	Per month	2	\$128.18	-	\$12.82	\$141.00	
17-10339	Multi Visit							
17-10340	10 visit aqua pass	Per 10 visit pass	2	\$129.09	-	\$12.91	\$142.00	
17-10341	10 visit aqua pass concession	Per 10 visit pass	2	\$96.36	-	\$9.64	\$106.00	
17-10342	20 visit	Per 20 visit pass	2	\$109.09	-	\$10.91	\$120.00	
17-10343	20 visit concession	Per 20 visit pass	2	\$63.64	-	\$6.36	\$70.00	
17-10344	THE ENTRANCE OCEAN BATHS							
17-10345	Pool Hire	Per hire	2	10/11 of fee charged	-	1/11 of fee charged	By quote	
18-10000	18. LIBRARY SERVICES The Library Operating Guidelines - Reversal of Library Fees and Charges explain instances in which the Library may reverse a fee or charge.							
18-10001	Lost and damaged library resources (replacement item of equal value can be provided with proof of purchase)	Per item	4	10/11 of fee charged	-	1/11 of fee charged	Replacement cost (including \$12 administration fee)	
18-10002	Audio books - lost/damaged CDs	Per CD	4	10/11 of fee charged	-	1/11 of fee charged	\$7.40 processing Fee plus \$7.40 for each CD	
18-10003	Resaplication of item identification such as RFID tags, barcodes and spine labels	Per item	4	\$1.82	-	\$0.18	\$2.00	
18-10004	Reservation (for items on loan, nil if item available at any branch)	Per item	5	\$1.82	-	\$0.18	\$2.00	
18-10005	Reservation - senior citizens/children (under 18) (for items on loan, nil if item available at any branch)	Per item	5	\$0.91	-	\$0.09	\$1.00	
18-10006	Inter-library loans charged per item when sourced from a NSW public library (additional fees may apply as set by Libraries Australia for items sourced from outside the public library system or for urgent items)	Per loan	5	\$4.55	-	\$0.45	\$5.00	
18-10007	Replacement library card	Each	5	\$0.91	-	\$0.09	\$1.00	
18-10008	Photocopying							
18-10009	A4 black and white	Per page	5	\$0.18	-	\$0.02	\$0.20	
18-10010	A4 colour	Per page	5	\$1.36	-	\$0.14	\$1.50	
18-10011	A3 black and white	Per page	5	\$0.55	-	\$0.05	\$0.60	
18-10012	A3 colour	Per page	5	\$2.27	-	\$0.23	\$2.50	
18-10013	Printing from PC							
18-10014	A4 black and white	Per page	5	\$0.18	-	\$0.02	\$0.20	
18-10015	A4 colour	Per page	5	\$1.36	-	\$0.14	\$1.50	
18-10016	A3 black and white	Per page	5	\$0.55	-	\$0.05	\$0.60	
18-10017	A3 colour	Per page	5	\$2.27	-	\$0.23	\$2.50	
18-10018	Library Room Hire							
18-10019	Business/Private Rates	Per hour	5	\$21.82	-	\$2.18	\$24.00	
18-10020	Community/Not for Profit Rates	Per hour	5	\$10.91	-	\$1.09	\$12.00	
18-10021	Room hire exemption - applies to students showing their student card and pensioners showing their pension card only during business hours	Per hour	5	No charge	-	\$0.00	No charge	
18-10022	Other Library Fees and Charges							
18-10023	Library bags	Each	4	\$4.55	-	\$0.45	\$5.00	
18-10024	USB flash drives 4GB	Per item	4	\$4.55	-	\$0.45	\$5.00	
18-10025	Library programs/workshops - prices are based on activity (up to a maximum of \$25.00)	Per person/family per workshop	5	10/11 of fee charged	-	1/11 of fee charged	Maximum \$25.00 based on activity	
18-10026	Local History Publications	Each	4	10/11 of fee charged	-	1/11 of fee charged	Retail price	
18-10027	Local History Publication sales to community groups	Each	4	10/11 of fee charged	-	1/11 of fee charged	At cost	
18-10028	Local History Publication - 'Wreck of Haliatand'	Each	4	\$22.73	-	\$2.27	\$25.00	
18-10029	Temporary membership for visitors residing outside the Central Coast local government area not entitled to reciprocal membership	Per person	4	\$4.55	-	\$0.45	\$5.00	
18-10030	Workshop/Seminar attendance (minimum 2 hours) - community members	Per person	5	10/11 of fee charged	-	1/11 of fee charged	Maximum \$15.00 dependent on event	
18-10031	Workshop/Seminar attendance (minimum 2 hours) - professional development	Per person	5	10/11 of fee charged	-	1/11 of fee charged	Maximum \$40.00 dependent on event	
18-10032	Orchle - childcare fee during Workshop/Seminar attendance	Per child per hour	5	\$5.50	-	\$0.00	\$5.50	
19-10000	19. LICENCES, PERMITS AND INSPECTIONS							
19-10001	Application under Section 68 of the Local Government Act 1993 The fee for an application for approval under the Local Government Act 1993 not part of a development application	Per application	3	\$65.00	-	\$0.00	\$65.00	
19-10003	Application for the initial approval to operate under Section 68 F2 or F3 for a caravan park, camping ground or manufactured home estate. Not part of development application							
19-10004	12 sites or less	Per application	1	\$65.00	-	\$0.00	\$65.00	
19-10005	Greater than 12 sites (per site)	Per site	1	\$5.00	-	\$0.00	\$5.00	
19-10006	Re-inspection required because of non-compliance with the Local Government (Manufactured Home Estates, Caravan Parks, Camping Grounds and Moveable Dwellings) Regulation 2005 at the initial inspection							
19-10007	12 sites or less	Per inspection	1	\$65.00	-	\$0.00	\$65.00	
19-10008	Greater than 12 sites (per site)	Per site	1	\$5.00	-	\$0.00	\$5.00	
19-10009	17 sites or less	Per inspection	1	\$65.00	-	\$0.00	\$65.00	
19-10010	Greater than 17 sites (per site)	Per inspection	1	\$4.00	-	\$0.00	\$4.00	
19-10011	Food Shops Annual Administration charge							

2019-20 Item Number	Description of Fees and Charges	Unit of Measurement	Price Category	2019-20 Central Coast Council Fee	Other Regulatory Fees and Charges	GST @ 10% Remitted to ATO (if applicable)	TOTAL 2019-20 FEE (GST inclusive where applicable)	Regulatory Fees and Charges Paid to
19-10012	Up to 5 full time equivalent food handlers	Per premise	1	\$215.00	-	\$0.00	\$215.00	
19-10013	Up to 5 full time equivalent food handlers (home based, mobile or temporary)	Per premise	1	\$110.00	-	\$0.00	\$110.00	
19-10014	With between 5 to 50 full time equivalent food handlers	Per premise	1	\$670.00	-	\$0.00	\$670.00	
19-10015	Greater than 50 full time equivalent food handlers	Per premise	1	\$1,030.00	-	\$0.00	\$1,030.00	
19-10016	Improvement notice served under <i>Food Act 2003</i> (Section 66AA)	Per premise	1	\$330.00	-	\$0.00	\$330.00	
19-10017	Re-inspection - registered premises	Per premise	3	\$240.00	-	\$0.00	\$240.00	
19-10018	Temporary food business, or a home based business - annual approval to operate Per temporary food business. Applies to commercial food businesses and does not apply to food operations carried out by community service or charitable organisations.							
19-10019	Annual approval to operate	Per approval	3	\$189.00	-	\$0.00	\$189.00	
19-10020	Single event approval to operate	Per approval	3	\$92.00	-	\$0.00	\$92.00	
19-10021	Business Inspections							
19-10022	Food shops - low risk	Per inspection	3	\$169.00	-	\$0.00	\$169.00	
19-10023	Food shops - medium risk	Per inspection	3	\$200.00	-	\$0.00	\$200.00	
19-10024	Food shops - high risk	Per inspection	3	\$236.00	-	\$0.00	\$236.00	
19-10025	Food shops - pubs and Clubs (bar only)	Per inspection	3	\$110.00	-	\$0.00	\$110.00	
19-10026	Food shops - home based, mobile or temporary	Per inspection	5	\$90.00	-	\$0.00	\$90.00	
19-10027	Hairdressers/Beauty Salons/Barbers	Per premise	3	\$163.00	-	\$0.00	\$163.00	
19-10028	Skin Penetration	Per premise	3	\$174.00	-	\$0.00	\$174.00	
19-10029	Mortuaries/Crematoriums	Per premise	3	\$174.00	-	\$0.00	\$174.00	
19-10030	On-Site sewage management fees							
19-10031	Application for new approval to operate on-site sewage management facility - domestic	Per application	5	\$63.50	-	\$0.00	\$63.50	
19-10032	Application for new approval to operate on-site sewage management facility - commercial	Per application	5	\$235.00	-	\$0.00	\$235.00	
19-10033	Application for renewal of approval to operate sewage management facility							
19-10034	Domestic	Per application	4	\$53.00	-	\$0.00	\$53.00	
19-10035	Commercial	Per application	4	\$117.00	-	\$0.00	\$117.00	
19-10036	Application to install or construct a sewage management facility							
19-10037	Domestic	Per application	4	\$660.00	-	\$0.00	\$660.00	
19-10038	Commercial	Per application	4	\$922.00	-	\$0.00	\$922.00	
19-10039	Additional expenses							
19-10040	Application to alter an existing sewage management facility - domestic	Per application	4	\$230.00	-	\$0.00	\$230.00	
19-10041	Application to alter an existing sewage management facility - commercial	Per application	4	\$450.00	-	\$0.00	\$450.00	
19-10042	Inspection fees							
19-10043	Pre-purchase inspection of domestic or commercial On-site sewage management system	Per property	4	\$200.00	-	\$0.00	\$200.00	
19-10044	On-site sewage management system audit re-inspection <i>(Applicable when the schedule of works has not been compiled with)</i>	Per inspection	4	\$148.00	-	\$0.00	\$148.00	
19-10045	Multiple systems (one allotment)	Per additional system	5	\$51.00	-	\$0.00	\$51.00	
19-10046	Laboratory testing and travelling time	Per sample	4	\$230.00	-	\$0.00	\$230.00	
19-10047	Alterations to Existing On Site Sewage Management System							
19-10048	Re-inspection of Major Commercial OSSM System Treating more than 2,000 litres of effluent per day.	Per application	5	\$384.00	-	\$0.00	\$384.00	
19-10049	Inspections New Waste Systems or Alterations, Haikiesbury River - access by water only	Per inspection	5	\$184.00 + costs for water taxi	-	\$0.00	\$184.00 + costs for water taxi	
19-10050	OSSM Plumbing and Drainage inspection fees Inspection of plumbing and drainage work to ensure compliance with prescribed standards							
19-10051	New Connection - On-site Sewage Management Inspection of new connections to an On-site Sewage Management system, and other connections where inspection of the connection to the On-site Sewage Management system is required (for example: demolition and rebuild of previously connected property) Includes allowance for 1 WC.	Per property	1	\$260.00	-	\$0.00	\$260.00	
19-10052	Alterations/Additions - On-site Sewage Management Inspection of alterations and extensions to internal plumbing, where no inspection of junction is required Includes allowance for 1 WC	Per property	1	\$235.00	-	\$0.00	\$235.00	
19-10053	Additional WC (toilet)	Per property	1	\$25.00	-	\$0.00	\$25.00	
19-10054	Re-inspection fee Each additional inspection following identification of non-compliant plumbing and drainage work	Per property	1	\$50.00	-	\$0.00	\$50.00	
19-10055	Rainwater tank Inspection of rainwater tank(s) and associated plumbing where there is a connection from the tank to internal plumbing	Per property	1	\$50.00	-	\$0.00	\$50.00	
19-10056	Compliance Cost Recovery - cost recovery charges. Environmental Planning and Assessment Act 1979 and the Protection of the Environment Operations Act 1997 Recovery costs for regulatory services under the Protection of the Environment Operations Act 1997							
19-10057	Management	Per hour	3	\$265.45	-	\$26.55	\$292.00	
19-10058	Senior technical	Per hour	3	\$209.09	-	\$20.91	\$230.00	
19-10059	Technical	Per hour	3	\$158.18	-	\$15.82	\$174.00	
19-10060	Administrative	Per hour	3	\$129.09	-	\$12.91	\$142.00	
19-10061	Recovery of cost of entry and inspection for enforcement action - base rate \$195.00 first hour plus \$42.00 per 15 minutes thereafter	Per hour or part thereof	5	10/11 of fee charged	-	1/11 of fee charged	\$200.00 base rate plus time costs	
19-10062	Noise monitoring	Per site	4	\$190.91	-	\$19.09	\$210.00	
19-10063	Fee for clean up, prevention and noise control notices							
19-10064	The following amount is payable under Section 94(2), 100 (2) or 267A of the Protection of the Environment Operations Act 1997 in respect of a notice issued	Per notice	1	\$550.00	-	\$0.00	\$550.00	
19-10065	Outdoor dining eating areas							
19-10066	Roads Act 1993 Application Fee							
19-10067	Outdoor dining or street vending application fee	Per application	5	\$325.45	-	\$32.55	\$358.00	

2019-20 Item Number	Description of Fees and Charges	Unit of Measurement	Price Category	2019-20 Central Coast Council Fee	Other Regulatory Fees and Charges	GST @ 10% Remitted to ATO (if applicable)	TOTAL 2019-20 FEE (GST inclusive where applicable)	Regulatory Fees and Charges Paid to
19:10068	Footpath hire	Per square metre per week	5	\$1,168	-	\$0.17	\$1,85	
19:10069	Fixed Structure Application (associated with outdoor dining area only)	Per application	3	\$473.00	-	\$0.00	\$473.00	
19:10070	Environmental Health							
19:10071	Written advice regarding registered premises	Per premise per hour	2	\$461.00	-	\$0.00	\$461.00	
19:10072	Public Health Act 2010 (Issue of prohibition order given to an occupier of premises at which there is a regulated system)	Per notice	1	\$560.00	-	\$0.00	\$560.00	
19:10073	Including re-inspection Public Health Act 2010 (Issue of an improvement notice in any other case)	Per notice	1	\$270.00	-	\$0.00	\$270.00	
19:10074	Application for burial on private land	Per application	3	\$350.00	-	\$0.00	\$350.00	
19:10075	Urgency application for burial on private land (7 days)	Per application	3	\$1,500.00	-	\$0.00	\$1,500.00	
19:10076	Microbial control (Cooling Towers)							
19:10077	Single regulated system on premises	Per premise	2	\$307.00	-	\$0.00	\$307.00	
19:10078	Additional regulated system on premises	Each	2	\$138.00	-	\$0.00	\$138.00	
19:10079	Analysis of water sample per premises (by request of owner or operator)	Per premise	2	By quote	-	\$0.00	By quote	
19:10080	Market Cost							
19:10081	Lodgement of Public Health Regulation "Approved Form 1 Risk management plan(RMP)"	Per lodgement	5	\$36.00	-	\$0.00	\$36.00	
19:10082	Lodgement of Public Health Regulation "Approved Form 2 Audit report"	Per lodgement	5	\$36.00	-	\$0.00	\$36.00	
19:10083	Lodgement of Public Health Regulation "Approved Form 4 Notification of reportable test results"	Per lodgement	5	\$36.00	-	\$0.00	\$36.00	
19:10084	Lodgement of Public Health Regulation "Approved Form 6 Notification of installation or change in particulars"	Per lodgement	5	\$36.00	-	\$0.00	\$36.00	
19:10085	Replacement of cooling tower "Unique Identification Number" sticker	Per lodgement	5	\$45.00	-	\$0.00	\$45.00	
19:10086	Places of Shared Accommodation - Review of Safety Provisions							
19:10087	1-10 occupants	Per premise	2	\$420.00	-	\$0.00	\$420.00	
19:10088	11 or more occupants	Per premise	2	\$594.00	-	\$0.00	\$594.00	
19:10089	Re-inspection fee	Per hour	2	\$220.00 base rate (Minimum 1st hour) PLUS \$50.00 per 15 minutes thereafter	-	\$0.00	\$220.00 base rate (Minimum 1st hour) PLUS \$50.00 per 15 minutes thereafter	
19:10090	Initial Compliance Investigation for Registered Boarding Houses Required under the provisions of Part 2 Division 4 of the Boarding Houses Act 2012							
19:10091	1-10 occupants	Per premise	2	\$420.00	-	\$0.00	\$420.00	
19:10092	11 or more occupants	Per premise	2	\$594.00	-	\$0.00	\$594.00	
19:10093	Re-inspection fee	Per hour	2	\$220.00 base rate (Minimum 1st hour) PLUS \$50.00 per 15 minutes thereafter	-	\$0.00	\$220.00 base rate (Minimum 1st hour) PLUS \$50.00 per 15 minutes thereafter	
19:10094	General							
19:10095	Recovery of Cost of Entry and Inspection for Enforcement Action	Per inspection	2	\$210.00 base rate (1st Hour Minimum) + \$50.00 per 15 minutes thereafter	-	\$0.00	\$210.00 base rate (1st Hour Minimum) + \$50.00 per 15 minutes thereafter	
19:10096	Recovery of Cost of Entry and Inspection for enforcement action under and Section 197 of the Local Government Act 1993.	Per trip	2	10/11 of fee charged	-	1/11 of fee charged	Current Private Certifying Authority (PCA) fee PLUS cost of water tax each inspection	

2019-20 Item Number	Description of Fees and Charges	Unit of Measurement	Price Category	2019-20 Central Coast Council Fee	Other Regulatory Fees and Charges	GST @ 10% Remitted to ATO (if applicable)	TOTAL 2019-20 FEE (GST inclusive where applicable)	Regulatory Fees and Charges Paid to
19.10097	Community Partnerships							
19.10098	Busking licence application fee (Busking approval card)	Per 12 monthly licence	5	\$20.00	-	\$0.00	\$20.00	
19.10099	Filming							
19.10100	Administration fee Non-refundable	Per application	3	\$74.55	-	\$7.45	\$82.00	
19.10101	Ultra Low Impact Application Fee Fees in accordance with Local Government Filming Protocol	Per application	1	Price on application	-	\$0.00	Price on application	
19.10102	Low Impact Application Fee Fees in accordance with Local Government Filming Protocol	Per application	1	Price on application	-	\$0.00	Price on application	
19.10103	Medium Impact Application Fee Fees in accordance with Local Government Filming Protocol	Per application	1	Price on application	-	\$0.00	Price on application	
19.10104	High Impact Application Fee Fees in accordance with Local Government Filming Protocol	Per application	1	Price on application	-	\$0.00	Price on application	
19.10105	Security Deposit: filming	Per item	5	\$666.25	-	\$0.00	\$666.25	
19.10106	Late Application and Cancellation Fees							
19.10107	Late Application Fee - Small and not for profit events (Non refundable) When application is received within 8 weeks of event date	Per event	4	\$27.95	-	\$2.80	\$30.75	
19.10108	Late Application Fee - Medium, large and major events (Non refundable) Per event when application is received within 8 weeks of event date	Per event	4	\$74.55	-	\$7.45	\$82.00	
19.10109	Temporary Access							
19.10110	Access over reserves is approved by Unit Manager. Deposit and fee set is dependant upon the size of the project, duration, impact on the community and the likelihood of damage. Heavy machinery fees and charges apply in those situations when vehicle's accessing reserve is greater than or equal to 5 tonne. Please note: Access over reserves cannot always be granted due to environmental, infrastructure, social impacts on reserve users. Any requirements for access associated with a DA need to be reviewed at DA assessment stage. A minimum of 10 working days is required for processing of application. If access is not utilised, refund of fees will not be given. Security deposits will be refunded on return of keys and after inspection of reserve.							
19.10111	Administration fee <i>Non-refundable</i>	Per application	3	\$74.55	-	\$7.45	\$82.00	
19.10112	Refundable Key Deposit (applies to any access) Key must be returned within 1 week of completion - if not returned lock change at full cost recovery	Per deposit	2	\$300.00	-	\$0.00	\$300.00	
19.10113	Base access Fee for one day access to reserve Does not include Key allocation (refer to key deposit)	Per request	2	\$120.00	-	\$0.00	\$120.00	
19.10114	Base access Fee for extended access to reserve (1 week) Does not include Key allocation (refer to key deposit)	Per week	2	\$258.30	-	\$0.00	\$258.30	
19.10115	Weekly Hire fee (after base rate) Does not include Key allocation (refer to key deposit) Maximum up to 26 weeks	Per week	2	\$71.25	-	\$0.00	\$71.25	
19.10116	Security Deposit - Base and weekly hire	Per deposit	2	\$1,200.00	-	\$0.00	\$1,200.00	
19.10117	Heavy Machinery (Greater or equal to 5 tonne)	Per Hire	2	Price on Application	-	\$0.00	Price on application	
19.10118	Security Deposit - Base and Weekly Hire - full cost recovery will be charged	Per deposit	2	\$2,700.00	-	\$0.00	\$2,700.00	
19.10119	Voluntary Planning Agreement <i>Environmental Planning and Assessment Act 1979</i> Subdivision 2. Where Voluntary Planning Agreement is offered by applicant, fee payment for assessment and processing is due with the application.							
19.10120	Fee payable with application If VPA is supported by Council all associated solicitors and registration fees are payable by the applicant, plus advertising subject to full cost recovery	Per application	2	\$1,244.25	-	\$0.00	\$1,244.25	
19.10121	Advertising (Where VPA not advertised as part of a DA, Planning Proposal or DCP)	Per agreement	2	\$519.75	-	\$0.00	\$519.75	
19.10122	Review of Voluntary Planning Agreement	Per agreement	2	\$1,131.14	-	\$113.11	\$1,244.25	
19.10123	Planning Proposal Applications (to prepare a Local Environmental Plan) <i>Environmental Planning and Assessment Act 1979</i>							
19.10124	Category E Major Application (Master Plan - developing zone and planning controls - sites greater than 5 hectares) Includes 1 x Advertising event	Per application	2	\$49,445.45	-	\$4,944.55	\$54,390.00	
19.10125	Gosford Visitor Wharf							
19.10126	Full Day	Per full day, 12-24 hours 10am to 10am	2	\$40.91	-	\$4.09	\$45.00	
19.10127	Half Day	Per half day, 0-12 hours 10am to 10pm	2	\$31.82	-	\$3.18	\$35.00	
19.10128	Ferry Operator Levy Levy to cover commercial operators using Council's wharves	Per instance	2	\$4,863.64	-	\$486.36	\$5,350.00	
19.10129	Property Facilities and Asset Management Application and Licence Fees (Use of Council Land)							
19.10130	Buildings - Community Organisation Lease or Licence	Per application	5	\$434.55	-	\$43.45	\$478.00	
19.10131	Land Only - Community Organisation Lease or Licence	Per application	5	\$434.55	-	\$43.45	\$478.00	

2019-20 Item Number	Description of Fees and Charges	Unit of Measurement	Price Category	2019-20 Central Coast Council Fee	Other Regulatory Fees and Charges	GST @ 10% Remitted to ATO (if applicable)	TOTAL 2019-20 FEE (GST inclusive where applicable)	Regulatory Fees and Charges Paid to
19.10132	St Hubert's Island - Canal Pontoons and Moorings Pursuant to Council Resolution (Min 4-99 19_1,1999) commenced following gazettal of LEP 383 on 19_11,99. Boat ramps, pontoons and moorings subject to a DA consent.							
19.10133	Boat Ramps							
19.10134	Establish Initial Licence 1 or 2 vessels only Price on application (equal to fee charged by the solicitor on the panel engaged to prepare the licence) (Approximately \$1,200 - \$1,600)	Per application	2	Price on application	-	\$0.00	Price on application	
19.10135	Replacement of Current Licence (change of name/alteration) 1 or 2 vessels only	Per Licence	2	\$129.00	-	\$0.00	\$129.00	
19.10136	Pontoon/Walkway Structure (max 2 vessels moored) 1 or 2 vessels only	Per non shared licence	2	\$643.00	-	\$0.00	\$643.00	
19.10137	Pontoon/Walkway Structure (max 2 vessels moored) 1 or 2 vessels only	Per shared licence	2	\$400.00	-	\$0.00	\$400.00	
19.10138	Mooring Space/Pontoon > 2 Vessels Greater than 2 vessels moored, a charge, in addition to the Annual Fee, applies to the issue of a Licence. The charge equals the amount charged by Solicitors to prepare the Licence.	Per vessel per year	2	\$400.00	-	\$0.00	\$400.00	
20.10000	MISCELLANEOUS							
20.10001	Postage for non-compliance with Council requirements	Per document	4	\$14.09	-	\$1.41	\$15.50	
20.10002	Removal and disposal of illegal materials and structures from Council property including site rehabilitation	Per item	4	10/11 of fee charged	-	-	At cost	
20.10003	Council levies an annual charge on AGI Gas Networks Limited, under the provisions of Section 611 of the <i>Local Government Act 1993</i> , with respect to gas mains and services laid, erected, suspended, constructed or placed on, under or over public places within the Central Coast Council local government area.	Per year	1	Set by utility provider	-	\$0.00	Set by utility provider	
20.10004	EXPOSURE Photographic Competition							
20.10005	Competition entry fee - includes framing and mounting of selected digital entries	Per entry	5	\$31.82	-	\$3.18	\$35.00	
20.10006	Exposure Photographic Competition - Printing fee for photographic image entries if required	Per entry	5	\$62.73	-	\$6.27	\$69.00	
21.10000	PRINTING, COPYING, SCANNING AND DESIGN							
21.10001	Photocopying/printing (black and white)							
21.10002	A4 Single sided - automatic printing	Per page	3	\$0.42	-	\$0.04	\$0.46	
21.10003	A4 Single sided - manual printing from hard copy files	Per page	3	\$0.79	-	\$0.08	\$0.87	
21.10004	A4 Double sided - automatic printing	Per page	3	\$0.60	-	\$0.06	\$0.66	
21.10005	A3 Single sided - automatic printing	Per page	3	\$1.18	-	\$0.12	\$1.30	
21.10006	A3 Single sided - manual printing from hard copy file	Per page	3	\$0.79	-	\$0.08	\$0.87	
21.10007	A3 Double sided - automatic printing	Per page	3	\$0.77	-	\$0.08	\$0.85	
21.10008	Photocopying/printing (colour)							
21.10009	A4 Single sided - automatic printing	Per page	3	\$1.45	-	\$0.15	\$1.60	
21.10010	A4 Double sided - automatic printing	Per page	3	\$3.09	-	\$0.31	\$3.40	
21.10011	A3 Single sided - automatic printing	Per page	3	\$2.50	-	\$0.25	\$2.75	
21.10012	A3 Double sided - automatic printing	Per page	3	\$5.09	-	\$0.51	\$5.60	
21.10013	Other graphic design and print services							
21.10014	Copy of Council documents Item available free of charge on Council's website Hardcopies provided per page as per Photocopying charges	Per document	3	No charge	-	\$0.00	No charge	
21.10015	Receipt and Recording of Certificates issued by Private Certifiers Fee for Council to register certificates issued by Private Certifiers	Per item	1	\$36.00	-	\$0.00	\$36.00	
21.10016	Banner Stand Booking Fee	Per banner per booking	5	\$23.64	-	\$2.36	\$26.00	
21.10017	Receipt and Recording of Certificates issued by Private Certifiers that are registered with Council electronically via Web portal or with electronic medium Fee for Council to register certificates issued by Private Certifiers	Per item	1	\$18.00	-	\$0.00	\$18.00	
21.10018	Printing house plans from microfilm or microfilm to hard copy							
21.10019	A4 Per set of 3 pages (or part thereof)	Per 3 page set	5	\$14.35	-	\$0.00	\$14.35	
21.10021	Per page in excess of 3 pages	Per page	5	\$14.35	-	\$0.00	\$14.35	
21.10022	A3							
21.10023	Per set of 3 pages (or part thereof)	Per 3 page set	5	\$16.40	-	\$0.00	\$16.40	
21.10024	Per page in excess of 3 pages	Per page	5	\$16.40	-	\$0.00	\$16.40	
21.10025	Plan printing (hard copy to hard copy)							
21.10026	A0 Per page	Per page	5	\$20.00	-	\$0.00	\$20.00	
21.10027	A0-A3 Per page	Per page	5	\$18.00	-	\$0.00	\$18.00	
21.10028	A1 Per page	Per page	5	\$18.00	-	\$0.00	\$18.00	
21.10029	A1-A3 Per page	Per page	5	\$16.00	-	\$0.00	\$16.00	
21.10030	B1 Per page	Per page	5	\$18.00	-	\$0.00	\$18.00	
21.10031	B1-A3 Per page	Per page	5	\$16.00	-	\$0.00	\$16.00	
21.10032	B2 Per page	Per page	5	\$16.00	-	\$0.00	\$16.00	
21.10033	B2-A3 Per page	Per page	5	\$14.00	-	\$0.00	\$14.00	
21.10034	Scanning (from hardcopy, microfiche or microfilm to electronic) (Charges amounting to \$5.00 or less will be waived)							
21.10035	A4 Per page	Per page	5	\$0.30	-	\$0.00	\$0.30	
21.10036	A3 Per page	Per page	5	\$0.30	-	\$0.00	\$0.30	
21.10037	A0 Per page	Per page	5	\$2.10	-	\$0.00	\$2.10	
21.10038	A1 Per page	Per page	5	\$1.60	-	\$0.00	\$1.60	

2019-20 Item Number	Description of Fees and Charges	Unit of Measurement	Price Category	2019-20 Central Coast Council Fee	Other Regulatory Fees and Charges	GST @ 10% Remitted to ATO (if applicable)	TOTAL 2019-20 FEE (GST inclusive where applicable)	Regulatory Fees and Charges Paid to
21-10039	B1	Per page	5	\$1.60	-	\$0.00	\$1.60	
21-10040	B2	Per page	5	\$1.10	-	\$0.00	\$1.10	
21-10041	Supply of information on CD <i>(Does not include the scanning fee which is an additional charge)</i>	Per CD	5	\$5.45	-	\$0.00	\$5.45	
22-10000	22. PROFESSIONAL STAFF COSTS							
22-10001	Professional staff costs (To cover full cost recovery for consulting, expert witness and/or private works)							
22-10002	Chief Executive Officer	Per application	3	10/11 of fee charged	-	1/11 of fee charged	By quote	
22-10003	Executive Leadership Team	Per application	3	10/11 of fee charged	-	1/11 of fee charged	By quote	
22-10004	Senior Manager	Per application	3	10/11 of fee charged	-	1/11 of fee charged	By quote	
22-10005	Unit Manager	Per application	3	10/11 of fee charged	-	1/11 of fee charged	By quote	
22-10006	All other staff	Per application	3	10/11 of fee charged	-	1/11 of fee charged	By quote	
22-10007	General counsel/other senior solicitor and supply of legal services	Per application	3	10/11 of fee charged	-	1/11 of fee charged	By quote	
22-10008	Junior solicitor	Per application	3	10/11 of fee charged	-	1/11 of fee charged	By quote	
22-10009	Road Closure Costs Council Road application	Per application	1	\$1,210.00	-	\$0.00	\$1,210.00	
22-10010	Land Transfer Developers Fee	Per transfer	1	\$409.09	-	\$40.91	\$450.00	
22-10011	Road Closure Cost Crown Road application	Per application	4	\$940.00	-	\$0.00	\$940.00	
23-10000	23. ROADS, TRANSPORT AND DRAINAGE							
23-10001	Roads Engineering							
23-10002	Other works							
23-10003	By quote upon application	Per application	3	10/11 of fee charged	-	1/11 of fee charged	By quote	
23-10004	Road Opening and Reinstatement							
23-10005	Bitumen sealed local roads restoration minimum of 2 square metres and up to 20 square metres	Per square metre	4	\$509.09	-	\$50.91	\$560.00	
23-10006	Spray sealing works	Per application	2	10/11 of fee charged	-	1/11 of fee charged	By quote	
23-10007	Concrete footpath minimum 100mm thick - minimum 5 square metres	Per square metre	3	\$261.82	-	\$26.18	\$288.00	
23-10008	Coloured concrete footpath - minimum 5 square metres	Per square metre	3	\$370.91	-	\$37.09	\$408.00	
23-10009	Vehicle crossing - minimum 5 square metres	Per square metre	3	\$325.45	-	\$32.55	\$358.00	
23-10010	Heavy vehicle crossing - minimum 5 square metres	Per square metre	3	\$385.45	-	\$38.55	\$424.00	
23-10011	Bitumen surface footpaths - minimum 5 square metres	Per square metre	3	\$231.82	-	\$23.18	\$255.00	
23-10012	Footpath pavers - minimum 5 square metres	Per square metre	3	\$385.45	-	\$38.55	\$424.00	
23-10013	Footpath pavers on concrete - minimum 5 square metres	Per square metre	3	\$462.73	-	\$46.27	\$509.00	
23-10014	Concrete in roads - minimum 5 square metres	Per square metre	3	\$553.64	-	\$55.36	\$609.00	
23-10015	A/C pave - minimum 5 square metres	Per square metre	3	\$400.91	-	\$40.09	\$441.00	
23-10016	A/C pave over concrete - minimum 5 square metres	Per square metre	3	\$558.18	-	\$55.82	\$614.00	
23-10017	Gravel/metal pavement or shoulder of constructed roads	Per square metre	3	\$153.64	-	\$15.36	\$169.00	
23-10018	Saw cutting where opening is not sawn prior to work OR 'lug' outside sawn area - minimum 5 square metres	Per linear metre	3	\$85.36	-	\$8.54	\$93.90	
23-10019	Concrete dwelling to paths	Per dowel	3	\$17.27	-	\$1.73	\$19.00	
23-10020	Kerb and guttering - minimum 5 lineal metres	Per lineal metre	3	10/11 of fee charged	-	1/11 of fee charged	\$370.00	
23-10021	Other works	Per application	2	10/11 of fee charged	-	1/11 of fee charged	By quote	
23-10022	Grassed Areas							
23-10023	Prepared turf in parks or footpaths in front of houses - minimum 5 square metres	Per square metre	3	\$63.64	-	\$6.36	\$70.00	
23-10024	Discount							
23-10025	Over 50 square metres	Per site	3	10/11 of fee charged	-	1/11 of fee charged	15% per site	
23-10026	Over 100 square metres	Per site	3	10/11 of fee charged	-	1/11 of fee charged	25% per site	
23-10027	Banners and Signage							
23-10028	Banner installation	Per application	5	10/11 of fee charged	-	1/11 of fee charged	By quote	
23-10029	Where traffic control and/or hire of specialised machinery is required	Per sign	3	\$272.73	-	\$27.27	\$300.00	
23-10030	Community Directional Signs	Per sign	4	\$272.73	-	\$27.27	\$300.00	
23-10031	Damage to regulatory signage	Per sign	4	\$272.73	-	\$27.27	\$300.00	
23-10032	Kerb and Gutter / Drainage / Concrete Footpath Private Construction							
23-10032	Kerb and Gutter / Drainage / Concrete Footpath Private Construction Application fee	Per application	5	10/11 of fee charged	-	1/11 of fee charged	\$136.50	
23-10033	Includes initial site inspection	Per application	5	10/11 of fee charged	-	1/11 of fee charged	\$110.00	
23-10034	Traffic Control							
23-10033	Road Occupancy Licence Application fee	Per licence	5	\$165.00	-	\$0.00	\$165.00	
23-10035	Approval to use a Traffic Management Plan on Council Roads including approval under Section 138 of the Roads Act 1993	Per application	5	\$275.00	-	\$0.00	\$275.00	
23-10036	Temporary Road Closure Application fee	Per application	5	\$273.00	-	\$0.00	\$273.00	
23-10037	Mandatory advertising required	Per application	5	\$200.00	-	\$0.00	\$200.00	
23-10038	Vehicle Access Crossing/s Application fee - under Section 138 Roads Act 1993	Per application	5	\$165.00	-	\$0.00	\$165.00	
23-10039	Vehicle Access Crossing/s Inspection fee	Per application	5	\$200.00	-	\$0.00	\$200.00	
23-10040	Road Opening Permit Application fee - under Section 138 Roads Act 1993	Per application	5	\$200.00	-	\$0.00	\$200.00	
23-10041	Road Opening Permit Inspection fee	Per visit	5	\$80.00	-	\$0.00	\$80.00	
23-10042	Road Widening Certificate Application fee	Per certificate	5	\$80.00	-	\$0.00	\$80.00	
23-10043	Overseize Over mass Vehicles on Council Roads Application fee	Per application	1	\$165.00	-	\$0.00	\$165.00	
23-10044	Construction/Work Zones Application fee	Per application	5	\$500.00	-	\$0.00	\$500.00	
23-10045	Construction/Work Zones Operation	Per month of operation	5	\$136.36	-	\$13.64	\$150.00	
23-10046	Delineation line marking for private driveway	Per set (2 lines)	3	10/11 of fee charged	-	1/11 of fee charged	Price on application	
23-10046	Central Coast Stadium Special Event	Per event	3	10/11 of fee charged	-	1/11 of fee charged	Price on application	

2019-20 Item Number	Description of Fees and Charges	Unit of Measurement	Price Category	2019-20 Central Coast Council Fee	Other Regulatory Fees and Charges	GST @ 10% Remitted to ATO (if applicable)	TOTAL 2019-20 FEE (GST inclusive where applicable)	Regulatory Fees and Charges Paid to
24-10000	24. TOWN CENTRE MANAGEMENT AND TOURISM SERVICES							
24-10001	Co-ordination of special pelican feeding sessions <i>(this fee includes a \$50 contribution per session to the Volunteer Marine Rescue Association for managing the sessions)</i>	Per feeding session	5	\$80.00	-	\$8.00	\$88.00	
24-10002	Event sponsorship	Per event	5	10/11 of fee charged	-	1/11 of fee charged	By quote	
24-10003	Discount of 20% for Stallholder Sustainability requirements as per Central Coast Council's Plastics Policy	Per site per event	5	10/11 of fee charged	-	1/11 of fee charged	Discount of 20% on hire of event support stalls for meeting sustainability requirements	
24-10004	Hire of site for event support stalls - 1 day event	Per site per event	5	No charge	-	\$0.00	No charge	
24-10005	Not for profit - 3m x 3m	Per site per event	5	\$90.91	-	\$9.09	\$100.00	
24-10006	Minor event - 3m x 3m	Per site per event	5	\$150.00	-	\$15.00	\$165.00	
24-10007	Site Area - 3m x 3m	Per site per event	5	\$190.00	-	\$19.00	\$209.00	
24-10008	Site Area - 3m x 4m	Per site per event	5	\$230.00	-	\$23.00	\$253.00	
24-10009	Site Area - 3m x 5m	Per site per event	5	\$270.00	-	\$27.00	\$297.00	
24-10010	Site Area - 3m x 6m	Per site per event	5	\$290.00	-	\$29.00	\$319.00	
24-10011	Site Area - 4m x 5m	Per site per event	5	\$270.00	-	\$27.00	\$297.00	
24-10012	Site Area - 4m x 6m	Per site per event	5	\$510.00	-	\$51.00	\$561.00	
24-10013	Hire of site for event support stalls - 2 day event	Per site per event	5	\$240.00	-	\$24.00	\$264.00	
24-10014	Site Area - 3m x 3m	Per site per event	5	\$300.00	-	\$30.00	\$330.00	
24-10015	Site Area - 3m x 4m	Per site per event	5	\$320.00	-	\$32.00	\$352.00	
24-10016	Site Area - 3m x 5m	Per site per event	5	\$360.00	-	\$36.00	\$396.00	
24-10017	Site Area - 3m x 6m	Per site per event	5	\$420.00	-	\$42.00	\$462.00	
24-10018	Site Area - 4m x 5m	Per site per event	5	\$460.00	-	\$46.00	\$506.00	
24-10019	Site Area - 4m x 6m	Per site per event	5	\$600.00	-	\$60.00	\$660.00	
24-10020	Hire of site for event support stalls - 3 day event	Per site per event	5	\$540.00	-	\$54.00	\$594.00	
24-10021	Site Area - 3m x 3m	Per site per event	5	\$300.00	-	\$30.00	\$330.00	
24-10022	Site Area - 3m x 4m	Per site per event	5	\$340.00	-	\$34.00	\$374.00	
24-10023	Site Area - 3m x 5m	Per site per event	5	\$360.00	-	\$36.00	\$396.00	
24-10024	Site Area - 3m x 6m	Per site per event	5	\$420.00	-	\$42.00	\$462.00	
24-10025	Site Area - 4m x 5m	Per site per event	5	\$460.00	-	\$46.00	\$506.00	
24-10026	Site Area - 4m x 6m	Per site per event	5	\$600.00	-	\$60.00	\$660.00	
24-10027	Non-attendance fee at an event	Per day	5	\$5.00	-	\$5.00	\$5.00	
24-10028	Powered site	Per day	5	\$10.00	-	\$1.00	\$11.00	
24-10029	Hire of Memorial Park	Per day	5	\$727.27	-	\$72.73	\$800.00	
24-10030	Event booking fee <i>(includes provision of relevant information to assist in the successful running of the event, mowing of Memorial Park, cleaning staff, Memorial Park access, power and assistance with promotion of the event)</i>	Per day	5	\$230.00	-	\$23.00	\$253.00	
24-10031	School Holiday Activation - Site Area - 3m x 3m	Per site per week	5	\$270.00	-	\$27.00	\$297.00	
24-10032	School Holiday Activation - Site Area - 3m x 6m	Per site per week	5	\$636.36	-	\$63.64	\$700.00	
24-10033	Various Town Centre Event Fees	Per item	3	\$454.55	-	\$45.45	\$500.00	
24-10034	Event advertising - Full page	Per item	3	\$272.73	-	\$27.27	\$300.00	
24-10035	Event advertising - Half page	Per item	3	\$45.45	-	\$4.55	\$50.00	
24-10036	Event advertising - Third page	Per item	3	\$90.91	-	\$9.09	\$100.00	
24-10037	Event advertising - Facebook Boost Option 1	Per item	3	10/11 of fee charged	-	1/11 of fee charged	Prices range from \$5.00 to \$30.00	
24-10038	Event advertising - Facebook Boost Option 2	Per item	3	10/11 of fee charged	-	1/11 of fee charged	Prices range from \$5.00 to \$30.00	
24-10039	Event promotional items	Per item	3	\$0.00	-	\$0.00	\$0.00	
24-10040	Event Tickets	Per item	3	10/11 of fee charged	-	1/11 of fee charged	Prices range from \$5.00 to \$30.00	
24-10041	Advertising and street banners							
24-10042	Hire of Banner Poles (minimum 4 week hire)	Per week per pole	3	\$72.73	-	\$7.27	\$80.00	
24-10043	Hire of Banner Poles - Not For Profit (minimum 4 week hire)	Per week per pole	3	\$20.00	-	\$2.00	\$22.00	
24-10044	Installation and Removal of street banners - Gosford (Mam Street)	Per item	3	\$272.27	-	\$27.23	\$300.00	
24-10045	Installation and Removal of street banners - Tuggerah	Per item	3	\$272.27	-	\$27.23	\$300.00	
24-10046	Installation and Removal of street banners - Other	Per item	3	\$272.73	-	\$27.27	\$300.00	
24-10047	The Entrance Visitor Information Centre							
24-10048	NSW Fishing Licences - Daily	Per day	1	\$0.38	\$6.62	\$0.00	\$7.00	NSW Department of Primary Industries
24-10049	NSW Fishing Licences - Monthly	Per month	1	\$0.77	\$13.23	\$0.00	\$14.00	NSW Department of Primary Industries
24-10050	NSW Fishing Licences - Annual	Per year	1	\$1.92	\$33.08	\$0.00	\$35.00	NSW Department of Primary Industries
24-10051	3 Year NSW Fishing Licences	Per 3 years	1	\$4.67	\$80.33	\$0.00	\$85.00	NSW Department of Primary Industries

2019-20 Item Number	Description of Fees and Charges	Unit of Measurement	Price Category	2019-20 Central Coast Council Fee	Other Regulatory Fees and Charges	GST @ 10% Remitted to ATO (if applicable)	TOTAL 2019-20 FEE (GST inclusive where applicable)	Regulatory Fees and Charges Paid to
24.10052	Visitor Information Centre Merchandise							
24.10053	Cancer Council Suncream <i>(Includes Everyday, 10ml, Repair 10ml, Keyring Everyday 50ml, Everyday 35ml)</i>	Per item	5	10/11 of fee charged	-	1/11 of fee charged	Retail price	
24.10054	Souvenir merchandise	Per item	5	10/11 of fee charged	-	1/11 of fee charged	Retail price	
24.10055	UBD Maps	Per item	5	10/11 of fee charged	-	1/11 of fee charged	Retail price	
24.10056	UBD Directories Central Coast	Per item	5	\$18.14	-	\$1.81	\$19.95	
24.10057	UBD Directories Newcastle/Hunter/Central Coast	Per item	5	\$24.50	-	\$2.45	\$26.95	
24.10058	Central Coast Forest Maps	Per item	5	\$8.95	-	\$0.90	\$9.85	
24.10059	Best Bush Maps	Per item	5	\$6.32	-	\$0.63	\$6.95	
25.10000	WASTE AND RECYCLING							
25.10001	Landfill Waste Disposal Tip Fees Landfill charges include components to cover Council's liability for the NSW State Government Environment Protection Authority (EPA) Waste Levy of \$143.60 plus GST where applicable							
25.10002	Mixed Waste Including: General waste, food, building and demolition waste, commercial recyclables, tiles, bricks and car tyres without rims (maximum 5). FOOD WASTE NOT ACCEPTED AT KINCUMBER	Per tonne	2	\$179.13	\$143.60	\$32.27	\$355.00	NSW Environment Protection Authority
25.10003	Minimum charge for Mixed Waste	Per load	2	\$11.61	\$9.30	\$2.09	\$23.00	NSW Environment Protection Authority
25.10004	Bricks, Roof Tiles, Pavers and Concrete - must not contain other contaminants - required to meet operational requirements	Per tonne	2	\$24.58	\$143.60	\$16.82	\$185.00	NSW Environment Protection Authority
25.10005	Minimum charge for Bricks, Roof Tiles, Pavers and Concrete	Per load	2	\$3.06	\$17.85	\$2.09	\$23.00	NSW Environment Protection Authority
25.10006	Virgin Excavated Natural Material (VENM) and Excavated Natural Material (ENM) - Does not include rocks, gravel, wet silty or sandy loam, tree roots or vegetation, or any other contamination - required to meet operational requirements VENM AND ENM NOT ACCEPTED AT KINCUMBER	Per tonne	2	\$24.58	\$143.60	\$16.82	\$185.00	NSW Environment Protection Authority
25.10007	Organic Waste							
25.10008	Organic Materials Including trees, garden vegetation, untreated timber and shredded green waste. Excluding tree stumps and trunks greater than 1 metre measured at the widest point and treated timber	Per tonne	2	\$139.09	-	\$13.91	\$153.00	
25.10009	Minimum Charge for Organic Materials	Per load	2	\$10.91	-	\$1.09	\$12.00	
25.10010	Recyclables							
25.10011	Recyclable Household Items Including aluminium cans and foil, car and marine batteries, car bodies (not LPG), whitegoods, metals, cardboard under 200kg, computers and TVs (undamaged), glass bottles and jars (NO FLAT GLASS), HDPE plastic milk bottles, milk and fruit juice cardboard cartons, PET plastic bottles, tin and steel aerosol cans, household batteries, motor oil (maximum 20litrs), fluorescent lights (maximum 12)	Per tonne	2	\$123.64	-	\$12.36	\$136.00	
25.10012	Cardboard loads over 200kg	Per item	2	No charge	-	\$0.00	No charge	
25.10013	E-waste (1 to 15 items per customer per day)	Per item	2	No charge	-	\$0.00	No charge	
25.10014	Scrap Metal Includes ferrous and non-ferrous metals and car tyres with rims (maximum 5)	Per item	2	No charge	-	\$0.00	No charge	
25.10015	Other waste							
25.10016	Special Waste Special Waste which requires additional handling, including asbestos (see website for details), security and customs, tree stumps > 1m3, animals (must be wrapped in plastic), food, bulky and dusty waste. Large commercial quantities (> 10m3) to Butfordery Waste Management Facility only. SPECIAL WASTE NOT ACCEPTED AT KINCUMBER	Per tonne	2	\$286.40	\$143.60	\$43.00	\$473.00	NSW Environment Protection Authority
25.10017	Minimum charge for Special Waste	Per load	2	\$18.77	\$9.41	\$2.82	\$31.00	NSW Environment Protection Authority
25.10018	Mattress Surcharge Charged in addition to the Mixed Waste fee	Per item	2	\$23.64	-	\$2.36	\$26.00	
25.10019	Gas Bottle (maximum 9kg) and Fire Extinguisher Surcharge Charged in addition to the Mixed Waste fee	Per item	2	\$5.45	-	\$0.55	\$6.00	
25.10020	Large Tonnage Waste Disposal for large commercial entities disposing of large commercial tonnages may be determined through contract negotiation, including with reduced rates based on volume	Per tonne	2	10/11 of fee charged	-	1/11 of fee charged	By Contract Negotiation	
25.10021	Charities with Environment Protection Authority (EPA) Exemption CHARITY EXEMPTION NOT ACCEPTED AT KINCUMBER Minimum charge \$16.00	Per tonne	5	\$33.64	-	\$3.36	\$37.00	
25.10022	Security Bond Applicable to all account holders (refundable when accounts are closed and all outstanding debt paid in full)	Per account holder	4	By Contract Negotiation	-	\$0.00	By Contract Negotiation	
25.10023	Other waste management services							
25.10024	Provision of 240 litre Special Event Waste Bin	Per bin per day	3	\$20.56	\$19.44	\$4.00	\$44.00	NSW Environment Protection Authority
25.10025	Provision of 240 litre Special Event Recycling Bin	Per bin per day	3	\$33.64	-	\$3.36	\$37.00	
25.10026	Provision of Commercial Litter Bin - The Entrance Town Centre	Per bin per service	3	\$7.27	-	\$0.73	\$8.00	
25.10027	Collection of Waste Collection of waste (dumped waste or kerbside waste where the number of allocated kerbside collections are exceeded or for properties that are not entitled to kerbside collections). Waste type must be in accordance with legal and contractual guidelines and collection is at request.	Per cubic metre	3	\$73.64	-	\$7.36	\$81.00	
25.10028	Bulk Bin Configurations Modifications to standard bulk bins. For example 'Lids within Lids'	Per application	4	10/11 of fee charged	-	1/11 of fee charged	By quote	

2019-20 Item Number	Description of Fees and Charges	Unit of Measurement	Price Category	2019-20 Central Coast Council Fee	Other Regulatory Fees and Charges	GST @ 10% Remitted to ATO (if applicable)	TOTAL 2019-20 FEE (GST inclusive where applicable)	Regulatory Fees and Charges Paid to
26. WATER AND SEWERAGE FEES AND CHARGES								
TRADE WASTE								
26.10001	Trade Waste Application Fee The Trade Waste Application Fee covers the cost of administration and technical services incurred by Council in processing an application for approval to discharge liquid trade waste to the sewerage system. The fee is related to the classification into which the discharger is assessed and reflects the complexity of processing the application.							
26.10002	Category 1 liquid trade waste dischargers are those conducting an activity deemed by Council as requiring nil or minimal pre-treatment equipment and whose effluent is well defined and of a relatively low risk to the sewerage system. In addition, Category 1 includes dischargers requiring prescribed pre-treatment but with low impact on the sewerage system.	Per application	1	\$96.57	-	\$0.00	\$96.57	
26.10003	Category 2 liquid trade waste dischargers are those conducting an activity deemed by Council as requiring a prescribed type of liquid trade waste pre-treatment equipment and whose effluent is well characterised.	Per application	1	\$122.25	-	\$0.00	\$122.25	
26.10004	Category 3 liquid trade waste dischargers are those conducting an activity which is of an industrial nature and/or which results in the discharge of large volumes (over 20 KL/D) of liquid trade waste to the sewerage system. Any Category 1 or Category 2 discharger whose volume exceeds 20 KL/D may be categorised as a Category 3 discharger.	Per application	1	\$2,201.86	-	\$0.00	\$2,201.86	
26.10005	Category 5 dischargers are those conducting an activity of transporting and/or discharging septic tank, chemical toilet waste, ship-to-shore pump out or pan content waste into the sewerage system. Council does not deal directly with residential customers under Category 5 .	Per application	1	\$168.09	-	\$0.00	\$168.09	
26.10006	Annual Trade Waste Fee This fee recovers the cost incurred by Council for administration and the scheduled inspections each year to ensure a liquid trade waste discharger's ongoing compliance with the conditions of their approval.							
26.10007	Category 1 Per year		1	\$96.58	-	\$0.00	\$96.58	
26.10008	Category 2 Per year		1	\$350.54	-	\$0.00	\$350.54	
26.10009	Category 3 - Former Gosford Area Per year		1	\$1,781.30	-	\$0.00	\$1,781.30	
26.10010	Category 3 - Former Wyong Area Per year		1	\$665.90	-	\$0.00	\$665.90	
26.10165	Category S - Non-Residential Per year		1	\$152.82	-	\$0.00	\$152.82	
26.10011	Re-inspection fee - Where non-compliance of an approval or agreement condition has been detected Council will undertake additional inspections (over and above scheduled inspections allowed for in the Annual Trade Waste Fee) to confirm that remedial action has been implemented. A charge will be made for each additional inspection.	Per re-inspection	1	\$111.86	-	\$0.00	\$111.86	
26.10012								
26.10013	Trade Waste Usage Charge - Category 2 The Trade Waste Usage Charge recovers the cost incurred by Council to provide additional treatment for effluent from Category 2 dischargers. The per kilolitre unit charge will vary according to whether or not a level of compliant pre treatment is provided by the discharger.	Per kilolitre	1	\$1.77	-	\$0.00	\$1.77	
26.10014	Where compliant pre-treatment equipment is provided	Per kilolitre	1	\$15.13	-	\$0.00	\$15.13	
26.10015	Where non-compliant pre-treatment equipment is provided							
26.10016	Trade Waste Usage Charge - Category 5 (Septage and Septic Effluent) This fee recovers the cost incurred by Council in accepting (at Council treatment plants) and treating septic solid-liquid combined waste, chemical toilet waste and other effluent wastewater from licenced contractors. The fee is applied on a "per kilolitre" basis.	Per kilolitre	1	\$17.77	-	\$0.00	\$17.77	
26.10017	Accept and treat combined solid and liquid septage waste	Per kilolitre	1	\$17.77	-	\$0.00	\$17.77	
26.10018	Septic effluent unable to discharge onsite	Per kilolitre	1	\$1.77	-	\$0.00	\$1.77	
26.10019	Trade Waste Excess Mass and Non-Compliant Excess Mass Charges (Category 3) Excess Mass charges are applied where the substances as specified below are discharged in concentrations in excess of that deemed for domestic sewage (concentrations as listed in Council's Liquid Trade Waste Policy and associated amendments). Non-Compliant Excess Mass Charges are applied where the substances as specified below are discharged in concentrations in excess of the limit specified in the Council's Liquid Trade Waste Policy or in the Agreement between the discharger and Council. Mass charges will be calculated using a "per kilogram" rate and determined in accordance with the methodology in Council's Liquid Trade Waste Policy.							
26.10020	Biochemical oxygen demand	Per kilogram	1	\$0.78	-	\$0.00	\$0.78	
26.10021	Suspended solids	Per kilogram	1	\$1.00	-	\$0.00	\$1.00	
26.10022	Total oil and grease	Per kilogram	1	\$1.41	-	\$0.00	\$1.41	
26.10023	Ammonia	Per kilogram	1	\$0.78	-	\$0.00	\$0.78	
26.10024	pH	Per kilogram	1	\$0.43	-	\$0.00	\$0.43	
26.10025	Total Kheldahl nitrogen	Per kilogram	1	\$0.18	-	\$0.00	\$0.18	
26.10026	Total phosphorus	Per kilogram	1	\$1.51	-	\$0.00	\$1.51	
26.10027	Total dissolved solids	Per kilogram	1	\$0.05	-	\$0.00	\$0.05	
26.10028	Sulphate (as SO4)	Per kilogram	1	\$0.15	-	\$0.00	\$0.15	
26.10029	Aluminium	Per kilogram	1	\$0.73	-	\$0.00	\$0.73	
26.10030	Arsenic	Per kilogram	1	\$74.24	-	\$0.00	\$74.24	
26.10031	Barium	Per kilogram	1	\$37.14	-	\$0.00	\$37.14	
26.10032	Boron	Per kilogram	1	\$0.73	-	\$0.00	\$0.73	
26.10033	Bromine	Per kilogram	1	\$15.13	-	\$0.00	\$15.13	
26.10034	Cadmium	Per kilogram	1	\$343.75	-	\$0.00	\$343.75	
26.10035	Chloride	Per kilogram	1	No charge	-	\$0.00	No charge	
26.10036	Chlorinated hydrocarbons	Per kilogram	1	\$36.53	-	\$0.00	\$36.53	
26.10037	Chlorinated phenolics	Per kilogram	1	\$1,512.59	-	\$0.00	\$1,512.59	
26.10038	Chlorine	Per kilogram	1	\$1.55	-	\$0.00	\$1.55	
26.10039	Chromium	Per kilogram	1	\$24.74	-	\$0.00	\$24.74	
26.10040	Cobalt	Per kilogram	1	\$15.13	-	\$0.00	\$15.13	

2019-20 Item Number	Description of Fees and Charges	Unit of Measurement	Price Category	2019-20 Central Coast Council Fee	Other Regulatory Fees and Charges	GST @ 10% Remitted to ATO (if applicable)	TOTAL 2019-20 FEE (GST inclusive where applicable)	Regulatory Fees and Charges Paid to
26:10041	Copper	Per kilogram	1	\$15.13	-	\$0.00	\$15.13	
26:10042	Cyanide	Per kilogram	1	\$74.24	-	\$0.00	\$74.24	
26:10043	Fluoride	Per kilogram	1	\$3.69	-	\$0.00	\$3.69	
26:10044	Formaldehyde	Per kilogram	1	\$1.55	-	\$0.00	\$1.55	
26:10045	Herbicides/defoliant	Per kilogram	1	\$742.55	-	\$0.00	\$742.55	
26:10046	Iron	Per kilogram	1	\$1.52	-	\$0.00	\$1.52	
26:10047	Lead	Per kilogram	1	\$37.14	-	\$0.00	\$37.14	
26:10048	Lithium	Per kilogram	1	\$7.44	-	\$0.00	\$7.44	
26:10049	Manganese	Per kilogram	1	\$7.44	-	\$0.00	\$7.44	
26:10050	Mercaptans	Per kilogram	1	\$79.96	-	\$0.00	\$79.96	
26:10051	Mercury	Per kilogram	1	\$2,475.17	-	\$0.00	\$2,475.17	
26:10052	Methylene blue active substances (MBAS)	Per kilogram	1	\$0.73	-	\$0.00	\$0.73	
26:10053	Molybdenum	Per kilogram	1	\$0.73	-	\$0.00	\$0.73	
26:10054	Nickel	Per kilogram	1	\$24.74	-	\$0.00	\$24.74	
26:10055	Organosenic compounds	Per kilogram	1	\$742.55	-	\$0.00	\$742.55	
26:10056	Pesticides general (excludes organochlorines and organophosphates)	Per kilogram	1	\$739.51	-	\$0.00	\$739.51	
26:10057	Petroleum hydrocarbons (non-chlorinated)	Per kilogram	1	\$2.33	-	\$0.00	\$2.33	
26:10058	Phenolic compounds (non-chlorinated)	Per kilogram	1	\$7.44	-	\$0.00	\$7.44	
26:10059	Polynuclear hydrocarbons	Per kilogram	1	\$15.12	-	\$0.00	\$15.12	
26:10060	Selenium	Per kilogram	1	\$52.23	-	\$0.00	\$52.23	
26:10061	Silver	Per kilogram	1	\$1.46	-	\$0.00	\$1.46	
26:10062	Sulphide	Per kilogram	1	\$1.50	-	\$0.00	\$1.50	
26:10063	Sulphite	Per kilogram	1	\$1.50	-	\$0.00	\$1.50	
26:10064	Thiosulphate	Per kilogram	1	\$0.27	-	\$0.00	\$0.27	
26:10065	Tin	Per kilogram	1	\$7.44	-	\$0.00	\$7.44	
26:10066	Uranium	Per kilogram	1	\$8.00	-	\$0.00	\$8.00	
26:10067	Zinc	Per kilogram	1	\$15.12	-	\$0.00	\$15.12	
26:10068	DEVELOPMENT ASSESSMENT FOR WATER AND SEWERAGE							
26:10069	Misc Charge 21 - Water or Sewerage Engineering Plan and Technical Assessment (as per IPART Determination May 2019) (Completed in addition to Section 307 certificate process as required). Review and approval of engineering plans and assessment of system impacts from proposed development.							
26:10070	a) Small Projects - Residential development ≤ 10 lots (including associated mains relocations) or mains extensions to existing properties outside service area (charged per application, water or sewer)	Per investigation	1	\$294.10	-	\$0.00	\$294.10	
26:10071	b) Medium Projects > 10 and ≤ 50 lots (including associated mains relocations), new or modification to existing private sewage pumping stations or medium density development (charged per application, water or sewer)	Per investigation	1	\$701.84	-	\$0.00	\$701.84	
26:10072	c) Large Projects > 50 and ≤ 150 lots (including associated mains relocations) (charged per application, water or sewer)	Per investigation	1	\$895.67	-	\$0.00	\$895.67	
26:10073	d) Special Projects (roads and/or rail authority asset relocations/adjustments, new or adjustments to existing water or sewerage pumping stations, assessment of consultant reports for development within water catchment areas (Neutral or Beneficial Effect (NetBE)) or developments >150 lots)	Per investigation	1	\$3,074.69	-	\$0.00	\$3,074.69	
26:10074	Miscellaneous and Ancillary Fees and Charges							
26:10075	Misc Charge 6 - Building Over or Adjacent to Existing Water or Sewer Compliance Advice (as per IPART Determination May 2019) Investigation, and issue of letter regarding an existing building's compliance with required standards for building adjacent to or over Council water or sewer pipes or structures	Per assessment	1	\$54.52	-	\$0.00	\$54.52	
26:10076	Misc Charge 22 - Section 307 Certificate (as per IPART Determination May 2019) Preparation and issue of a Section 307 Certificate, which states whether a development complies with the <i>Water Management Act 2000</i> . Follows the lodgement of a Section 305 application (no charge for application) and provision of a Section 306 requirements letter for the development.							
26:10077	a) Development without requirements	Per certificate	1	\$60.16	-	\$0.00	\$60.16	
26:10078	b) Boundary Realignment, Subdivisions or developments involving mains extensions	Per certificate	1	\$327.52	-	\$0.00	\$327.52	
26:10079	c) Multi-Residential Development including units, granny flats and dual occupancies	Per certificate	1	\$147.05	-	\$0.00	\$147.05	
26:10080	d) Commercial Buildings, Factories, Torrens Subdivision of Dual Occupancy	Per certificate	1	\$180.48	-	\$0.00	\$180.48	
26:10081	Misc Charge 24 - Water and Sewer Building Plan Assessment (review building over or adjacent to water or sewer mains requirements for new structures) (as per IPART Determination May 2019) (Completed in addition to Section 307 certificate process as required) Review building plans with respect to the impact on assets and systems capacity. Includes building over sewer, building adjacent to sewer, system load demand for large development proposals which do not trigger Misc Charge 21 - Water or Sewerage Engineering Plan and Technical Assessment .	Per assessment	1	\$133.69	-	\$0.00	\$133.69	

2019-20 Item Number	Description of Fees and Charges	Unit of Measurement	Price Category	2019-20 Central Coast Council Fee	Other Regulatory Fees and Charges	GST @ 10% Remitted to ATO (if applicable)	TOTAL 2019-20 FEE (GST inclusive where applicable)	Regulatory Fees and Charges Paid to
26:10082	Misc Charge 15 - Inspection of New Water and Sewer Assets (including encasements) (as per IPART Determination May 2019) (Completed in addition to Section 307 certificate process as required) Council inspection and testing of water and sewer works carried out by private developers, to ensure compliance with Council's standards. Should the works not comply with Council standards, a re-inspection is required. Council does not differentiate in price for major or minor works inspections. Private developers may be required to concrete encase sewer mains and provide additional sewer junctions.							
26:10083	a) Inspection of water and sewer assets Inspection and testing by Council of water and sewer works carried out by private developers, prior to acceptance by Council (does not include laboratory testing costs)	Per application	1	\$120.31	-	\$0.00	\$120.31	
26:10084	b) + water and pressure sewer main	Per linear metre	1	\$6.31 per metre of water and pressure sewer main	-	\$0.00	\$6.31 per metre of water and pressure sewer main	
26:10085	c) + gravity sewer main	Per linear metre	1	\$8.42 per metre of gravity	-	\$0.00	\$8.42 per metre of gravity	
26:10086	Connections and disconnections							
26:10087	Misc Charge 7 - Water Reconnection (as per IPART Determination May 2019)							
26:10088	Water reconnection - business hours only (reconnection service is not available after hours)	Per connection	1	\$150.10	-	\$0.00	\$150.10	
26:10089	Misc Charge 9 - Disconnection of Water Service (as per IPART Determination May 2019) Price payable when customer requests Council to disconnect existing service	Per application	1	\$62.11	-	\$0.00	\$62.11	
26:10091	Physical disconnection	Per disconnection	1	\$236.64	-	\$0.00	\$236.64	
26:10092	Misc Charge 10 - Connection of Water Service (as per IPART Determination May 2019)							
26:10093	a) Application for connection of water service (all sizes)	Per application	1	\$62.11	-	\$0.00	\$62.11	
26:10094	b) Water service connection meter only (20mm)	Per service	1	\$182.93	-	\$0.00	\$182.93	
26:10095	c) Water service connection short and long service (20mm)	Per service	1	\$716.54	-	\$0.00	\$716.54	
26:10096	d) Water service connection short and long service (25mm)	Per service	1	\$716.54	-	\$0.00	\$716.54	
26:10097	e) Water service connection short service (32mm)	Per service	1	\$1981.28	-	\$0.00	\$1981.28	
26:10098	f) Water service connection long service (32mm)	Per service	1	\$2774.14	-	\$0.00	\$2774.14	
26:10099	g) Water service connection short service (40mm)	Per service	1	\$1981.28	-	\$0.00	\$1981.28	
26:10100	h) Water service connection long service (40mm)	Per service	1	\$2774.14	-	\$0.00	\$2774.14	
26:10101	i) Water service connection short service (50mm)	Per service	1	\$2385.74	-	\$0.00	\$2385.74	
26:10102	j) Water service connection long service (50mm)	Per service	1	\$3395.63	-	\$0.00	\$3395.63	
26:10103	k) Water service connection short service (63mm)	Per service	1	\$2385.74	-	\$0.00	\$2385.74	
26:10104	l) Water service connection long service (63mm)	Per service	1	\$3395.63	-	\$0.00	\$3395.63	
26:10105	m) Water service connection metered short service (80mm)	Per service	1	\$7870.90	-	\$0.00	\$7870.90	
26:10106	n) Water service connection unmetered short fire service (80mm)	Per service	1	\$6939.62	-	\$0.00	\$6939.62	
26:10107	o) Water service connection long metered service (80mm)	Per service	1	\$13477.39	-	\$0.00	\$13477.39	
26:10108	p) Water service connection unmetered long fire service (80mm)	Per service	1	\$12546.11	-	\$0.00	\$12546.11	
26:10109	q) Water service connection metered short service (100mm)	Per service	1	\$9191.56	-	\$0.00	\$9191.56	
26:10110	r) Water service connection unmetered short fire service (100mm)	Per service	1	\$7452.50	-	\$0.00	\$7452.50	
26:10111	s) Water service connection metered long service (100mm)	Per service	1	\$14596.81	-	\$0.00	\$14596.81	
26:10112	t) Water service connection unmetered long fire service (100mm)	Per service	1	\$13259.34	-	\$0.00	\$13259.34	
26:10113	u) Water service connection metered short service (150mm)	Per service	1	\$9658.67	-	\$0.00	\$9658.67	
26:10114	v) Water service connection unmetered short fire service (150mm)	Per service	1	\$8443.07	-	\$0.00	\$8443.07	
26:10115	w) Water service connection metered long service (150mm)	Per service	1	\$16788.09	-	\$0.00	\$16788.09	
26:10116	x) Water service connection unmetered long fire service (150mm)	Per service	1	\$15572.49	-	\$0.00	\$15572.49	
26:10117	Misc Charge 23 - Cancellation of Water and Sewer Applications (as per IPART Determination May 2019)	Per cancellation	1	\$21.53	-	\$0.00	\$21.53	
26:10118	Misc Charge 11 - Standpipe Hire - Security Bond (as per IPART Determination May 2019)							
26:10120	a) 25mm	Per hire	1	\$438.98	-	\$0.00	\$438.98	
26:10121	b) 63mm	Per hire	1	\$844.72	-	\$0.00	\$844.72	
26:10122	Misc Charge 12 - Standpipe Hire - Annual Fee (as per IPART Determination May 2019)							
26:10123	a) 25mm	Per hire	1	\$132.03	-	\$0.00	\$132.03	
26:10123	b) 63mm	Per hire	1	\$638.44	-	\$0.00	\$638.44	
26:10124	c) Standpipe special reading fee	Per reading	1	\$60.91	-	\$0.00	\$60.91	
26:10124	Misc Charge 13 - Standpipe Water Usage (as per IPART Determination May 2019)							
26:10125	Misc Charge 14 - Backflow Prevention Device Application and Registration (as per IPART Determination May 2019) There is no charge for annual reporting of backflow device inspection by a private plumber	Per application	1	\$70.89	-	\$0.00	\$70.89	
26:10126	Misc Charge 8 - Workshop Test of Water Meter (accuracy test) (as per IPART Determination May 2019) Testing of the removed water meter by an accredited organisation at the customer's request, to determine the accuracy of the meter. Testing involves dismantling and inspection of the meter components. If the meter is faulty, no charge will be levied.							
26:10127	a) 20mm to 80mm	Per meter tested	1	\$314.03	-	\$0.00	\$314.03	
26:10128	b) > 80mm	Per meter tested	1	\$486.24	-	\$0.00	\$486.24	
26:10129	Misc Charge 16 - Statement of Available Pressure and Flow (as per IPART Determination May 2019)	Per document	1	\$133.69	-	\$0.00	\$133.69	

2019-20 Item Number	Description of Fees and Charges	Unit of Measurement	Price Category	2019-20 Central Coast Council Fee	Other Regulatory Fees and Charges	GST @ 10% Remitted to ATO (if applicable)	TOTAL 2019-20 FEE (GST inclusive where applicable)	Regulatory Fees and Charges Paid to
26:10130	Relocation or alteration of services							
26:10131	Relocate Existing Stop Valve or Hydrant Stated fee covers labour only and is exclusive of plant hire charges, material costs and traffic control measures, where applicable	Per stop valve or hydrant	1	By quote	-	\$0.00	By quote	
26:10132	Misc Charge 19 - Adjust Existing Water Service (as per IPART Determination May 2019)							
26:10133	Raise, lower, and/or laterally adjust existing water service a) 20mm service Lateral adjustment ≤ 2 metres, included materials. Refer to Misc Charge 10 c) Water service connection short and long service (20mm) if lateral adjustment > 2 metres required b) > 20mm service	Per service	1	\$190.83	-	\$0.00	\$190.83	
26:10134	Misc Charge 20 - Raise or Lower Sewer Manhole (as per IPART Determination May 2019) No charge is made for sewer manhole height adjustments less than or equal to 300mm.	Per service	1	By quote	-	\$0.00	By quote	
26:10135	a) Inspection fee Manhole adjustment inspection fee only.	Per request	1	\$56.58	-	\$0.00	\$56.58	
26:10136	b) Physical adjustment Includes labour, equipment, materials, traffic control, and other costs as required	Per adjustment	1	By quote	-	\$0.00	By quote	
26:10138	Misc Charges 17 - Location of Water and Sewer Mains (as per IPART Determination May 2019) Council undertakes on-site physical locations and provides all equipment and labour to expose asset, if required. The charge includes labour costs of 2 crew members for 2 hours. Additional plant and equipment costs (if required) are by quote.	Per inspection	1	\$672.04	-	\$0.00	\$672.04	
26:10139	Misc Charge 18 - Plumbing and Drainage Inspection (as per IPART Determination May 2019) Inspection of plumbing and drainage work to ensure compliance with prescribed Council standards:							
26:10140	a) New Sewer Connection (including residential single dwelling, unit or villa complex, commercial and industrial) (For example demolition and rebuild of previously connected property) Includes allowance for 1 WC	Per property	1	\$180.59	-	\$0.00	\$180.59	
26:10141	b) Each additional WC (including residential single dwelling, unit, villa, commercial and industrial)	Per property	1	\$15.29	-	\$0.00	\$15.29	
26:10142	c) Alterations, Caravans and Mobile Homes Inspection of alterations and extensions to internal plumbing, where no inspection of junction is required, and Caravan and Mobile Home waste disposal connections Includes allowance for 1 WC	Per property	1	\$165.30	-	\$0.00	\$165.30	
26:10143	d) Sewer re-inspection Each additional inspection, following previous identification of non-compliant plumbing and drainage work	Per property	1	\$41.33	-	\$0.00	\$41.33	
26:10144	e) Rainwater tank connection Inspection of rainwater tank(s) and associated plumbing, where there is a connection from the tank to internal plumbing	Per property	1	\$67.66	-	\$0.00	\$67.66	
26:10145	Misc Charge 1 - Conveyancing Certificate - Statement of Outstanding Charges (as per IPART Determination May 2019) Statement of outstanding rates and charges at a specific date which is issued to solicitors, conveyancers, and individuals as a requirement for buying and selling property.	Per certificate	1	\$26.91	-	\$0.00	\$26.91	
26:10146	Misc Charge 2 Property sewerage line and drainage diagram (as per IPART Determination May 2019) Where available, Council will issue a copy of a diagram showing the location of the property service line, building sewer and drainage for a property.							
26:10147	a) Property Sewer Line and Drainage Diagrams	Per diagram	1	\$18.29	-	\$0.00	\$18.29	
26:10148	b) Property Sewer Line and Drainage Diagrams (with long section) Diagram will include additional longitudinal (depth) data for the sewer or drainage line	Per diagram	1	\$21.53	-	\$0.00	\$21.53	
26:10149	c) Property Sewer Line and Stormwater Drainage Diagrams (property complex) Property complex includes provision of diagrams for property developments over a number of adjacent titles.	Per plan	1	\$31.21	-	\$0.00	\$31.21	
26:10150	Misc Charge 3 - Provision of Service Location Diagrams (as per IPART Determination May 2019) Council will provide a location diagram of sewer and/or water mains in relation to a property's boundaries, or a statement that no sewer main is available, for a contract of sale.							
26:10151	a) Water and Sewer Location Plans	Per diagram	1	\$21.53	-	\$0.00	\$21.53	
26:10152	b) Water and Sewer Location Plans (including long section) Diagram will include additional longitudinal (depth) data	Per diagram	1	\$26.91	-	\$0.00	\$26.91	
26:10153	Misc Charge 4 - Special Meter Reading Statement (as per IPART Determination May 2019)							
26:10154	a) Manual request Request submitted by hard copy form or telephone	Per document	1	\$41.92	-	\$0.00	\$41.92	
26:10155	b) Online request Request submitted via Council website	Per document	1	\$31.16	-	\$0.00	\$31.16	
26:10156	Misc Charge 5 - Water Billing Record Search Statement (as per IPART Determination May 2019)							
26:10157	a) Up to and including 5 years	Per document	1	\$37.67	-	\$0.00	\$37.67	
26:10158	b) Up to and including 10 years	Per document	1	\$69.96	-	\$0.00	\$69.96	
26:10159	c) Beyond 10 years	Per document	1	\$102.25	-	\$0.00	\$102.25	
26:10160	Deposit for non-potable water access key A refundable deposit is required for the issue of a coded key required to access and meter non-potable water supply filling points.	Per key	3	\$25.00	-	\$0.00	\$25.00	

2019-20 Item Number	Description of Fees and Charges	Unit of Measurement	Price Category	2019-20 Central Coast Council Fee	Other Regulatory Fees and Charges	GST @ 10% Remitted to ATO (if applicable)	TOTAL 2019-20 FEE (GST inclusive where applicable)	Regulatory Fees and Charges Paid to
26.10161	Laboratory Services							
26.10162	Laboratory sampling and analysis associated with Council inspection of privately constructed and disinfected water mains (refer to Misc Charge 17 - Inspections)							
26.10163	a) Sampling in working hours (Monday - Thursday)	Per inspection	4	\$272.03		\$27.20	\$299.23	
26.10164	b) Sampling after working hours and/or Friday - Sunday	Per inspection	4	\$339.78		\$33.98	\$373.76	



Central
Coast
Council

centracoast.nsw.gov.au

COUNCIL OFFICES:

2 Hely St Wyong | 49 Mann St Gosford | 8.30am - 5.00pm Monday to Friday | **1300 463 954**