

# How to Guide

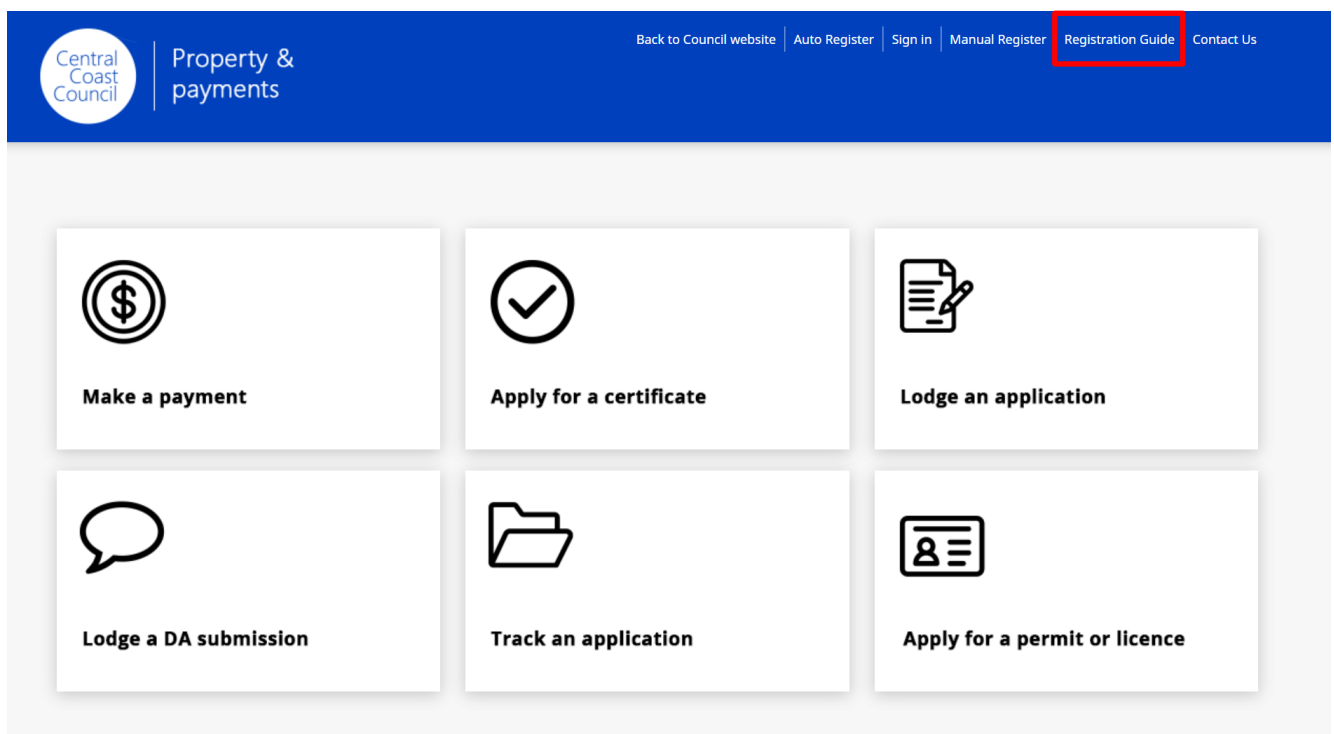
## Lodgement of Vehicle Access Crossing applications



### Introduction

The purpose of this guide is to assist in the lodgement of vehicle access crossing applications via Council's [Online Services](#).

Should you need to register for an Online Services account, follow the instructions available by clicking **Registration Guide** at the top navigation pane.



# How to Guide

## Lodgement of Vehicle Access Crossing applications

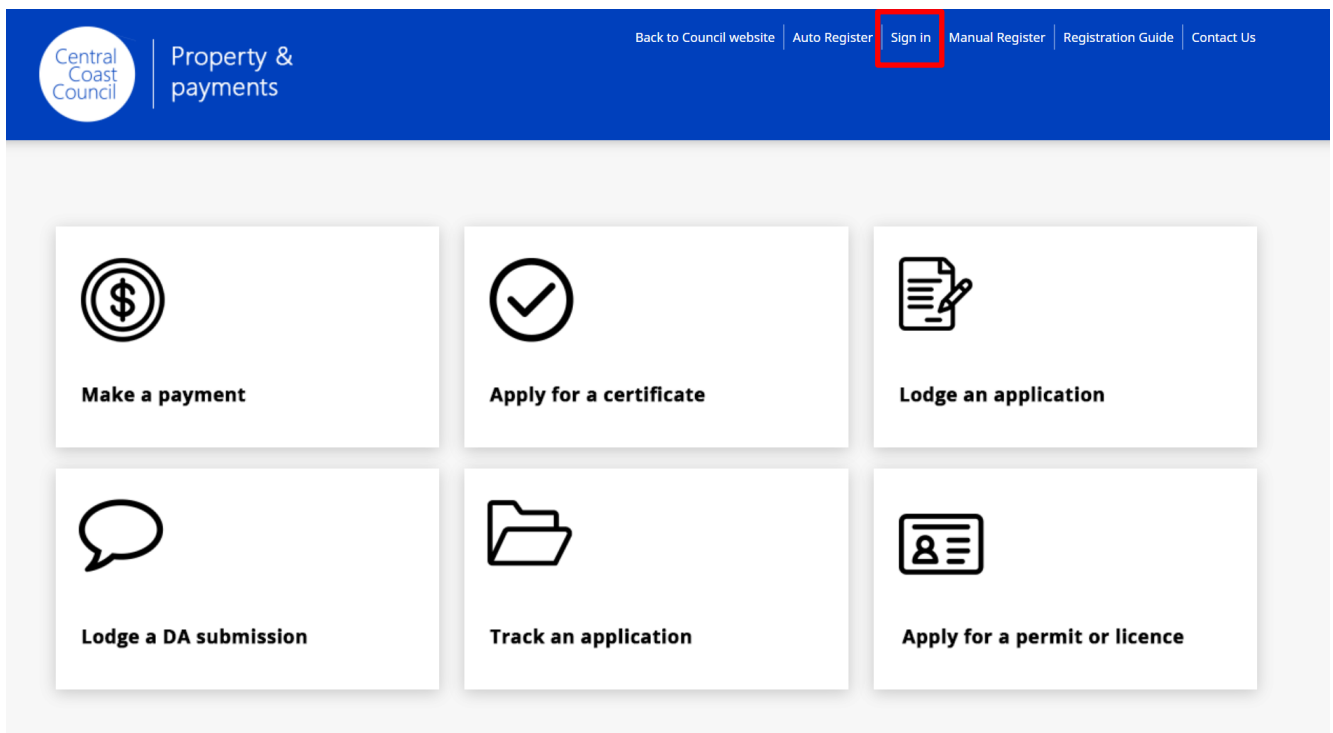


## Lodgement of Vehicle Access Crossing applications

Vehicle Access Crossing (VAC) applications must be submitted to Council via Council's [Online Services](#).

*Please note: This process only applies to VAC applications for **new** single and/or secondary dwellings and all **existing** residential, commercial and industrial developments. All VACs for **new** dual occupancies, residential units, industrial developments and/or commercial developments require an application for [Subdivision Works Certificate and other Development related Civil Works](#).*

**Step 1.** Sign in to your account by clicking **Sign in** at the top navigation pane



# How to Guide

## Lodgement of Vehicle Access Crossing applications

**Step 2.** Enter your User Name and Password and then click **Sign in**

### Sign in

A login is required to use the Online Services.  
Click [Home](#) if you do not wish to continue.  
If you need to change your password, please Sign In and select the **Other** and **Change Password** options from the top toolbar.  
If you need assistance on your login, please contact Council on [1300 463 954](tel:1300463954).


User Name

Password

Sign in


[Forgotten your password?](#)

**Step 3.** Click on **Lodge an Application** to begin the lodgement application process.




Property & payments


[Back to Council website](#) | [Auto Register](#) | [Sign in](#) | [Manual Register](#) | [Registration Guide](#) | [Contact Us](#)




Make a payment




Apply for a certificate




Lodge an application



Lodge a DA submission



Track an application



Apply for a permit or licence

# How to Guide

## Lodgement of Vehicle Access Crossing applications

**Step 4.** Select the relevant **Application Type** from the list and then click **Next**

### Select Application Type

Below is a list of the Application types that you can lodge online. Please select the required application type and click the Next button to continue.

Application Types	Instructions
<input type="radio"/> <b>Building Information Certificate</b>	Lodgement of certificates under Section 149D of the Environmental Planning and Assessment Act.
<input type="radio"/> <b>Tree Permit Application</b>	Lodgement of applications for tree removal or pruning under State Environmental Planning Policy (Vegetation in Non- Rural Areas) 2017
<input checked="" type="radio"/> <b>Roads Act Application</b>	Lodgement of vehicle access crossing, works zone and road occupancy licence applications (this does not include applications for subdivision construction works)
<input type="radio"/> <b>Road Opening Permit</b>	Lodgement of applications to undertake excavation works on Council's road reserve
<input type="radio"/> <b>Water Service Application</b>	Lodgement of applications for connection, disconnection or relocation of a domestic water service.
<input type="radio"/> <b>Water Management Act Application</b>	Lodgement of applications for the issue of a compliance certificate under Section 307(1) Water Management Act 2000
<input type="radio"/> <b>Swimming Pool Compliance Certificate</b>	Lodgement of applications for Certificate of Compliance for a Swimming Pool Issued under Section 22D of the Swimming Pools Act 1992

Next

**Step 5.** Select the relevant **Location Type** and then click **Next**

### Please select a Location Type

An Application is submitted against a Property, Parcel or a Street. Please choose the type of location that this application will be submitted against.

☒ Submit an Application for a Property.

☐ Submit an Application for a Street.

Previous

Next

# How to Guide

## Lodgement of Vehicle Access Crossing applications



### Step 6. Enter the relevant property details and click **Search**

#### Property Search

You can search for a property by selecting one of the available search options below, and then entering some or all of the appropriate details.

##### Address Search

Use this option if you wish to search for a property or parcel via the address details. Please enter the address details (or alternatively the Property Name or Ward), then click on the search button to invoke the search.

☐ Advanced Search

Street Number

Street Name

Street Type

(any) ▾

Suburb

Previous

Search

# How to Guide


## Lodgement of Vehicle Access Crossing applications



**Step 7.** Select the relevant **Property** from the list of results and click **Next**

### Property Search

You can search for a property by selecting one of the available search options below, and then entering some or all of the appropriate details.

	Address	Parcel Description
	49-51 Mann Street, GOSFORD NSW (Alt)	Lot 1 DP 251476 Lot 1 DP 564021

49-51 Mann Street, GOSFORD NSW (Alt) should be 49-51 Mann Street, GOSFORD NSW 2250 according to council records. Please consider selecting this property instead.

**Next**

### Address Search

Use this option if you wish to search for a property or parcel via the address details. Please enter the address details (or alternatively the Property Name or Ward), then click on the search button to invoke the search.

☐ Advanced Search

**Street Number**

**Street Name**

**Street Type**

**Suburb**

# How to Guide





## Lodgement of Vehicle Access Crossing applications



**Step 8.** Ensure the correct Applicant details are listed and then click **Next**. The buttons on the right side of the screen can be used to edit, delete and/or add additional applicant details.

### Identify Parties applicable to this lodgement

This page allows you to identify all parties (such as contacts, contractors etc) that are associated with this lodgement. Please provide as much detail as possible to identify these parties. Please note that you will have to enter the details for any mandatory parties before being able to use the Next button to continue.

Parties	Names	Link/s
 <b>Applicant *</b>	John Smith  (additional names can be added for this party)	   

Previous

Next

# How to Guide

## Lodgement of Vehicle Access Crossing applications

**Step 9.** Enter the relevant **Description of Work**. Ensure the relevant Application Form has been downloaded and completed. Select the relevant **Application Type**.

### Roads Act Application

#### Description

Description of Work \*

#### Application Forms

All Application forms can be found below (forms will open in a new window)

##### [Vehicle Access Crossing](#)

This application form relates to Vehicle Access Crossings (VACs) for new single and/or secondary dwellings and all existing residential, commercial and industrial developments. All VACs for new dual occupancies, residential units, industrial developments and/or commercial developments require a completed [Application Form for Subdivision Works Certificate and other Development related Civil Works](#) and are NOT to be submitted here.

##### [Works Zone Application](#)

##### [Road Occupancy Licence](#)

Please attach a completed application form and supporting documentation below

#### Application Type - please choose at least one option below

\* Vehicle Crossing applications require the consent of the owner(s) of the property and a plan of the proposed work.

Please attach the written consent of the owner(s) and plan below.



Vehicle Access Crossing \*

☐ Works Zone Application

☐ Road Occupancy Licence







# How to Guide

## Lodgement of Vehicle Access Crossing applications

**Step 10.** Upload the relevant **Attachments** required by clicking **Choose file** next to the relevant document category and selecting the relevant file for upload. Documents marked with a “\*” indicate mandatory attachments that are required to be provided. Once all documents have been attached, click **Next**

### Attachment Details

The application requires the consent of the owner(s) of the property and a plan of the proposed work.

Application Form *	 Choose file No file chosen
Plan of Proposed Works *	 Choose file No file chosen
Owners Consent (for Vehicle Access Crossing)	 Choose file No file chosen
Additional Information	 Choose file No file chosen
Additional Information	 Choose file No file chosen
Additional Information	 Choose file No file chosen

Previous
Next

**Step 11.** Confirm the details of the application and click **Next** once you have confirmed all details are correct

### Confirm Your Application

Below are some of the details of your Application lodgement. Click the Next button to continue once you are sure that all of the application details have been completed correctly.

Application Type	Roads Act Application
Properties	49-51 Mann Street, GOSFORD NSW 2250
Lodgement Fee	\$505.00 *
Payment Method	Credit Card
Receipt Required?	No ▾

\* Please be aware that additional fees may be incurred once your application is processed.

Previous
Next

# How to Guide

## Lodgement of Vehicle Access Crossing applications



**Step 12.** Enter the relevant Credit Card details and click **Pay** to process the payment

### Payment Entry (Advam Host)

Please enter your Credit Card details below, and then click the "Pay" button to process your payment.

Card Number *	<input type="text"/>
Expiry Month	<input type="text" value="01"/> *
Expiry Year	<input type="text" value="2022"/> *
Security Code *	<input type="text"/>
Card Holder	<input type="text"/>
Payment Amount	\$505.00

Pay

\* Denotes that the field is mandatory.

