

Unit	Capital Type	Project	Suburb Location	Option 1 Rate Peg	Option 2 9.5% SRV	Option 4 6.9% SRV
Lifelong Learning Total	2 - Gap			\$0	\$167,106	\$93,106
Place Management	2 - Gap	Bateau Bay Town Centre Masterplan Implementation: Priority projects identified in the Bateau Bay Town Centre Masterplan which is anticipated to be adopted by Council during the first quarter of 13/14	Bateau Bay	X	\$500,000	X
Place Management	2 - Gap	Budgewoi Town Centre Masterplan Implementation: Priority projects identified in the Budgewoi Town Centre Masterplan which is anticipated to be adopted by Council during the first quarter of 13/14	Budgewoi	X	X	\$113,117
Place Management	2 - Gap	Lake Haven Town Centre Masterplan Implementation: Priority projects identified in the Lake Haven Town Centre Masterplan which is anticipated to be adopted by Council during the first quarter of 13/14	Lake Haven	X	\$500,000	\$500,000
Place Management	2 - Gap	Long Jetty Town Centre Masterplan Implementation: Priority projects identified in the Long Jetty Town Centre Masterplan which is anticipated to be adopted by Council during the first quarter of 13/14	Long Jetty	X	\$500,000	\$500,000
Place Management	2 - Gap	Toukley Town Centre Masterplan Implementation: Main street refurbishment	Toukley	X	\$59,294	\$59,294
Place Management	2 - Gap	Toukley Town Centre Masterplan Implementation: Carpark Links to Main Rd	Toukley	X	X	\$180,511
Place Management Total	2 - Gap			\$0	\$1,559,294	\$1,352,922
Roads	2 - Gap	VISTA PDE: Road Upgrade/Renewal with stormwater drainage	Bateau Bay	X	X	\$400,000
Roads	2 - Gap	BERKELEY ROAD: Road Upgrade including stormwater drainage	Berkeley Vale	X	\$2,000,000	\$2,000,000
Roads	2 - Gap	BLENHEIM AVE: Road Upgrade with stormwater drainage	Berkeley Vale	X	\$1,300,000	X
Roads	2 - Gap	29 ULANA AVE: Road Upgrade with possible stormwater drainage	Budgewoi	X	X	\$100,000
Roads	2 - Gap	OCEAN / CURRINGO: Blackspot Programme	Budgewoi	X	X	\$79,200
Roads	2 - Gap	DIAMOND HEAD DRIVE: Road Upgrade/Renewal with possible stormwater drainage	Budgewoi	X	\$600,000	X
Roads	2 - Gap	ELIZABETH BAY DRIVE : Regional Road Repair Programme (59/50 Grant)	Budgewoi Peninsula	X	\$554,000	\$554,000
Roads	2 - Gap	REGENT ST: Retaining Wall	Buff Point	X	X	\$150,000
Roads	2 - Gap	22 RESTHAVEN AVENUE: Road Upgrade/Renewal with stormwater drainage	Charmhaven	X	\$150,000	X
Roads	2 - Gap	ORANGE RD: Timber bridge replacement programme	Fountaindale	X	\$350,000	\$350,000
Roads	2 - Gap	QUINALUP STREET (MIGA STREET): Road Upgrade with stormwater drainage	Gwardian	X	X	\$350,000
Roads	2 - Gap	PHYLLIS AVENUE: Road Upgrade/Renewal with stormwater drainage	Karwal	X	\$450,000	X
Roads	2 - Gap	NORTON AVE: Road Upgrade with possible stormwater drainage	Killarney Vale	X	X	\$792,500
Roads	2 - Gap	LUCINDA AVE: Road Upgrade with possible stormwater drainage	Killarney Vale	X	\$750,000	X
Roads	2 - Gap	BORONIA/ACACIA: Blackspot Programme	Lake Munmorah	X	X	\$148,525
Roads	2 - Gap	ANITA AVENUE @ AGATHA: Road Upgrade including stormwater drainage	Lake Munmorah	X	\$650,000	X
Roads	2 - Gap	REDMYRE STREET: Road Upgrade/Renewal with stormwater drainage	Long Jetty	X	\$150,000	X
Roads	2 - Gap	BALD STREET: Road Upgrade with stormwater drainage	Narah Head	X	X	\$300,000
Roads	2 - Gap	MAITLAND STREET (BUSH STREET STG3): NORAH HEAD: Road Upgrade including stormwater drainage	Narah Head	X	\$600,000	X
Roads	2 - Gap	Frederick Street: Road Upgrade (Seal)	Ourimbah	X	\$112,500	X
Roads	2 - Gap	Ravensdale Road: Road Upgrade (Seal)	Ravensdale	X	\$1,095,000	X
Roads	2 - Gap	NORTHLAKES OVAL: Timber Footbridge replacement programme	San Remo	X	\$15,000	\$15,000
Roads	2 - Gap	GOORAMA AVE: Road Upgrade/Renewal including stormwater drainage	San Remo	X	\$1,900,000	\$1,900,000
Roads	2 - Gap	REGIONAL 30X COMPONENT: Regional Road 3 x 3	Shire Wide	X	\$151,000	\$151,000
Roads	2 - Gap	PICNIC POINT #2: Timber Footbridge replacement programme	The Entrance	X	\$20,000	\$20,000
Roads	2 - Gap	FOWLERS: Timber bridge replacement programme	Tuggerah	X	X	\$450,000
Roads	2 - Gap	THE RIDGEWAY (CH1100 CH1870): Road Upgrade and Renewal	Tumbi Umbi	X	\$1,500,000	\$1,500,000
Roads	2 - Gap	ALISON/HOPE: Blackspot Programme	Wyong	X	X	\$116,900

Unit	Capital Type	Project	Suburb Location	Option 1 Rate Peg	Option 2 9.5% SRV	Option 4 6.0% SRV
Roads	2 - Gap	DARRI ROAD: Road Upgrade including stormwater drainage	Wyongah	X	\$1,500,000	\$1,500,000
Roads	2 - Gap	BUMBLE HILL GUARDRAIL: Road Safety Facilities	Yarralong	X	\$50,000	\$50,000
Roads Total	2 - Gap				\$0	\$13,897,125
Sport Leisure and Recreation	2 - Gap	Norah Head Bald Street Boat Ramp Replacement: Finish Replacement of Boat Ramp	Norah Head	X	\$400,000	\$400,000
Sport Leisure and Recreation	2 - Gap	Landscaping Shelly Beach Beach : Complete stage 1 & 2 of the external Landscape works including pathways, landscaping, fencing and picnic facilities to support construction of the surf club and recent improvements.	Shelly Beach	X	\$485,000	X
Sport Leisure and Recreation Total	2 - Gap				\$0	\$885,000
Sustainability	2 - Gap	Natural Asset Capital Upgrades and Renewals: Natural Asset Capital Upgrades and Renewals including signage, trail restoration, fencing, barriers, erosion control	Shire Wide	X	\$150,000	\$150,000
Sustainability	2 - Gap	APZ Upgrades: Upgrade and improvement in 30 APZ	Shire Wide	X	\$150,000	\$150,000
Sustainability	2 - Gap	Fire Trail Upgrades: Upgrade and improvement in 2 fire trails	Shire Wide	X	\$380,000	\$190,000
Sustainability Total	2 - Gap				\$0	\$680,000
Waterways and Asset Management	2 - Gap	RFS-Manning Pk Station Upgrade: RFS-Manning Pk Station Upgrade	Manning Park RFS	X	\$200,000	\$200,000
Waterways and Asset Management Total	2 - Gap				\$0	\$200,000
3 - Economic and Property Development	3 - New	Sparks Rd Stormwater drainage augmentation works.:	Warnervale	X	\$80,000	X
3 - Economic and Property Development	3 - New	Hill Top Park Masterplan: Preparation of a new town park masterplan and staged construction	Warnervale	X	\$229,001	X
3 - Economic and Property Development	3 - New	Warnervale Town Centre Entry Road: Contribution/Construction of entry road off Sparks Road	Warnervale	X	\$375,000	\$375,000
3 - Economic and Property Development	3 - New	Warnervale Town Centre Council land holding subdivision: Feasibility, design, approvals, and staged construction of Council owned land within the Warnervale Town Centre - Lot 1 DP 375712 - Lot 54 55 DP 7527 - Lot 4 DP 7738 - Lot 1 DP 371647 - Lot 51 52 DP 561032 - Lot 1 DP 376264	Warnervale	X	\$2,214,988	X
3 - Economic and Property Development Total	3 - New				\$0	\$2,898,999
Community and Cultural Development	3 - New	The Art House (s94 and Ordinary Rates funded)- construct: Construct The Art House	Shire Wide	X	\$4,000,000	\$4,000,000
Community and Cultural Development Total	3 - New				\$0	\$4,000,000
Human Resources	3 - New	Previously deferred by ET - Performance Management Appraisal online tool, including consultant advice and remuneration management : Develop a Performance Management framework and on-line system to automate personnel management of KPI's and reporting.	Shire Wide	X	\$225,000	X
Human Resources Total	3 - New				\$0	\$225,000
Information Management	3 - New	Disaster Recovery Site : Establish 2014, expansion over years	Shire Wide	X	\$20,000	\$20,000
Information Management Total	3 - New				\$0	\$20,000
Place Management	3 - New	Wyong Civic and Cultural Precinct Masterplan Implementation: Construction of stage 1 of Frank Ballance Park. Budget includes funds for the purchase of the 3 properties needed for the expanded park.	Shire Wide	X	\$1,500,000	X
Place Management Total	3 - New				\$0	\$1,500,000
Roads	3 - New	BUS SHELTER CONSTRUCTION AND CLAUDE PAYMENT: BUS SHELTER CONSTRUCTION AND CLAUDE PAYMENT	Shire Wide	X	\$52,000	\$52,000
Roads	3 - New	TO BE ADVISED: Shared Pathway Programme (new)	Shire Wide	X	\$500,000	\$500,000
Roads Total	3 - New				\$0	\$552,000
Grand Total					\$24,690,029	\$52,756,128
						\$44,774,332

Wyong Shire Council - 2015/16 Proposed Capital Expenditure

	Option 1 3.4% Rate Peg	Option 2 9.5% SRV	Option 4 6.9% SRV
Renewals	\$24,969,000	\$24,969,000	\$24,969,000
Gap	\$0	\$18,084,976	\$15,344,976
New	\$0	\$9,123,719	\$4,573,000
	\$24,969,000	\$52,177,695	\$44,886,976

Unit	Capital Type	Project	Suburb Location	Option 1 Rate Peg	Option 2 9.5% SRV	Option 4 6.9% SRV
Community and Cultural Development	1 - Renewal	Community facility equipment upgrade: Replacement of equipment at 10-15 community facilities - including tables, chairs, data projector, visual aids.	Shire Wide	\$50,000	\$50,000	\$50,000
Community and Cultural Development	1 - Renewal	Community facility signage: Upgrade/replace/renew community facility signage and/or noticeboards- this is part of a rolling works program based on new branding for community facilities	Shire Wide	\$50,000	\$50,000	\$50,000
Community and Cultural Development	1 - Renewal	Community Facilities : A targeted renew/upgrade program for community facilities. This is in addition to routine maintenance.	Shire Wide	\$500,000	\$500,000	\$500,000
Community and Cultural Development Total	1 - Renewal			\$600,000	\$600,000	\$600,000
Community and Customer Relations	1 - Renewal	Contact Centre refurbishment : Refurbish Contact Centre in line with USB and CCWC future decision on location of all or partial service.	Wyong	\$200,000	\$200,000	\$200,000
Community and Customer Relations Total	1 - Renewal			\$200,000	\$200,000	\$200,000
Community Buildings	1 - Renewal	Extend Paint store at Long Jetty Depot: Concrete the under cover area at the western end of the building maintenance storage shed at Long Jetty Depot to extend the paint and graffiti chemical storage space for improved security and safety	Bateau Bay	\$30,050	\$30,050	\$30,050
Community Buildings	1 - Renewal	Year 2 - Pavement Upgrade: Upgrade area 2 of the Long Jetty Depot pavement	Bateau Bay	\$477,000	\$477,000	\$477,000
Community Buildings	1 - Renewal	Community Buildings Renewals - projects to be identified once valuations are completed by external valuers	Shire Wide	\$563,950	\$563,950	\$563,950
Community Buildings	1 - Renewal	Renew Carpet the Council Chambers: Replace worn carpet in Civic Centre on priority basis (4 yr plan commencing 12/13)	Wyong	\$83,000	\$83,000	\$83,000
Community Buildings Total	1 - Renewal			\$1,154,000	\$1,154,000	\$1,154,000
Community Safety and Compliance	1 - Renewal	Electronic Handheld infringements: Replacement of hardware 13 devices	Shire wide	\$55,000	\$55,000	\$55,000
Community Safety and Compliance Total	1 - Renewal			\$55,000	\$55,000	\$55,000
Information Management	1 - Renewal	UPS Battery Replacements: Data Centre & Remote Sites	Shire Wide	\$55,000	\$55,000	\$55,000
Information Management	1 - Renewal	Edge Switches: Switch expansion	Wyong	\$14,000	\$14,000	\$14,000
Information Management	1 - Renewal	Appliances: Web, Email, Security, UPS, Wireless	Wyong	\$16,000	\$16,000	\$16,000
Information Management	1 - Renewal	Servers (Physical): Voice, Backup, Non-virtual	Wyong	\$34,000	\$34,000	\$34,000
Information Management	1 - Renewal	Backup tapes, Cabling and Lighting: Data Centre Only (Upgrade 2016)	Wyong	\$60,000	\$60,000	\$60,000
Information Management	1 - Renewal	Servers (Virtual Hosts):	Wyong	\$90,000	\$90,000	\$90,000
Information Management	1 - Renewal	vmWare: Potential migration to VMWare to align with GCC	Wyong	\$90,000	\$90,000	\$90,000
Information Management	1 - Renewal	GIS: 3 Year Shirewide Digital Aerial Photography	Wyong	\$150,000	\$150,000	\$150,000
Information Management Total	1 - Renewal			\$509,000	\$509,000	\$509,000
Lifelong Learning	1 - Renewal	Surface play area at replacement of Spotted Gum Care and Education Centre: Remove very old pavers from children's play area and resurface with modern surface treatment to reduce ongoing maintenance and safety issues.	Berkeloy Vale	\$20,000	\$20,000	\$20,000
Lifelong Learning	1 - Renewal	Library Lending Resource Purchases: The purchase of lending resources: books, CDs, DVDs, electronic resources, databases to address depreciation of existing stock. Formula based on population size and depreciation schedule.	Shire Wide	\$560,000	\$560,000	\$560,000
Lifelong Learning Total	1 - Renewal			\$580,000	\$580,000	\$580,000

Unit	Capital Type	Project	Suburb Location	Option 1 Rate Peg	Option 2 9.5% SRV	Option 4 6.9% SRV
Open Space	1 - Renewal	Replacement of damaged and failed assets in parks and reserves : Asset renewal of furniture and shelters which are vandalised or fail in parks and reserves, fences such as BBQ, Shelters and benches	Shire Wide	\$50,000	\$50,000	\$50,000
Open Space	1 - Renewal	Replacement of damaged and failed assets in sports fields : Asset renewal of irrigation, cricket wickets, goal posts, BBQs, Shelters and benches which are vandalised or fail in sports fields	Shire Wide	\$50,000	\$50,000	\$50,000
Open Space	1 - Renewal	Replacement of fencing Boat Harbour: Asset renewal of fencing within identified priority area	Summerland Point	\$83,000	\$83,000	\$83,000
Open Space Total	1 - Renewal			\$183,000	\$183,000	\$183,000
Plant and Fleet	1 - Renewal	Purch Workshop Tools & Equip: Annual workshop tools and equipment Replacement program.	Charmhaven	\$50,000	\$50,000	\$50,000
Plant and Fleet	1 - Renewal	Charmhaven Depot Security: Charmhaven Depot: Security	Charmhaven	\$70,000	\$70,000	\$70,000
Plant and Fleet	1 - Renewal	CHD Pavement & Building Improvements: CHD Pavement & Building Improvements	Charmhaven	\$250,000	\$250,000	\$250,000
Plant and Fleet	1 - Renewal	Small Plant Capital Purchases: Annual Small Plant Capital Replacement Program	Charmhaven	\$300,000	\$300,000	\$300,000
Plant and Fleet	1 - Renewal	Purchase Heavy Vehicles: Annual Heavy Plant Replacement Program	Charmhaven	\$435,000	\$435,000	\$435,000
Plant and Fleet	1 - Renewal	Fleet - Commercial Vehicles: Annual Light Commercial vehicles Replacement Program	Charmhaven	\$890,000	\$890,000	\$890,000
Plant and Fleet	1 - Renewal	Purchase Trucks Current Proj: Annual Truck Replacement Program	Charmhaven	\$1,500,000	\$1,500,000	\$1,500,000
Plant and Fleet	1 - Renewal	Passenger Vehicles: Annual Passenger vehicle Replacement Program	Charmhaven	\$1,584,000	\$1,584,000	\$1,584,000
Plant and Fleet	1 - Renewal	Sub Depot Improvements : Sub Depot Improvements	Mardi & Sub Depots	\$50,000	\$50,000	\$50,000
Plant and Fleet Total	1 - Renewal			\$5,129,000	\$5,129,000	\$5,129,000
Roads	1 - Renewal	PAPALA AVE: Road Pavement Renewal	Soreau Bay	\$187,500	\$187,500	\$187,500
Roads	1 - Renewal	EDWARD ST: Road Pavement Renewal	Budgevol	\$187,500	\$187,500	\$187,500
Roads	1 - Renewal	ENTERPRISE DR CH6.830 -CH6.327: Regional Road Repair Programme (50/50 Grant)	Fourtindale	\$750,000	\$750,000	\$750,000
Roads	1 - Renewal	SPRING VALLEY AVE: Road Pavement Renewal	Gorkan	\$187,500	\$187,500	\$187,500
Roads	1 - Renewal	KANANGRA DR: Road Pavement Renewal	Gwandalan	\$625,000	\$625,000	\$625,000
Roads	1 - Renewal	STANLEY ST: Road Pavement Renewal	Karewal	\$175,000	\$175,000	\$175,000
Roads	1 - Renewal	WATERVIEW ST: Road Pavement Renewal	Long Jetty	\$150,000	\$150,000	\$150,000
Roads	1 - Renewal	MCPHERSON ROAD: Road Pavement Renewal	Mardi Tuggerah	\$1,250,000	\$1,250,000	\$1,250,000
Roads	1 - Renewal	PEROUSE AVE: Road Pavement Renewal	San Remo	\$187,500	\$187,500	\$187,500
Roads	1 - Renewal	BLOCK GRANT: RMS Block Grant	Shire Wide	\$200,000	\$200,000	\$200,000
Roads	1 - Renewal	TO BE ADVISED: Footpath Programme (Renewal) - Inspections underway to determine future renewal needs	Shire Wide	\$450,000	\$450,000	\$450,000
Roads	1 - Renewal	NON PROGRAMMED WORKS: Unprogrammed Emergency Works	Shire Wide	\$500,000	\$500,000	\$500,000
Roads	1 - Renewal	TO BE ADVISED: Rolled Kerb and Gutter - Priorities based condition - Inspected annually	Shire Wide	\$500,000	\$500,000	\$500,000
Roads	1 - Renewal	NIRINDA ROAD: Road Pavement Renewal	Summerland Point	\$187,500	\$187,500	\$187,500
Roads	1 - Renewal	TUGGERAH PARADE: Road Pavement Renewal	Tacoma South	\$650,000	\$650,000	\$650,000
Roads	1 - Renewal	FAIRPORT AVE: Road Pavement Renewal	The Entrance	\$125,000	\$125,000	\$125,000
Roads	1 - Renewal	ASHTON AVE: Road Pavement Renewal	The Entrance	\$187,500	\$187,500	\$187,500
Roads	1 - Renewal	GOSFORD AVE: Roads to Recovery	The Entrance	\$250,000	\$250,000	\$250,000
Roads	1 - Renewal	FAIRVIEW ST: Roads to Recovery	The Entrance	\$375,000	\$375,000	\$375,000
Roads	1 - Renewal	OLEANDER ST: Road Pavement Renewal	The Entrance	\$750,000	\$750,000	\$750,000
Roads	1 - Renewal	OLD MAITLAND ROAD: Road Pavement Renewal	The Entrance	\$750,000	\$750,000	\$750,000
Roads	1 - Renewal	TUGGERAWONG ROAD : Roads to Recovery	Tuggerawong	\$1,200,000	\$1,200,000	\$1,200,000
Roads	1 - Renewal	SCOTT BRUCE CL: Road Pavement Renewal	Tumbi Umbi	\$150,000	\$150,000	\$150,000
Roads	1 - Renewal	PEACH AVE: Road Pavement Renewal	Tumbi Umbi	\$162,500	\$162,500	\$162,500
Roads	1 - Renewal	TUMBI RD CH6.961 - CH6.280: Regional Road Repair Programme (50/50 Grant)	Tumbi Umbi	\$750,000	\$750,000	\$750,000
Roads	1 - Renewal	JENSENS ROAD : Road Upgrade including stormwater drainage	Wadlba	\$450,000	\$450,000	\$450,000
Roads	1 - Renewal	JENSENS ROAD: Road Pavement Renewal	Wadlba	\$750,000	\$750,000	\$750,000
Roads	1 - Renewal	BRITANNIA DR: Roads to Recovery	Watanobbi	\$625,000	\$625,000	\$625,000
Roads	1 - Renewal	CHAPMAN AVE: Road Pavement Renewal	Wyong	\$150,000	\$150,000	\$150,000
Roads	1 - Renewal	WAKEHURST DR: Road Pavement Renewal	Wyong	\$150,000	\$150,000	\$150,000
Roads	1 - Renewal	ROCKLEIGH ST: Road Pavement Renewal	Wyong	\$187,500	\$187,500	\$187,500
Roads Total	1 - Renewal			\$13,200,000	\$13,200,000	\$13,200,000
Sport Leisure and Recreation	1 - Renewal	Amenities Building Refurbishments : Program of Rolling works to renew and upgrade existing assets with minor capital works. 13/14 priority is Baker Park grandstand	Shire Wide	\$80,000	\$80,000	\$80,000
Sport Leisure and Recreation	1 - Renewal	Toukley Pool - Re-construct chemical room: Required due to concrete cancer.	Toukley	\$40,000	\$40,000	\$40,000

Unit	Capital Type	Project	Suburb Location	Option 1 Rate Peg	Option 2 9.5% SRV	Option 4 6.9% SRV
Sport Leisure and Recreation Total	1 - Renewal			\$120,000	\$120,000	\$120,000
Sustainability	1 - Renewal	APZ Renewals - details to be finalised	Shire Wide	\$200,000	\$200,000	\$200,000
Sustainability	1 - Renewal	Fire Trail Renewals - details to be finalised	Shire Wide	\$200,000	\$200,000	\$200,000
Sustainability Total	1 - Renewal			\$400,000	\$400,000	\$400,000
Waterways and Asset Management	1 - Renewal	Refresh beach accesses : Refresh 4 beach accesses per year as determined by needs analysis	Shire Wide	\$80,000	\$80,000	\$80,000
Waterways and Asset Management	1 - Renewal	Fire Station Improvements Various: Various Station upgrade projects	Shire Wide	\$200,000	\$200,000	\$200,000
Waterways and Asset Management	1 - Renewal	Bushfire Vehicles & Capital: RFS vehicle/equipment Replacement program	Shire Wide	\$550,000	\$550,000	\$550,000
Waterways and Asset Management	1 - Renewal	Gross Pollutant Traps and other appropriate stormwater treatment works: Remove and replace existing foreshore Gross Pollutant Traps. Patrol: offline screens and containment bays to existing foreshore Gross Pollutant Traps where replacement is not possible.	Shire Wide	\$2,000,000	\$2,000,000	\$2,000,000
Waterways and Asset Management Total	1 - Renewal			\$2,830,000	\$2,830,000	\$2,830,000
Community and Cultural Development	2 - Gap	Upgrade Norville & Jilliby Cemetery: New beams, gardens, signage	Norville and Jilliby	X	\$15,000	\$15,000
Community and Cultural Development	2 - Gap	Community Facilities : A targeted renew/upgrade program for community facilities. This is in addition to routine maintenance.	Shire Wide	X	\$300,000	X
Community and Cultural Development Total	2 - Gap			\$0	\$315,000	\$15,000
Community and Customer Relations	2 - Gap	Video equipment for online engagement and communications: Upgrade existing smaller video camera, purchase tripod, video bag and light reflector, two x SLR flashes and cases,	Wyong	X	X	\$9,500
Community and Customer Relations	2 - Gap	Website Stage 2 Strategy: Phase 1 Redesign and implementation of home page and other council website pages to improve visual appeal and interactive capability, reduce clutter and improve navigation to support changes to online services. Phase 2 & 3 Develop enhanced website capability for future video, multi-lingual and integration of social media. Upgrade website content management capability to streamline content information and support internal users.	Wyong	X	X	\$20,000
Community and Customer Relations Total	2 - Gap			\$0	\$0	\$29,500
Community Buildings	2 - Gap	Kitchens/tables Upgrades: Upgrading of 4 kitchens/tables (per annum) to meet legislative requirements per year	Wyong	X	\$47,000	\$47,000
Community Buildings	2 - Gap	A/C units replacements: Replace various A/C units based on recommendations from an audit carried out last year	Wyong	X	\$60,000	\$60,000
Community Buildings Total	2 - Gap			\$0	\$107,000	\$107,000
Finance	2 - Gap	Pathway Change Requests: Changes to Pathway for more efficient business processes - not budgeted by IT	Wyong	X	\$25,000	\$25,000
Finance	2 - Gap	Oracle Change Requests: Changes to Oracle for more efficient business processes - not budgeted by IT	Wyong	X	\$25,000	\$25,000
Finance	2 - Gap	Oracle Change Requests - employee expense claims: For any changes required to implement online approvals of petty cash or other expenditure incurred by employees by line managers - aim is to make payments directly into employee bank accounts	Wyong	X	\$25,000	\$25,000
Finance	2 - Gap	Oracle Change Requests - procurement cards: For any changes required to improve procurement card approvals of expenditure by line managers	Wyong	X	\$25,000	\$25,000
Finance	2 - Gap	IP Framework - Service Unit Business Plans: To provide an electronic solution for the development of the Service Unit Business Plan	Wyong	X	\$30,000	\$30,000
Finance	2 - Gap	Management Reporting - Dashboards: Continuous updating of the Dashboard to reflect Councils structure and reporting needs.	Wyong	X	\$40,000	\$40,000
Finance	2 - Gap	Management Reporting - HR Report: To provide a electronic version of the monthly HR report via the Management Reporting Dashboard	Wyong	X	\$50,000	\$50,000
Finance	2 - Gap	Oracle Change Requests - online purchase requisitions: For any changes required to improve online purchase requisitions for goods and services by line managers - this will also assist with improving efficiencies with invoice scanning for AP	Wyong	X	\$50,000	\$50,000

Unit	Capital Type	Project	Suburb Location	Option 1 Rate Peg	Option 2 9.5% SRV	Option 4 6.9% SRV
Finance	2 - Gap	Management Reporting - Service Unit needs: To provide an electronic dashboard for service unit reporting	Wyong	X	\$70,000	\$70,000
Finance Total	2 - Gap				\$0	\$340,000
Information Management	2 - Gap	Microwave Hardware Replacement: Unicensored Spectrum	Shire Wide	X	\$32,000	\$32,000
Information Management	2 - Gap	Reporting: Additional Reporting Functionality	Wyong	X	\$15,000	\$15,000
Information Management	2 - Gap	Sharepoint: Forms development and enhancements	Wyong	X	\$15,000	\$15,000
Information Management	2 - Gap	Router Replacements and Upgrades: Memory, Flash, some Replacements	Wyong	X	\$17,000	\$17,000
Information Management	2 - Gap	CRM: Additional Functionality	Wyong	X	\$18,000	\$18,000
Information Management	2 - Gap	Mobility Platform, test devices and associated hardware:	Wyong	X	\$32,000	\$32,000
Information Management	2 - Gap	Kronos: Upgrade System Functionality	Wyong	X	\$40,000	\$40,000
Information Management	2 - Gap	HR Reporting: Additional Functionality	Wyong	X	\$40,000	\$40,000
Information Management	2 - Gap	NBN Fibre Upgrades: Router Upgrades, and additional IP Phones	Wyong	X	\$55,000	\$55,000
Information Management	2 - Gap	SAN Disk Growth & GIS:	Wyong	X	\$61,000	\$61,000
Information Management	2 - Gap	Gigabit to the Desktop: High Speed access to Desktop	Wyong	X	\$300,000	\$300,000
Information Management Total	2 - Gap				\$0	\$623,000
Lifelong Learning	2 - Gap	Enclose porch/entry at the Kanwal Care & Education Centre: Enclose the entrance and veranda area at the Kanwal Care & Education Centre to address current WHS issues for staff, parents and children using the Centre, eliminating the accessibility to current area that allows anti-social behaviour outside business hours.	Kanwal	X	\$9,500	\$9,500
Lifelong Learning	2 - Gap	Local Library Priority Grant. Applied for each year for a specific project: Library Local Priority Grant - Specific project to be determined when funding guidelines are released by the funding body (State Library) each year.	Tuggerah, Lake Haven and Toukley	X	\$29,106	\$29,106
Lifelong Learning Total	2 - Gap				\$0	\$38,606
Place Management	2 - Gap	Lake Haven Town Centre Masterplan Implementation: Priority projects identified in the Lake Haven Town Centre Masterplan which is anticipated to be adopted by Council during the first quarter of 13/14	Lake Haven	X	\$500,000	\$500,000
Place Management	2 - Gap	Long Jetty Town Centre Masterplan Implementation: Priority projects identified in the Long Jetty Town Centre Masterplan which is anticipated to be adopted by Council during the first quarter of 13/14	Long Jetty	X	\$500,000	\$500,000
Place Management	2 - Gap	Toukley Town Centre Masterplan Implementation: Main street refurbishment	Toukley	X	\$500,000	\$500,000
Place Management Total	2 - Gap				\$0	\$1,500,000
Roads	2 - Gap	EASTERN ROAD: Road Upgrade/Renewal	Salees Bay	X	\$750,000	X
Roads	2 - Gap	LAKEDGE AVE: Road Upgrade/Renewal	Berkeley Vale	X	\$850,000	X
Roads	2 - Gap	BLENHAM AVE: Road Upgrade with stormwater drainage	Berkeley Vale	X	X	\$1,300,000
Roads	2 - Gap	BUCKINGHAM ROAD: Road Upgrade with stormwater drainage	Berkeley Vale	X	\$950,000	\$950,000
Roads	2 - Gap	DIAMOND HEAD DRIVE: Road Upgrade/Renewal with possible stormwater drainage	Budgewoi	X	X	\$690,000
Roads	2 - Gap	VINCENT CLOSE	Bull Point	X	\$300,000	X
Roads	2 - Gap	EVANS RD: Road Upgrade/Renewal	Canton Beach	X	\$600,000	X
Roads	2 - Gap	YORKKEYS: Timber bridge replacement programme	Cedar Brush Creek	X	\$500,000	\$500,000
Roads	2 - Gap	32 RESTHAVEN AVENUE: Road Upgrade/Renewal with stormwater drainage	Charrahaven	X	X	\$150,000
Roads	2 - Gap	MALVINA POE: Road Upgrade/Renewal	Gorokan	X	\$769,000	X
Roads	2 - Gap	MOUNTAIN ROAD UPGRADE (P11 & 13 EAST SIDE ONLY)	Halloan	X	\$76,000	X
Roads	2 - Gap	SPARKS MOUNTAIN ROADS ROUNDABOUT	Halloan	X	\$85,000	X
Roads	2 - Gap	PHYLLIS AVENUE: Road Upgrade/Renewal with stormwater drainage	Kanwal	X	X	\$450,000
Roads	2 - Gap	LUCINDA AVE: Road Upgrade with possible stormwater drainage	Killamey Vale	X	X	\$750,000

Unit	Capital Type	Project	Suburb Location	Option 1 Rate Peg	Option 2 9.5% SRV	Option 4 6.9% SRV	
Roads	2 - Gap	ANITA AVENUE @ AGATHA: Road Upgrade including stormwater drainage	Lake Munmorah	X	X	\$650,000	
Roads	2 - Gap	14 GREENACRE AVENUE: Road Upgrade/Renewal including stormwater drainage	Lake Munmorah	X	\$750,000	X	
Roads	2 - Gap	GLADSTON AVENUE: Timber Footbridge replacement programme	Long Jetty	X	\$15,000	\$15,000	
Roads	2 - Gap	LAKE STREET #1 & 2: Timber Footbridge replacement programme	Long Jetty	X	\$30,000	X	
Roads	2 - Gap	REDMYRE STREET: Road Upgrade/Renewal with stormwater drainage	Long Jetty	X	X	\$150,000	
Roads	2 - Gap	VALES RD: Road Upgrade/Renewal	Manning Park	X	\$950,000	X	
Roads	2 - Gap	MAITLAND STREET (BUSH STREET STGS) NORAH HEAD: Road Upgrade including stormwater drainage	Norah Head	X	X	\$990,000	
Roads	2 - Gap	Frederick Street: Road Upgrade (Seal)	Outimbah	X	X	\$112,500	
Roads	2 - Gap	SPIERS: Timber bridge replacement programme	Palm Grove	X	\$800,000	X	
Roads	2 - Gap	LEMON TREE: Timber bridge replacement programme	Palm Grove	X	\$450,000	\$450,000	
Roads	2 - Gap	Ravensdale Road: Road Upgrade (Seal)	Ravensdale	X	X	\$1,095,000	
Roads	2 - Gap	KALLAROO ROAD : Timber Footbridge replacement programme	San Remo	X	\$15,000	\$15,000	
Roads	2 - Gap	GOORAMA AVE: Road Upgrade/Renewal including stormwater drainage	San Remo	X	\$2,000,000	\$2,000,000	
Roads	2 - Gap	REGIONAL 303 COMPONENT: Regional Road 3 x 3	Shire Wide	X	\$151,000	\$151,000	
Roads	2 - Gap	TO BE ADVISED: Regional Road Repair Programme (50/50 Grant)	Shire Wide	X	\$500,000	\$500,000	
Roads	2 - Gap	OAKLAND AVE/CORAL STREET SIGNALS	The Entrance	X	\$60,000	X	
Roads	2 - Gap	ASHTON AVE: Road Upgrade with stormwater drainage	The Entrance	X	\$650,000	X	
Roads	2 - Gap	LAKESIDE PDE: Road Upgrade/Renewal	The Entrance	X	\$900,000	X	
Roads	2 - Gap	TOOWOON BAY: BAY ROAD ROUNDABOUT	Toowoan Bay	X	\$347,000	X	
Roads	2 - Gap	CONSTRUCTION OF LAKE ROAD AND PART OF CHURCH AND MOORAMBA ROADS	Tuggerah	X	\$105,000	X	
Roads	2 - Gap	WAHROONGAH ROAD WADALBA EXTENSION	Wadalba	X	\$69,000	X	
Roads	2 - Gap	Boyd's Lane: Road Upgrade (Seal)	Wyong Creek	X	\$201,000	X	
Roads	2 - Gap	Chandlers Lane: Road Upgrade (Seal)	Wyong Creek	X	\$240,000	X	
Roads	2 - Gap	Bunning Creek Road: Road Upgrade (Seal)	Yarramalong	X	\$290,000	X	
Roads Total	2 - Gap				\$0	\$13,203,600	\$16,438,500
Sport Leisure and Recreation	2 - Gap	Soldiers Beach landscape works : Provide paving and landscape improvements to outside of new surf club and link to new stairs	Norah Head	X	\$38,800	\$38,800	
Sport Leisure and Recreation	2 - Gap	Landscaping Shelly Beach Beach : Complete stage 1 & 2 of the external Landscape works including pathways, landscaping, fencing and picnic facilities to support construction of the surf club and recent improvements.	Norah Head	X	\$177,570	\$962,570	
Sport Leisure and Recreation	2 - Gap	Skate Park improvements: Implement priority actions from Skate Park Strategy (complete 13/14), could include new, replacement or demolition of skate ramps / bowls and associated infrastructure	Shire Wide	X	\$50,000	\$50,000	
Sport Leisure and Recreation	2 - Gap	Aquatic Infrastructure improvements: Implement priority actions from Aquatic Infrastructure Strategy (complete 12/13), could include new, replacement, demolition of boat ramps, jetties or swimming nets. Would also include planning, design, approvals and construction costs.	Shire Wide	X	\$150,000	\$150,000	
Sport Leisure and Recreation	2 - Gap	Playground management Program: Upgrade and replacement of playgrounds in public parks across the Shire. 2013/14 includes a district playground at Berkeley Vale, and upgrades of 7 existing playgrounds at Chittaway, Kamwal, Gurokan, Watanobi and Blue Haven removal of 1 playground and develop as natural play area	Shire Wide	X	\$570,000	\$570,000	
Sport Leisure and Recreation Total	2 - Gap				\$0	\$286,370	\$1,471,370
Sustainability	2 - Gap	Natural Asset Capital Upgrades and Renewals: Natural Asset Capital Upgrades and Renewals including signage, trail restoration, fencing, barriers, erosion control	Shire Wide	X	\$150,000	\$150,000	
Sustainability	2 - Gap	APZ Upgrades: Upgrade and improvement in 30 APZ	Shire Wide	X	\$150,000	\$150,000	
Sustainability	2 - Gap	Fire Trail Upgrades: Upgrade and Improvement in 2 fire trails	Shire Wide	X	\$380,000	\$190,000	
Sustainability Total	2 - Gap				\$0	\$680,000	\$490,000

Unit	Capital Type	Project	Suburb Location	Option 1 Rate Peg	Option 2 9.5% SRV	Option 4 6.8% SRV
Waterways and Asset Management	2 - Gap	Gross Pollutant Traps and other appropriate stormwater treatment works: Remove and replace existing foreshore Gross Pollutant Traps. Retrofit offline screens and containment bays to existing foreshore Gross Pollutant Traps where replacement is not possible.	Shire Wide	X	\$290,000	\$290,000
Waterways and Asset Management Total	2 - Gap				\$0	\$290,000
Community and Cultural Development	3 - New	The Art House (s94 and Ordinary Rates funded)- construct: Construct The Art House	Shire Wide	X	\$4,000,000	\$4,000,000
Community and Cultural Development Total	3 - New				\$0	\$4,000,000
Economic and Property Development	3 - New	Warnervale Town Centre Council land holding subdivision: Feasibility, design, approvals, and staged construction of Council owned land within the Warnervale Town Centre - Lot 1 DP 375712 - Lot 54 55 DP 7527 - Lot 4 DP 7738 - Lot 1 DP 371647 - Lot 51 52 DP 561032 - Lot 1 DP 376264	Warnervale	X	\$2,314,102	X
Economic and Property Development	3 - New	Warnervale Business Park Sub-Division (Warren Rd): Land Subdivision - Complete Stage 1	Warnervale	X	\$2,236,617	X
Economic and Property Development Total	3 - New				\$0	\$4,550,719
Information Management	3 - New	Disaster Recovery Site : Establish 2014, expansion over years	Charmhaven	X	\$21,000	\$21,000
Information Management Total	3 - New				\$0	\$21,000
Roads	3 - New	BUS SHELTER CONSTRUCTION AND CLAUDE PAYMENT: BUS SHELTER CONSTRUCTION AND CLAUDE PAYMENT	Shire Wide	X	\$52,000	\$52,000
Roads	3 - New	TO BE ADVISED: Shared Pathway Programme (new)	Shire Wide	X	\$500,000	\$500,000
Roads Total	3 - New				\$0	\$552,000
Grand Total					\$24,960,000	\$52,177,686

Wyong Shire Council - 2016/17 Proposed Capital Expenditure

	Option 1 3.4% Rate Peg	Option 2 9.5% SRV	Option 4 6.9% SRV
Renewals	\$25,740,108	\$25,743,108	\$25,743,108
Gap	\$0	\$19,153,885	\$15,297,885
New	\$0	\$7,629,960	\$4,175,490
	\$51,486,218	\$104,553,926	\$89,932,926

Unit	Capital Type	Project	Suburb Location	Option 1 Rate Peg	Option 2 9.5% SRV	Option 4 6.9% SRV
Community and Cultural Development	1 - Renewal	Community Facilities : A targeted renew/upgrade program for community facilities. This is in addition to routine maintenance.	Shire Wide	\$500,000	\$500,000	\$500,000
Community and Cultural Development Total	1 - Renewal			\$500,000	\$500,000	\$500,000
Community Buildings	1 - Renewal	Refurbish Long Jetty Dept Caretaker's Cottage: Refurbish Long Jetty Dept Caretaker's Cottage	Bateau Bay	\$220,000	\$220,000	\$220,000
Community Buildings	1 - Renewal	Year 3 - Pavement Upgrade: Upgrade area 3 of the Long Jetty Dept pavement	Bateau Bay	\$1,120,000	\$1,120,000	\$1,120,000
Community Buildings	1 - Renewal	Community Buildings Renewals - projects to be identified once valuations are completed by external valuers	Shire Wide	\$428,000	\$428,000	\$428,000
Community Buildings Total	1 - Renewal			\$1,768,000	\$1,768,000	\$1,768,000
Community Safety and Compliance	1 - Renewal	Air con Rangers Office: replace 3 air con units Rangers Office	Shire wide	\$6,000	\$6,000	\$6,000
Community Safety and Compliance Total	1 - Renewal			\$6,000	\$6,000	\$6,000
Information Management	1 - Renewal	UPS Battery Replacements: Data Centre & Remote Sites	Shire Wide	\$5,000	\$5,000	\$5,000
Information Management	1 - Renewal	Edge Switches: Switch expansion	Wyong	\$14,000	\$14,000	\$14,000
Information Management	1 - Renewal	Backup tapes, Cabling and Lighting: Data Centre Only (Upgrade 2016)	Wyong	\$16,000	\$16,000	\$16,000
Information Management	1 - Renewal	Appliances: Web, Email, Security, UPS, Wireless	Wyong	\$17,000	\$17,000	\$17,000
Information Management	1 - Renewal	Servers (Public):	Wyong	\$30,000	\$30,000	\$30,000
Information Management	1 - Renewal	Servers (Physical): Voice, Backup, Non-virtual	Wyong	\$35,000	\$35,000	\$35,000
Information Management Total	1 - Renewal			\$117,000	\$117,000	\$117,000
Lifelong Learning	1 - Renewal	Refurbish Kitchen at Tom Stone Child Care Centre: Replace 25 year old domestic kitchen with new commercial kitchen at Tom Stone Care & Education, including benches, tiling, sink, appliances.	Berkeley Vale	\$30,000	\$30,000	\$30,000
Lifelong Learning	1 - Renewal	Library Lending Resource Purchases: The purchase of lending resources: books, CDs, DVDs, electronic resources, databases to address depreciation of existing stock. Formula based on population size and depreciation schedule.	Shire Wide	\$575,000	\$575,000	\$575,000
Lifelong Learning Total	1 - Renewal			\$605,000	\$605,000	\$605,000
Open Space	1 - Renewal	Replacement of damaged and failed assets in parks and reserves : Asset renewal of furniture and shelters which are vandalised or fail in parks and reserves, fences such as BBQ, Shelters and benches	Shire Wide	\$50,000	\$50,000	\$50,000
Open Space	1 - Renewal	Replacement of damaged and failed assets in sports fields : Asset renewal of irrigation, cricket wickets, goal posts, BBQs, Shelters and benches which are vandalised or fail in sports fields	Shire Wide	\$50,000	\$50,000	\$50,000
Open Space Total	1 - Renewal			\$100,000	\$100,000	\$100,000
Plant and Fleet	1 - Renewal	Purch Workshop Tools & Equip: Annual workshop tools and equipment Replacement program.	Chamhaven	\$50,000	\$50,000	\$50,000
Plant and Fleet	1 - Renewal	Small Plant Capital Purchases: Annual Small Plant Capital Replacement Program	Chamhaven	\$300,000	\$300,000	\$300,000
Plant and Fleet	1 - Renewal	Fleet - Commercial Vehicles: Annual Light Commercial vehicle Replacement Program	Chamhaven	\$651,000	\$651,000	\$651,000
Plant and Fleet	1 - Renewal	Purchase Heavy Vehicles: Annual Heavy Plant Replacement Program	Chamhaven	\$1,080,000	\$1,080,000	\$1,080,000
Plant and Fleet	1 - Renewal	Purchase Trucks Current Proj: Annual Truck Replacement Program	Chamhaven	\$1,300,000	\$1,300,000	\$1,300,000
Plant and Fleet	1 - Renewal	Passenger Vehicles: Annual Passenger vehicle Replacement Program	Chamhaven	\$1,612,000	\$1,612,000	\$1,612,000
Plant and Fleet Total	1 - Renewal			\$4,973,000	\$4,973,000	\$4,973,000
Roads	1 - Renewal	PEAK ST - Pavement Renewal Programme	BATEAU BAY	\$92,500	\$92,500	\$92,500

Unit	Capital Type	Project	Suburb Location	Option 1 Rate Peg	Option 2 9.5% SRV	Option 4 6.9% SRV
Roads	1 - Renewal	PROMENADE AVE - Pavement Renewal Programme	BATEAU BAY	\$215,050	\$215,050	\$215,050
Roads	1 - Renewal	BATEAU BAY RD - Pavement Renewal Programme	BATEAU BAY	\$224,400	\$224,400	\$224,400
Roads	1 - Renewal	BATEAU BAY - Reseal Programme	BATEAU BAY	\$469,692	\$469,692	\$469,692
Roads	1 - Renewal	NADOOMA RD - Pavement Renewal Programme	SUFF POINT	\$128,400	\$128,400	\$128,400
Roads	1 - Renewal	GEOFFREY RD - Pavement Renewal Programme	CHITTAWAY POINT	\$84,000	\$84,000	\$84,000
Roads	1 - Renewal	EDITH ST - Pavement Renewal Programme	GORCKAN	\$103,200	\$103,200	\$103,200
Roads	1 - Renewal	ODDLEY ST - Pavement Renewal Programme	GORCKAN	\$296,800	\$296,800	\$296,800
Roads	1 - Renewal	ODDLEY ST - Pavement Renewal Programme	GORCKAN	\$294,000	\$294,000	\$294,000
Roads	1 - Renewal	BALMORAL DR: Roads to Recovery	Gorckan	\$437,500	\$437,500	\$437,500
Roads	1 - Renewal	HAMLIN TERRACE - Reseal Programme	HAMLIN TERRACE	\$58,661	\$58,661	\$58,661
Roads	1 - Renewal	WAHROONGA RD - Pavement Renewal Programme	KANWAL	\$162,500	\$162,500	\$162,500
Roads	1 - Renewal	HINEMCA AVE - Pavement Renewal Programme	KILLARNEY VALE	\$99,200	\$99,200	\$99,200
Roads	1 - Renewal	ARMSTRONG AVE - Pavement Renewal Programme	KILLARNEY VALE	\$100,100	\$100,100	\$100,100
Roads	1 - Renewal	PATRICIA ST - Pavement Renewal Programme	KILLARNEY VALE	\$105,000	\$105,000	\$105,000
Roads	1 - Renewal	GEORGE HELY CR - Pavement Renewal Programme	KILLARNEY VALE	\$144,000	\$144,000	\$144,000
Roads	1 - Renewal	PENDANT PARADE: Roads to Recovery	Killarney Vale	\$250,000	\$250,000	\$250,000
Roads	1 - Renewal	BOFONIA RD - Pavement Renewal Programme	LAKE MUMMORAH	\$133,200	\$133,200	\$133,200
Roads	1 - Renewal	ELIZABETH BAY DRIVE - Regional Road Repair Programme (50/50 Grant)	Lake Murrenrah	\$600,000	\$600,000	\$600,000
Roads	1 - Renewal	GURDON RD - Pavement Renewal Programme	LONG JETTY	\$103,200	\$103,200	\$103,200
Roads	1 - Renewal	GURDON RD - Pavement Renewal Programme	LONG JETTY	\$117,200	\$117,200	\$117,200
Roads	1 - Renewal	DENISON ST - Pavement Renewal Programme	NORAH HEAD	\$99,950	\$99,950	\$99,950
Roads	1 - Renewal	DENISON ST - Pavement Renewal Programme	NORAH HEAD	\$121,800	\$121,800	\$121,800
Roads	1 - Renewal	ROCKY POINT - Reseal Programme	ROCKY POINT	\$23,688	\$23,688	\$23,688
Roads	1 - Renewal	TO BE ADVISED: Footpath Programme (Renewal) - Inspections underway to determine future renewal needs	Shire Wide	\$450,000	\$450,000	\$450,000
Roads	1 - Renewal	NON PROGRAMMED WORKS: Unprogrammed Emergency Works	Shire Wide	\$500,000	\$500,000	\$500,000
Roads	1 - Renewal	TO BE ADVISED: Rolled Korb and Gutter - Priorities based condition - Inspected annually	Shire Wide	\$500,000	\$500,000	\$500,000
Roads	1 - Renewal	TO BE ADVISED: Roads to Recovery	Shire Wide	\$1,500,000	\$1,500,000	\$1,500,000
Roads	1 - Renewal	KULLAROO RD - Pavement Renewal Programme	SUMMERLAND POINT	\$156,800	\$156,800	\$156,800
Roads	1 - Renewal	TACOMA - Reseal Programme	TACOMA	\$50,935	\$50,935	\$50,935
Roads	1 - Renewal	HILLCREST AVE - Pavement Renewal Programme	TACOMA	\$130,300	\$130,300	\$130,300
Roads	1 - Renewal	TACOMA SOUTH - Reseal Programme	TACOMA SOUTH	\$25,320	\$25,320	\$25,320
Roads	1 - Renewal	TUGGERAH PARADE: Road Pavement Renewal	Tacoma South	\$650,000	\$650,000	\$650,000
Roads	1 - Renewal	DENING ST - Pavement Renewal Programme	THE ENTRANCE	\$97,800	\$97,800	\$97,800
Roads	1 - Renewal	DENING ST - Pavement Renewal Programme	THE ENTRANCE	\$120,600	\$120,600	\$120,600
Roads	1 - Renewal	FAIRVIEW AVE - Pavement Renewal Programme	THE ENTRANCE	\$160,800	\$160,800	\$160,800
Roads	1 - Renewal	OLD MAITLAND ROAD: Road Pavement Renewal	The Entrance	\$750,000	\$750,000	\$750,000
Roads	1 - Renewal	FRAVENT (South) ST - Pavement Renewal Programme	TOUKLEY	\$166,800	\$166,800	\$166,800
Roads	1 - Renewal	BEACHCOMBER PDE - Pavement Renewal Programme	TOUKLEY	\$177,650	\$177,650	\$177,650
Roads	1 - Renewal	ATHOL ST: Roads to Recovery	Toukley	\$312,500	\$312,500	\$312,500
Roads	1 - Renewal	TUGGERAH - Reseal Programme	TUGGERAH	\$58,320	\$58,320	\$58,320
Roads	1 - Renewal	BOSWELL CL: Roads to Recovery	Tuggerah	\$275,000	\$275,000	\$275,000
Roads	1 - Renewal	TUGGERAWONG ROAD : Roads to Recovery	Tuggerawong	\$800,000	\$800,000	\$800,000
Roads	1 - Renewal	BRENDA CR - Pavement Renewal Programme	TUMBI UMSI	\$126,300	\$126,300	\$126,300
Roads	1 - Renewal	JENSENS ROAD : Road Upgrade including stormwater drainage	Wadlaba	\$450,000	\$450,000	\$450,000
Roads	1 - Renewal	BRITANIA DR - Pavement Renewal Programme	WATANOBBI	\$138,000	\$138,000	\$138,000
Roads	1 - Renewal	WATANOBBI - Reseal Programme	WATANOBBI	\$20,448	\$20,448	\$20,448
Roads	1 - Renewal	POLLOCK AVE - Pavement Renewal Programme	WYONG	\$113,900	\$113,900	\$113,900
Roads	1 - Renewal	DONALDSON AVE: Roads to Recovery	Wyong	\$312,500	\$312,500	\$312,500
Roads	1 - Renewal	LUGCA RD - Pavement Renewal Programme	WYONG	\$504,250	\$504,250	\$504,250
Roads	1 - Renewal	MURRAWAL RD - Pavement Renewal Programme	WYONGAH	\$91,750	\$91,750	\$91,750
Roads	1 - Renewal	MURRAWAL RD - Pavement Renewal Programme	WYONGAH	\$120,900	\$120,900	\$120,900
Roads	1 - Renewal	MURRAWAL RD - Pavement Renewal Programme	WYONGAH	\$147,200	\$147,200	\$147,200
Roads Total	1 - Renewal			\$13,352,114	\$13,352,114	\$13,352,114
Sport Leisure and Recreation	1 - Renewal	Kulnura tennis court resurfacing: Resurfacing of 2 tennis courts	Kulnura	\$35,000	\$35,000	\$35,000
Sport Leisure and Recreation	1 - Renewal	Amenities Building Refurbishments : Program of Rolling works to renew and upgrade existing assets with minor capital works. 13/14 priority is Baker Park grandstand	Shire Wide	\$80,000	\$80,000	\$80,000
Sport Leisure and Recreation	1 - Renewal	Toukley Pool - Replace boilers: Essential renewals to keep pool operating	Toukley	\$30,000	\$30,000	\$30,000

Unit	Capital Type	Project	Suburb Location	Option 1 Rate Peg	Option 2 9.5% SRV	Option 4 6.8% SRV
Sport Leisure and Recreation	1 - Renewal	Wyong Pool - Upgrade pump room including filter system. Make repairs and improve overall ageing amenity	Wyong	\$150,000	\$150,000	\$150,000
Sport Leisure and Recreation Total	1 - Renewal			\$295,000	\$295,000	\$295,000
Sustainability	1 - Renewal	AP2 Renewals - details to be finalised	Shire Wide	\$200,000	\$200,000	\$200,000
Sustainability	1 - Renewal	Fire Trail Renewals - details to be finalised	Shire Wide	\$200,000	\$200,000	\$200,000
Sustainability Total	1 - Renewal			\$400,000	\$400,000	\$400,000
Waterways and Asset Management	1 - Renewal	Refurbish beach accesses : Refurbish 4 beach accesses per year as determined by needs analysis	Shire Wide	\$93,000	\$93,000	\$93,000
Waterways and Asset Management	1 - Renewal	Fire Station Improvements Various: Various Station upgrade projects	Shire Wide	\$200,000	\$200,000	\$200,000
Waterways and Asset Management	1 - Renewal	Bushfire Vehicles & Capital: RFS vehicle/equipment Replacement program	Shire Wide	\$550,000	\$550,000	\$550,000
Waterways and Asset Management	1 - Renewal	Stormwater treatment and improvement works: Wetlands, swales and Gross Pollutant Traps	Shire Wide	\$803,994	\$803,994	\$803,994
Waterways and Asset Management	1 - Renewal	Gross Pollutant Traps and other appropriate stormwater treatment works: Remove and replace existing foreshore Gross Pollutant Traps, Retrofit offline screens and containment bays to existing foreshore Gross Pollutant Traps where replacement is not possible.	Shire Wide	\$2,000,000	\$2,000,000	\$2,000,000
Waterways and Asset Management Total	1 - Renewal			\$3,646,994	\$3,646,994	\$3,646,994
Community and Cultural Development	2 - Gap	Community Facilities : A targeted renew/upgrade program for community facilities. This is in addition to routine maintenance.		X	\$400,000	X
Community and Cultural Development Total	2 - Gap			\$0	\$400,000	\$0
Community and Customer Relations	2 - Gap	Website Stage 2 Strategy: Phase 1 Redesign and implementation of home page and other council website pages to improve visual appeal and interactive capability, reduce clutter and improve navigation to support changes to online services. Phase 2 & 3 Develop enhanced website capability for future video, multi-lingual and integration of social media. Upgrade website content management capability to streamline content information and support internal users.	Wyong	X	\$20,000	\$20,000
Community and Customer Relations Total	2 - Gap			\$0	\$20,000	\$20,000
Community Buildings	2 - Gap	A/C units replacements: Replace various A/C units based on recommendations from an audit carried out last year	Wyong	X	\$30,000	\$30,000
Community Buildings	2 - Gap	Kitchenettes Upgrades: Upgrading of 4 kitchenettes (per annum) to meet legislative requirements per year	Wyong	X	\$49,000	\$49,000
Community Buildings Total	2 - Gap			\$0	\$79,000	\$79,000
Finance	2 - Gap	Pathway Change Requests: Changes to Pathway for more efficient business processes - not budgeted by IT	Wyong	X	\$25,000	\$25,000
Finance	2 - Gap	Oracle Change Requests: Changes to Oracle for more efficient business processes - not budgeted by IT	Wyong	X	\$25,000	\$25,000
Finance	2 - Gap	IP Framework - Service Unit Business Plans: To provide an electronic solution for the development of the Service Unit Business Plan	Wyong	X	\$30,000	\$30,000
Finance	2 - Gap	Management Reporting - Dashboards: Continuous updating of the Dashboard to reflect Councils structure and reporting needs.	Wyong	X	\$40,000	\$40,000
Finance	2 - Gap	Management Reporting - HR Report: To provide a electronic version of the monthly HR report via the Management Reporting Dashboard	Wyong	X	\$50,000	\$50,000
Finance	2 - Gap	Oracle Supplier Interface - isupplier?: Secure access for supplier to inquire invoices processed for payment and estimated payment dates - reducing the number of phone calls, e-mails and faxes which the AP team need to respond to	Wyong	X	\$50,000	\$50,000
Finance	2 - Gap	Oracle Supplier Interface - iprojects?: Implementation of projects for managing our opex and capex projects - improved budgeting, resourcing and reporting	Wyong	X	\$50,000	\$50,000
Finance	2 - Gap	Financial systems improvements: Budget for continually improving our financial systems to match improvements in business process	Wyong	X	\$100,000	X
Finance	2 - Gap	Management Reporting - Service Unit needs: To provide an electronic dashboard for service unit reporting	Wyong	X	\$70,000	\$70,000

Unit	Capital Type	Project	Suburb Location	Option 1 Rate Peg	Option 2 9.5% SRV	Option 4 6.9% SRV
Finance Total	2 - Gap				\$0	\$440,000
Information Management	2 - Gap	Microwave Hardware Replacement: Unlicensed Spectrum	Shire Wide	X	\$34,000	\$34,000
Information Management	2 - Gap	TRIM : Integration upgrades	Wyong	X	\$5,000	\$5,000
Information Management	2 - Gap	CRM: Additional Functionality	Wyong	X	\$15,000	\$15,000
Information Management	2 - Gap	Reporting: Additional Reporting Functionality	Wyong	X	\$15,000	\$15,000
Information Management	2 - Gap	Sharepoint: Forms development and enhancements	Wyong	X	\$15,000	\$15,000
Information Management	2 - Gap	Router Replacements and Upgrades: Memory, Flash, some Replacements	Wyong	X	\$17,000	\$17,000
Information Management	2 - Gap	eRecruitment: Additional Functionality	Wyong	X	\$30,000	\$30,000
Information Management	2 - Gap	Mobility Platform, test devices and associated hardware.	Wyong	X	\$32,000	\$32,000
Information Management	2 - Gap	Pathway: Ongoing System integration upgrades	Wyong	X	\$40,000	\$40,000
Information Management	2 - Gap	HR Reporting: Additional Functionality	Wyong	X	\$40,000	\$40,000
Information Management	2 - Gap	Kronos: Upgrade System Functionality	Wyong	X	\$40,000	\$40,000
Information Management	2 - Gap	SAN Disk Growth & GIS:	Wyong	X	\$64,000	\$64,000
Information Management Total	2 - Gap				\$0	\$347,000
Lifelong Learning	2 - Gap	Local Library Priority Grant. Applied for each year for a specific project - Library Local Priority Grant - Specific project to be determined when funding guidelines are released by the funding body (State Library) each year.	Tuggerah, Lake haven and Toukley	X	\$29,106	\$29,106
Lifelong Learning Total	2 - Gap				\$0	\$29,106
Place Management	2 - Gap	Lake Haven Town Centre Masterplan Implementation: Priority projects identified in the Lake Haven Town Centre Masterplan which is anticipated to be adopted by Council during the first quarter of 13/14	Lake Haven	X	\$500,000	\$500,000
Place Management	2 - Gap	Long Jetty Town Centre Masterplan Implementation: Priority projects identified in the Long Jetty Town Centre Masterplan which is anticipated to be adopted by Council during the first quarter of 13/14	Long Jetty	X	\$500,000	\$500,000
Place Management	2 - Gap	Toukley Town Centre Masterplan Implementation: Main street refurbishment	Toukley	X	\$248,759	\$248,759
Place Management Total	2 - Gap				\$0	\$1,248,759
Roads	2 - Gap	WINDSOR ROAD: Road Upgrade with possible stormwater drainage	Berkeley Vale	X	\$750,000	X
Roads	2 - Gap	ST JAMES AVE: Road Upgrade with possible stormwater drainage	Berkeley Vale	X	\$900,000	\$900,000
Roads	2 - Gap	LAKEDGE AVE: Road Upgrade/Renewal	Berkeley Vale	X	\$1,200,000	\$850,000
Roads	2 - Gap	San Remo Hammond Canal: Timber Footbridge replacement programme	Suff Point	X	\$15,000	\$15,000
Roads	2 - Gap	Brush Creek Road: Road Upgrade (Seal)	Cedar Brush Creek	X	\$900,000	\$900,000
Roads	2 - Gap	MALVINA POE: Road Upgrade/Renewal	Gordon	X	\$1,250,000	\$780,000
Roads	2 - Gap	HUME BLVD: Road Pavement Renewal/Upgrade	Killamey Vale	X	\$800,000	\$800,000
Roads	2 - Gap	PACIFIC STREET: Timber Footbridge replacement programme	Long Jetty	X	\$15,000	\$15,000
Roads	2 - Gap	FLOORRA RD: Road Upgrade/Renewal	Long Jetty	X	\$1,242,500	\$1,242,500
Roads	2 - Gap	VALES RD: Road Upgrade/Renewal	Manning Park	X	\$800,000	\$650,000
Roads	2 - Gap	Oranbuh Creek Road: Road Upgrade (Seal)	Palm Grove	X	\$915,000	\$915,000
Roads	2 - Gap	EYRE CRES @ RICHARDSON RD: Road Upgrade with stormwater drainage	San Remo	X	\$450,000	X
Roads	2 - Gap	GOORAMA AVE: Road Upgrade/Renewal including stormwater drainage	San Remo	X	\$2,500,000	\$2,500,000
Roads	2 - Gap	TO BE ADVISED: Regional Road Repair Programme (50/50 Grant)	Shire Wide	X	\$500,000	\$500,000
Roads	2 - Gap	PICNIC POINT #1: Timber Footbridge replacement programme	The Entrance	X	\$15,000	\$15,000
Roads	2 - Gap	ASHTON AVE: Road Upgrade with stormwater drainage	The Entrance	X	\$850,000	\$850,000
Roads	2 - Gap	BUS SHELTERS: SB4	Warnervale	X	\$20,000	\$20,000
Roads	2 - Gap	Kidmans Lane: Road Upgrade (Seal)	Wyong Creek	X	\$397,500	\$397,500

Unit	Capital Type	Project	Suburb Location	Option 1 Rate Peg	Option 2 9.5% SRV	Option 4 6.8% SRV
Roads	2 - Gap	Sinmons Lane: Road Upgrade (Seal)	Yarramalong	X	\$495,000	X
Roads Total	2 - Gap				\$0	\$11,039,000
Sport Leisure and Recreation	2 - Gap	Lake Haven Recreation Centre - Renew group fitness floor covers: Essential renewal work required to maintain the asset to a functional standard	Gorokan	X	\$20,000	X
Sport Leisure and Recreation	2 - Gap	Lake Haven Recreation Centre - Renovate area adjacent to playground: SLR are upgrading the playground and need to improve the entry area to the playground from the Lake Haven Recreation Centre in order to reap the full benefits of the improvements	Gorokan	X	\$25,000	X
Sport Leisure and Recreation	2 - Gap	Lake Haven Recreation Centre - renew amenities change and toilet facilities: Essential renewal work required to maintain the asset to a functional standard	Gorokan	X	\$40,000	X
Sport Leisure and Recreation	2 - Gap	Lake Haven Recreation Centre - Upgrade stadium/court lights: Lighting improvements will improve lighting in the area and reduce maintenance and running costs	Gorokan	X	\$60,000	X
Sport Leisure and Recreation	2 - Gap	Upgrade Lake Haven Recreation Centre: Program of rolling works to refurbish the centre. The works will include installation of security cameras; upgrade amenities; replace louvre air flow windows/airconditioning; car park resurface.	GOROKAN	X	\$145,000	X
Sport Leisure and Recreation	2 - Gap	Tennis court resurface - Lavo Munmorah: Resurface two tennis courts - artificial grass	Lako Munmorah	X	\$50,000	X
Sport Leisure and Recreation	2 - Gap	Saltwater Creek Main Carpark : Plan, design and construct an upgrade to facilitate improved access for all ability facilities	Long Jetty	X	\$50,000	\$50,000
Sport Leisure and Recreation	2 - Gap	Saltwater Creek Trailer Parking : Plan, Design Approvals and Construct Trailer Parking to new ramp by Contract	Long Jetty	X	\$250,000	\$250,000
Sport Leisure and Recreation	2 - Gap	Tennis court resurface - Mannering Park: Resurface two tennis courts - artificial grass	Mannering Park	X	\$50,000	X
Sport Leisure and Recreation	2 - Gap	Bill Schier/Oulimbah Tennis Facility resurfacing: Resurface two tennis courts with artificial grass	Oulimbah	X	\$50,000	X
Sport Leisure and Recreation	2 - Gap	Skate Park improvements: Implement priority actions from Skate Park Strategy (complete 13/14), could include new, replacement or demolition of skate ramps / bowls and associated infrastructure	Shire Wide	X	\$200,000	\$200,000
Sport Leisure and Recreation	2 - Gap	Aquatic Infrastructure improvements: Implement priority actions from Aquatic Infrastructure Strategy (complete 12/13), could include new, replacement, demolition of boat ramps, jetties or swimming nets. Would also include planning, design, approvals and construction costs.	Shire Wide	X	\$300,000	\$300,000
Sport Leisure and Recreation	2 - Gap	Playground management Program: Upgrade and replacement of playgrounds in public parks across the Shire. 2013/14 includes a district playground at Berkeley Vale, and upgrades of 7 existing playgrounds at Chittaway, Kanwal, Gorokan, Watanobbi and Blue Haven removal of 1 playground and develop as natural play area.	Shire Wide	X	\$630,000	\$630,000
Sport Leisure and Recreation	2 - Gap	Toukley Tennis Facility resurfacing: Resurface two tennis courts with artificial grass	Toukley	X	\$50,000	X
Sport Leisure and Recreation	2 - Gap	Repairs to drainage issues at Wadabo Oval: Full extent of the works required will not be evident until investigations have been undertaken in 2013-14	Wadabo	X	\$45,000	\$45,000
Sport Leisure and Recreation Total	2 - Gap				\$0	\$1,965,000
Sustainability	2 - Gap	Natural Asset Capital Upgrades and Renewals: Natural Asset Capital Upgrades and Renewals including signage, trail restoration, fencing, barriers, erosion control	Shire Wide	X	\$150,000	\$150,000
Sustainability	2 - Gap	APZ Upgrades: Upgrade and improvement in 36 APZ	Shire Wide	X	\$150,000	\$150,000
Sustainability	2 - Gap	Fire Trail Upgrades: Upgrade and improvement in 2 fire trails	Shire Wide	X	\$380,000	\$190,000
Sustainability Total	2 - Gap				\$0	\$490,000
Waterways and Asset Management	2 - Gap	Gross Pollutant Traps and other appropriate stormwater treatment works: Remove and replace existing foreshore Gross Pollutant Traps. Patrol/ offline screens and containment bays to existing foreshore Gross Pollutant Traps where replacement is not possible.	Shire Wide	X	\$230,000	\$230,000
Waterways and Asset Management Total	2 - Gap				\$0	\$230,000

Unit	Capital Type	Project	Suburb Location	Option 1 Rate Peg	Option 2 9.5% SRV	Option 4 6.8% SRV
Economic and Property Development	3 - New	Warrivale Town Centre Council land holding subdivision: Feasibility, design, approvals, and staged construction of Council owned land within the Warrivale Town Centre - Lot 1 DP 375712 - Lot 54 55 DP 7527 - Lot 4 DP 7738 - Lot 1 DP 371947 - Lot 51 52 DP 961002 - Lot 1 DP 375284	Warrivale	X	\$3,653,490	\$3,653,490
Economic and Property Development	3 - New	Warrivale Business Park Sub-Division (Warren Rd): Land Subdivision - Complete Stage 1	Warrivale	X	\$3,454,500	X
Economic and Property Development Total	3 - New			\$0	\$7,107,990	\$3,653,490
Information Management	3 - New	Disaster Recovery Site : Establish 2014, expansion over years	Chamhaven	X	\$22,000	\$22,000
Information Management Total	3 - New			\$0	\$22,000	\$22,000
Roads	3 - New	TO BE ADVISED: Shared Pathway Programme (new)	Shire Wide	X	\$500,000	\$500,000
Roads Total	3 - New			\$0	\$500,000	\$500,000
Grand Total				\$25,743,108	\$52,526,963	\$45,216,463

6.1 Works in Progress - Water Supply and Sewerage

TRIM REFERENCE: F2004/07830 - D03257293

MANAGER: Daryl Mann; Manager Water and Sewerage Operations

AUTHOR: Vanessa Trzcinka; Technical Operations Engineer Water and Sewerage Operations

SUMMARY

Water supply and sewerage works in progress and completed for January 2013.

RECOMMENDATION

That Council receive the report on Works in Progress - Water Supply and Sewerage.

WATER SUPPLY

The table below is a status report of current major new and upgrade water projects.

Item Description	Est Cost \$	Start Date	% Spent	% Comp	Est Comp Date	Comments
Bateau Bay Charmhaven Killarney Vale Ourimbah The Entrance Toukley Tuggerah Watanobbi Wyong	400,000	Jul 2012	46	58	Jun 2013	This is an ongoing valve, fittings and hydrant replacement programme to improve water quality and system efficiency in the nominated areas. This is being funded by the Water and Sewerage Operations and Maintenance Program.
Hunter Water to Kanwal Water Transfer Main Investigation Work	500,000	Jan 2013	2	10	Apr 2013	Investigation and quality assurance works have commenced on the Morriset to Kanwal major water transfer main to inspect the existing pipe condition and to confirm anchor blocks and/or thrust blocks have been constructed on all bends in accordance with the approved design. Staff are also inspecting other critical infrastructure such as scours and air valves.

6.1

Works in Progress - Water Supply and Sewerage (contd)

Item Description	Est Cost \$	Start Date	% Spent	% Comp	Est Comp Date	Comments
Wall Rd, Gorokan	48,500	Jan 2013	30	98	Feb 2013	This work consists of replacing and lowering 12 water services in aid of future road resurfacing works by Roads and Stormwater. This is being funded by Roads and Stormwater Capital Works Program.
Kullaroo Rd, Summerland Point	100,000	Feb 2013	0	5	Mar 2013	This work consists of replacing and lowering 27 water services in aid of future road resurfacing works by Roads and Stormwater. This is being funded by Roads and Stormwater Capital Works Program.
Thomas Mitchell Dve, Killarney Vale	100,000	Jan 2013	5	20	Feb 2013	This work consists of replacing and lowering 24 water services in aid of future road resurfacing works by Roads and Stormwater. This is being funded by Roads and Stormwater Capital Works Program.
Playford Rd, Killarney Vale	98,000	Feb 2013	0	5	Mar 2013	This work consists of replacing and lowering 30 water services in aid of future road resurfacing works by Roads and Stormwater. This is being funded by Roads and Stormwater Capital Works Program.

Item Description	Est Cost \$	Start Date	% Spent	% Comp	Est Comp Date	Comments
Tuggerawong Rd, Tuggerawong between Thursday St and Friday St	150,000	Nov 2012	35	25	Mar 2013	<p>This work consists of replacing in-situ approximately 500m of 100mm asbestos cement main with equivalent sized MPVC water pipe in aid of future footpath works by Roads and Stormwater.</p> <p>Approximately 170m of 100mm MPVC water pressure pipe has been installed in Thursday St. During this work residents were placed on temporary water services and had minimal interruption to their water supply.</p> <p>This is being funded by Roads and Stormwater Capital Works Program.</p>

SEWERAGE

The table below is a status report of current major new and upgrade sewerage projects.

Location	Est Cost \$	Start Date	% Spent	% Comp	Est Comp Date	Comments
Bateau Bay Berkeley Vale Blue Haven Budgewoi Buff Point Gorokan Killarney Vale Lake Munmorah Long Jetty Watanobbi Wyong	150,000	Jul 2012	55	60	Jun 2013	<p>Ongoing sewer main and manhole replacement and adjustment works are underway to improve system reliability and to reduce blockages and possible overflows.</p> <p>Council's maintenance program of CCTV inspections identifies those sections of sewer mains, manholes and junctions that cause operational problems due to root infestation and stormwater infiltration.</p> <p>This work is being funded by the Water and Sewerage Operations and Maintenance Program.</p>
Toukley Sewage Treatment Plant	\$190,000	July 2012	60	60	June 2013	<p>Gas-bell Refurbishment. This work involves the removal and refurbishment of the coated steel methane gas-bell from the digester area of the treatment plant. This include corroded metalwork repairs and repainting.</p> <p>The gas bell collects methane gas from the digesters that is burnt to produce heated water to enhance the treatment process</p>

PROCESS**Water Treatment**

All treated water produced by Mardi Water Treatment Plant, for the period 1 to 31 January 2013 met the health requirements of the Australian Drinking Water Guidelines produced by the National Health and Medical Research Council.

Sewage Treatment

The effluent discharged from Toukley Sewage Treatment Plant and Bateau Bay Sewage Treatment Plant for the period 1 to 31 January 2013 has met Environmental Protection Authority Licence requirements with the exception of the rainfall event that occurred on 28 January 2013.

On 28 January 2013 the volume of treated tertiary effluent discharged from Norah Head Ocean Outfall exceeded the licence allowance by 1 ML. Although this constituted a breach of the licence condition it was not considered to be a pollution issue.

All treated effluent that was discharged through the outfall was treated in accordance with the licence conditions.

The excess volume was exacerbated by a short period of heavy rainfall within the Wyong local government area which resulted in localised flooding causing ingress of storm water into Council's sewer system therefore overloading a number of sewage pumping stations.

This was reported to Council's Environment Hotline in accordance with Council's Pollution Incident Response Management Plan (PIRMP) and Council's Regulation and Compliance Department provided formal notification to the Office of Environment and Heritage, NSW Department of Public Health, Work Cover and Fire and Rescue.

Sewage Overflows

There were four reported sewage overflows for the period 1 to 31 January 2013 as a result of a significant rainfall event that occurred in the Wyong Shire on 28 January 2013.

According to the Bureau of Meteorology approximately 162mm of rainfall occurred over a 24 hour period in the Wyong/Jilliby catchment on the above mentioned day. This rainfall event was similar to the rainfall experienced during the June 2007 storms although not as extensive. On 28 January localised flooding occurred in low lying areas around the Central Coast that resulted in numerous roads being closed and river levels increased considerably to higher than normal.

As a result of this heavy rainfall event a number of Council's Sewage Pumping Stations were impacted resulting in a number of flood (high level) alarms on Council's telemetry system. The number of stations in flood alarm at the time was higher than normal.

Four sewage pumping stations were reported to have evidence of an overflow at the overflow point at the pumping station. It was reported that the concentration of water was predominantly storm water.

All four incidences were reported to Council's Environment Hotline in accordance with Council's Pollution Incident Response Management Plan (PIRMP). Council's Regulation and Compliance Department investigated the incidences and provided formal notification to the Office of Environment and Heritage, NSW Department of Public Health, Work Cover and Fire and Rescue.

WATER STORAGE

Sunday, 17 February 2013				
DAM STORAGES				
Storage	Capacity Full [ML]	Volume in Storage [ML]	Percent Full [%]	Storage Change over last week[ML]
Mangrove Dam	190,000	91,707	48.3	Up 679
Mardi Dam	7,400	5,429	73.4	Down 231
Mooney Dam	4,600	4,301	93.5	Up 362
Total	202,000	101,438	50.2	Up 811
Total Dam Storage this time last month was			45.6 Percent	
Total Dam Storage this time last year was			42.3 Percent	
GROUNDWATER & HUNTER TRANSFERS (ML)				
Period	Groundwater	From Hunter	To Hunter	
Week to Date	0.0	3.7	0.0	
This year to date	0.2	22.7	0.0	
RAINFALL(mm)				
Period	Somersby WTP	Mardi WTP	Mangrove Dam	
Week to Date	54	58	25	
Previous Week	0	8	0	
Current week last year	41	63	36	
This year to date	350	381	272	
Same period last year	302	371	211	
Water Usage (ML)				
Period	Usage			
Week to Date	492			
Previous Week	505			
Percent change from previous week	2.5 % less			
Current week last year	466			
Percent change from same week last year	5.5 % more			
This year to date	3,951			
Same period last year	3,391			
Percent change from same period last year	16.5 % more			
MARDI- MANGROVE DAM TRANSFERS (ML)				
Period	To Mangrove Dam		From Mangrove Dam	
	From Mardi Dam		To Mangrove Creek	To Mardi Dam / WTP
Last week	759		0	0
This year to date	1,358		1,473	752
Total to date *	14,888		3,407	1,876

* Post M2M Commissioning

ATTACHMENTS

Nil

6.2 Investment Report for January 2013

TRIM REFERENCE: F2004/06604 - D03257642
MANAGER: Stephen Naven, Chief Financial Officer
AUTHOR: Devini Susindran; Financial Accountant

SUMMARY

This report details Council's investments as at 31 January 2013.

RECOMMENDATION

That Council receive the Investment Report for January 2013.

BACKGROUND

WSC's investments are made in accordance with the Local Government Act (1993), the Local Government (General) Regulation (2005), Council's Investment Policy, Ministerial Investment Order issued February 2011 and Division of Local Government Investment Policy Guidelines published in May 2010.

Council's portfolio includes investments in managed funds held under the "grandfather" provisions of the current Ministers Order. The remaining investment in Blackrock Care and Maintenance Fund, continues to be wound up progressively and is expected to be liquidated by 2016.

CURRENT STATUS

Managed Funds

Council holds a "grandfathered" investment in Blackrock Care and Maintenance Fund valued at \$5.50m allowable under the Ministers Investment Order.

The unrealised gain for December was \$0.06m with a year to date gain of \$0.44m.

The BlackRock Fund returned +1.30% (net actual) on a mark-to-market basis. Credit spreads continues to narrow allowing the underlying securities to benefit from their high running yields. Over 1, 2 and 3 years, the fund has returned +12.4%, +7.1% and +8.4% respectively.

Cash and Term Deposit Funds

Cash flows in January were managed through maturities and investments in new term deposits, with a net out-flow in cash and term deposits of \$3.88m.

Table 1 Movement in Cash and Term deposits

Institution	Term (Approx. Months)	Interest Rate %	Maturity	Investment / (Redemption)
Movement in Term Deposits				
Bendigo Bank	6	5.00%	Jan 2013	(\$5,000,000)
ING	6	5.13%	Jan 2013	(\$5,000,000)
WSCU	4	4.75%	Jan 2013	(\$1,000,000)
NAB	6	5.20%	Jan 2013	(\$10,000,000)
NAB	11.5	4.44%	Jan 2014	\$5,000,000
Suncorp	7.5	4.33%	Sep 2013	\$5,000,000
Suncorp	8	4.37%	Sep 2013	\$5,000,000
WSCU	12	4.25%	Jan 2014	\$1,000,000
				(\$5,000,000)
Movement in cash at call				
AMP				\$4,900,000
Westpac		3.35%		(\$3,820,000)
				\$1,080,000
Interest earned on all call accounts				\$44,000
				\$1,124,000
TOTAL				(\$3,876,000)

Total Portfolio

Total net return for January 2013 was \$0.71m consisted of \$0.65m of interest earnings and \$0.06m of unrealised capital gains on the Blackrock Care and Maintenance Fund.

Table 2 Net Return

	Full Year 2011-12 \$m	Qtr 1 to September 2012 \$m	Qtr 2 to December 2012 \$m	January 2013 \$m	Full Year 2012-13 \$m
Capital Gain/(Loss) Realised	-	-	-	-	-
Capital Gain/(Loss) Unrealised	(0.09)	0.18	0.20	0.06	0.44
Net Capital Gain/(Loss)	(0.09)	0.18	0.20	0.06	0.44
Interest Earnings on Call Deposits Received	0.64	0.14	0.14	0.04	0.32
Interest Earnings on Term Deposits to receive at Maturity	7.50	1.88	1.79	0.61	4.28
Total Interest earnings	8.14	2.02	1.93	0.65	4.60
Total Return for Period	8.05	2.20	2.13	0.71	5.04

6.2 Investment Report for January 2013 (contd)

Year to date returns in January of 5.49% is favourable compared to benchmark BBSW YTD Bank Bill Index of 3.54% and Council guidelines of BBSW + 10 basis points. The year to date return excluding capital gains on managed funds of \$0.44m is 5.00%.

Table 3 Investment Portfolio by Risk Category

Investment Class	January 2013 \$ '000	YTD Return \$ '000	YTD %
Cash at Call	10,125	325	3.83
Term Deposits	146,000	4,276	5.34
Managed Funds	5,466	441	14.18
Total Investments	161,591	5,042	5.49

Council investments are evaluated and monitored against a benchmark appropriate to the risk (Standard and Poor's BBB Long term or above) and time horizon of the investment concerned.

The target maximum limit in each category and the current spread of investments is listed in Table 4. The portfolio is currently overweight in A1 but this is a positive position due to these investments offering the best rates selected for the investment time frame.

Table 4 – Portfolio Credit Framework

Investment Category Short Term	Target Maximum Allocation	Portfolio Allocation December 2012	Comments
A1	10.0%	64.98%	
A2	75.0%	28.53%	
A3	10.0%	2.48%	
Unrated	15.0%	4.01%	Includes Managed Funds
TOTAL		100.0%	

Investment transactions and earnings during January 2013 are shown in Table 5 - Portfolio Performance.

Table 5 – Portfolio Performance

	Full Year 2011-12 \$m	Qtr 1 to September 2012 \$m	Qtr 2 to December 2012 \$m	January 2013 \$m	Full Year 2012-13 \$m
Movement in Assets					
Opening Balance	136.86	153.81	160.71	165.40	153.81
Capital Gain/(Loss) – (Table 2)	(0.09)	0.18	0.20	0.06	0.44
Net Cash/Investments (Withdrawals) (Table 1)	16.40	6.72	4.49	(3.87)	7.34
Closing Balance	153.81	160.71	165.40	161.59	161.59

Portfolio Interest and Investment Returns

Year to-date returns as at 31 January 2013 on council's investment portfolio of deposit accounts, term deposits and managed funds, show a \$1.02m or 25.31% favourable variance when compared to the year to-date budget for January 2013.

Table 6 Annual Investment Portfolio Performance as at 31 January 2013

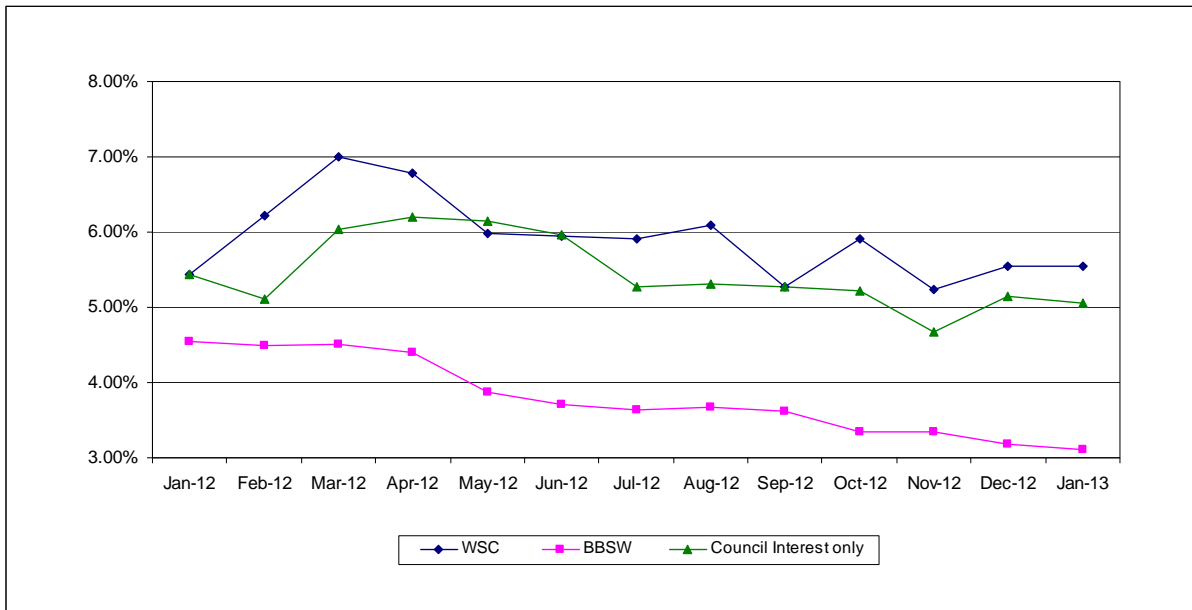
Investment Source	YTD Investment revaluation \$ '000 A	YTD Interest \$ '000 B	YTD Actual Income \$ '000 C=A+B	YTD Budget \$ '000 D	YTD Variance to Budget \$ '000 E=C-D	FYR Revised Budget \$ '000
General	274	2,882	3,156	2,433	723	4,170
Water	51	512	563	904	(341)	1,550
Sewerage	116	1,207	1,323	686	637	1,176
Total	441	4,601	5,042	4,023	1,019	6,896

Interest rates in the month, on term deposits ranged from 4.25% to 5.77% with the exception of Heritage Bank at 7.25%. These rates exceeded the benchmark Bank Bill Swap Rate (BBSW) for December of 3.05%.

Benchmark - Monthly Returns (Annualised)

Council's overall investment return is compared to the BBSW Index which is a cash index and therefore determines a minimum performance level. A graph detailing the monthly return on a 12 monthly basis is as follows:

Table 7 Annualised Returns - Comparison to Benchmark BBSW Index

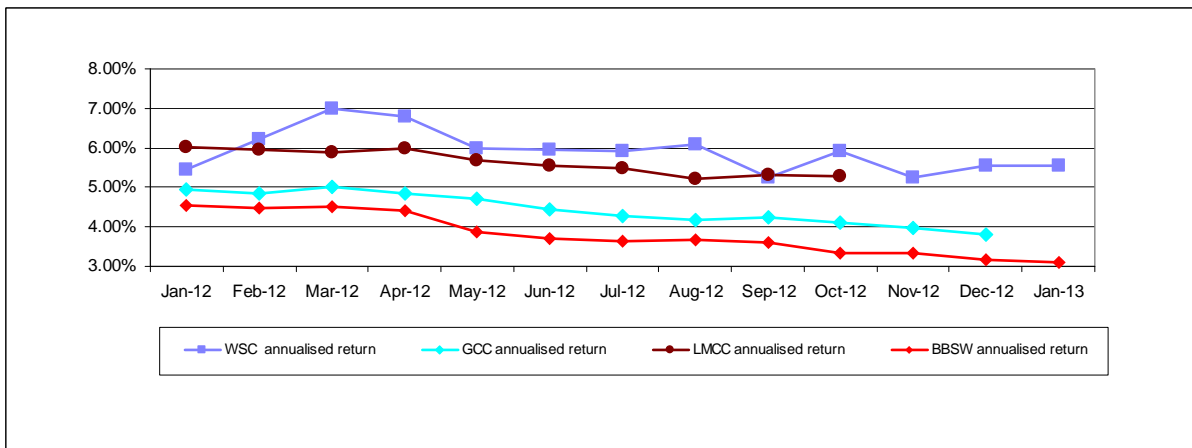


Comparison to Neighbouring Councils

Council's yield of 5.54% for December and 5.55% for January compare favourably to neighbouring Councils; Lake Macquarie City Council (5.28% - October) and Gosford City Council (3.81% - December).

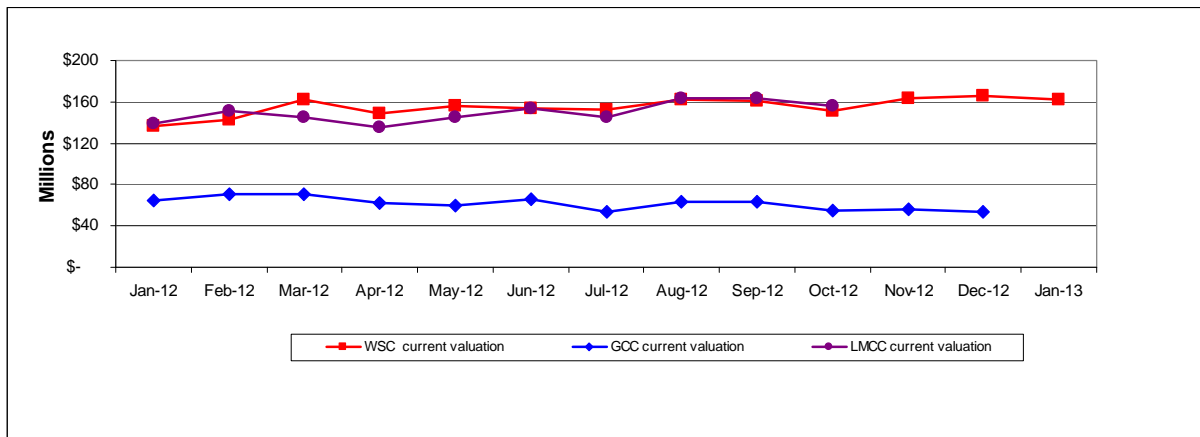
There is a time lag in the information available for neighbouring Councils and reports for November and December were not available at the time of writing this report.

Table 8 Portfolio Return - Comparison to Neighbouring Councils.



WSC's investment portfolio at the end of December was \$165.40m and January was \$161.59m, demonstrating a strong cash position, and compares favourably with Lake Macquarie and Gosford City Councils (refer Table 9).

However Council's cash position must be viewed relative to its high debt levels (predominantly in the Water and Sewer Business) at the end of June 2012 amounting to \$197.58m. In comparison Gosford City Council held debts of \$124.90m and Lake Macquarie City Council held debts of \$58.35m at 30 June 2012.

Table 9 Portfolio Valuation - Comparison to Neighbouring Councils

INVESTMENT STATEMENT

In accordance with the Local Government (General) Regulation 2005, Part 9, Division 5, Clause 212, it is certified that the investments held as at 31 January 2013 have been made in accordance with the Act, the Regulations and Council's Investment Policies.

CONCLUSION

Council continues to allow its grandfathered managed funds to liquidate over time. The majority of investments are now held in term deposits in accordance with the provisions of the ministerial investment order.

Investments continue to be conservatively managed to ensure that value is added to the fixed interest portfolio and Council will continue to re-define its long term investment strategy as the level of managed funds in the portfolio reduces.

ATTACHMENTS

- 1 Summary of Investment by Type - January 2013 D03257763

Wyong Shire Council Summary of Investments - By Type As at 31 January 2013									
FUND MANAGER	TYPE OF INVESTMENT	RATINGS		MATURITY	PORTFOLIO BALANCE 31.12.12 \$	PORTFOLIO BALANCE 31.01.13 \$	INCOME FOR MONTH OF JANUARY \$	INTEREST RATES % p.a.	
		Short Term	Long Term						
CASH AT CALL:									
Westpac	Corporate Investment Account (AA)	A1	AA	Daily	8,997,675	5,207,498	29,824	3.10	
AMP		A1	A	Daily		4,914,472	14,472	3.85	
UBS	Cash Account	A1	AA	Daily	3,138	2,843	18		
Total Cash At Call					9,000,813	10,124,813	44,314		
TERM DEPOSITS & BONDS									
<u>Short term deposits & bills (less than 90 days)</u>									
NAB	Term Deposit	A1	AA	01/01/2013	10,000,000		7,123	5.20	
Bendigo/Adelaide	Term Deposit	A2	A	18/01/2013	5,000,000		12,329	5.00	
Wyong Credit Union	Term Deposit	UNRATED	UNRATED	25/01/2013	1,000,000		3,384	4.75	
ING	Term Deposit	A1	A	27/01/2013	5,000,000		20,379	5.13	
SunCorp	Term Deposit	A1	A	15/02/2013	5,000,000	5,000,000	19,662	4.63	
ING	Term Deposit	A1	A	27/02/2013	5,000,000	5,000,000	21,615	5.09	
ANZ	Term Deposit	A1	AA	27/02/2013	5,000,000	5,000,000	21,232	5.00	
Suncorp	Term Deposit	A1	A	27/02/2013	5,000,000	5,000,000	21,870	5.15	
ING	Term Deposit	A1	A	13/03/2013	5,000,000	5,000,000	21,912	5.16	
NAB	Term Deposit	A1	AA	27/03/2013	10,000,000	10,000,000	42,381	4.99	
Rural Bank	Term Deposit	A2	A	28/03/2013	5,000,000	5,000,000	20,086	4.73	
ING	Term Deposit	A1	A	08/04/2013	5,000,000	5,000,000	19,959	4.70	
ING	Term Deposit	A1	A	29/04/2013	5,000,000	5,000,000	21,785	5.13	
					71,000,000	50,000,000			
<u>Medium Term Deposits (up to 365 days)</u>									
Bendigo/Adelaide	Term Deposit	A2	A	12/05/2013	5,000,000	5,000,000	21,233	5.00	
Bendigo/Adelaide	Term Deposit	A2	A	28/05/2013	5,000,000	5,000,000	21,233	5.00	
Rural Bank	Term Deposit	A2	A	28/05/2013	5,000,000	5,000,000	20,086	4.73	
Bendigo/Adelaide	Term Deposit	A2	A	12/06/2013	5,000,000	5,000,000	21,021	4.95	
ING	Term Deposit	A1	A	26/06/2013	5,000,000	5,000,000	20,171	4.75	
ING	Term Deposit	A1	A	01/07/2013	5,000,000	5,000,000	19,534	4.60	
NAB	Term Deposit	A1	AA	15/07/2013	5,000,000	5,000,000	19,789	4.66	
Bendigo/Adelaide	Term Deposit	A2	A	26/07/2013	5,000,000	5,000,000	19,874	4.68	
NAB	Term Deposit	A1	AA	15/08/2013	5,000,000	5,000,000	19,832	4.67	
Bendigo/Adelaide	Term Deposit	A2	A	26/08/2013	5,000,000	5,000,000	19,704	4.64	
Suncorp	Term Deposit	A1	A	06/09/2013		5,000,000	6,525	4.33	
Suncorp	Term Deposit	A1	A	30/09/2013		5,000,000	599	4.37	
Bendigo/Adelaide	Term Deposit	A2	A	08/10/2013	5,000,000	5,000,000	19,534	4.60	
NAB	Term Deposit	A1	AA	27/11/2013	5,000,000	5,000,000	20,086	4.73	
NAB	Term Deposit	A1	AA	06/01/2014		5,000,000	6,690	4.44	
Wyong Credit Union	Term Deposit	UNRATED	UNRATED	30/01/2014		1,000,000	116	4.25	
					60,000,000	76,000,000			
<u>Non - Current</u>									
Westpac	Term Deposit	A1	AA	05/03/2014	10,000,000	10,000,000	49,005	5.77	
Bank of Queensland	Term Deposit	A2	BBB	02/08/2016	6,000,000	6,000,000	26,499	5.20	
Heritage	Senior Bond	A3	BBB	20/06/2017	4,000,000	4,000,000	24,630	7.25	
					20,000,000	20,000,000			
Total Term Deposit & Bonds:					151,000,000	146,000,000	609,878		
CASH MANAGEMENT FUNDS:									
<u>Non - Current</u>									
	BlackRock Care & Maintenance Fund	UNRATED	UNRATED	2016 (Estimate)	5,403,546	5,465,846	62,300		
Total Cash Management Funds					5,403,546	5,465,846	62,300		
Current					140,000,813	136,124,813			
Non-Current					25,403,546	25,465,846			
TOTAL					165,404,359	161,590,659	716,492		

6.3 Activities of the Development Assessment and Building Certification and Health Units

TRIM REFERENCE: F2004/07830 - D03258357

MANAGER: Peter Fryar, Manager Development Assessment

AUTHOR: Jane Doyle; Senior Administration Support Officer

SUMMARY

The report includes information and statistics regarding the operations of the Development Assessment Unit and the Building Certification and Health Unit which covers the submission and determination of development, construction and subdivision applications for the month of January 2013.

RECOMMENDATION

That Council receive the report on Activities of the Development Assessment and Building Certification and Health Units

Development Applications Received and Determined for January 2013 – Development Assessment Unit

Type:	Number Received:	Estimated Value \$:	Number Determined:	Estimated Value \$:
Commercial	1	6,000,000	4	4,691,000
Industrial	1	20,000	2	2,018,380
Residential (Multiple Dwellings/Dual Occupancy. Alterations and Additions)	3	45,000	1	380,000
Other Applications	3	8,000	2	-
Section 96 Applications	3	-	4	-
Total	10	6,073,000	13	7,089,380

Note: Note: *Included in the number of development applications lodged in the "Commercial" category was for a Motel comprising of 56 rooms (Diggers @ The Entrance), The Entrance \$6M.*

6.3 Activities of the Development Assessment and Building Certification and Health Units (coned)

Development Applications Received and Determined For January 2013 – Building Certification and Health Unit

Type:	Number Received:	Estimated Value \$:	Number Determined:	Estimated Value \$:
Commercial	3	96,332	1	90,000
Industrial	-	-	-	-
Residential (Dwellings)	23	4,295,915	14	3,531,550
Residential (Alterations and Additions, Multiple Dwellings)	32	1,260,368	31	1,421,310
Other Applications	1	10,000	-	-
Section 96 Applications	5	-	9	-
Total	64	5,662,615	55	5,042,860

Subdivision Applications Received and Determined for January 2013

Type:	Number Received:	Number of Lots:	Number Determined:	Number of Lots:
Commercial	-	-	-	-
Industrial	-	-	-	-
Residential	2	3	1	1
Rural	-	-	-	-
Other	-	-	-	-
Total	2	3	1	1

Net Median Turn-around Time

The net median turn-around time in working days for development applications determined during the month of January was **19** days. There were no employment generating development applications determined during the month of January 2013.

Other Approvals and Certificates

Type:	Number Determined January 2013
Trees	23
Section 149 D Certificates (<i>Building Certificates</i>)	9
Construction Certificates	45
Complying Development Certificates	13

6.3 Activities of the Development Assessment and Building Certification and Health Units (coned)

State Environmental Planning Policy No 1

There were no applications that relied on a SEPP 1 variation for the month of January 2013.

Waiving of Application Fees

In January 2013 the following application fees were waived for “non for profit” organisations:-

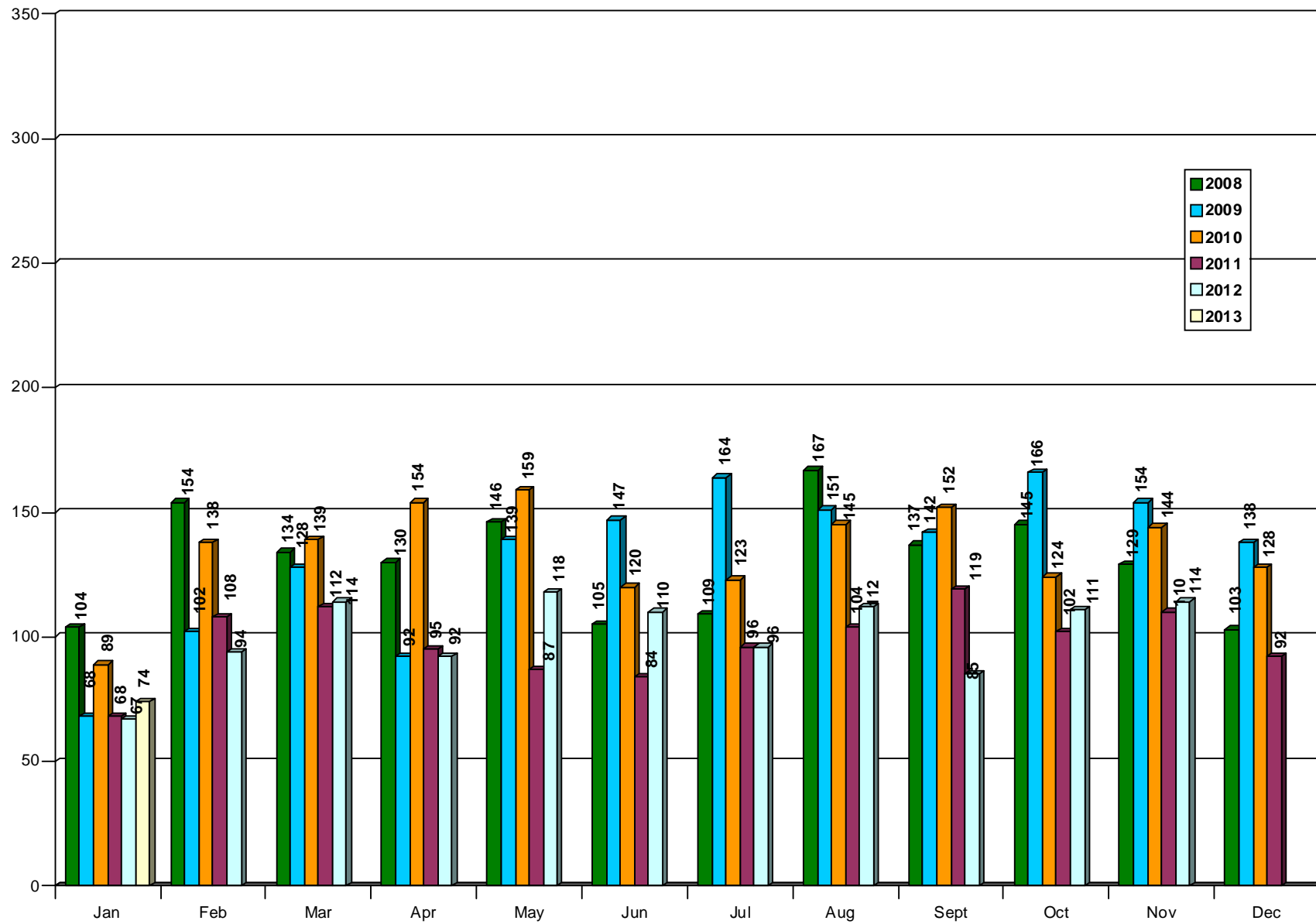
DA/TA No	Description of Proposed Development	Total Fees Waived \$
DA/96/2008/A	Warnervale Fair, Warnervale Oval, Warnervale (Advertising Fee)	285.00
	TOTAL FEES WAIVED	285.00

ATTACHMENTS

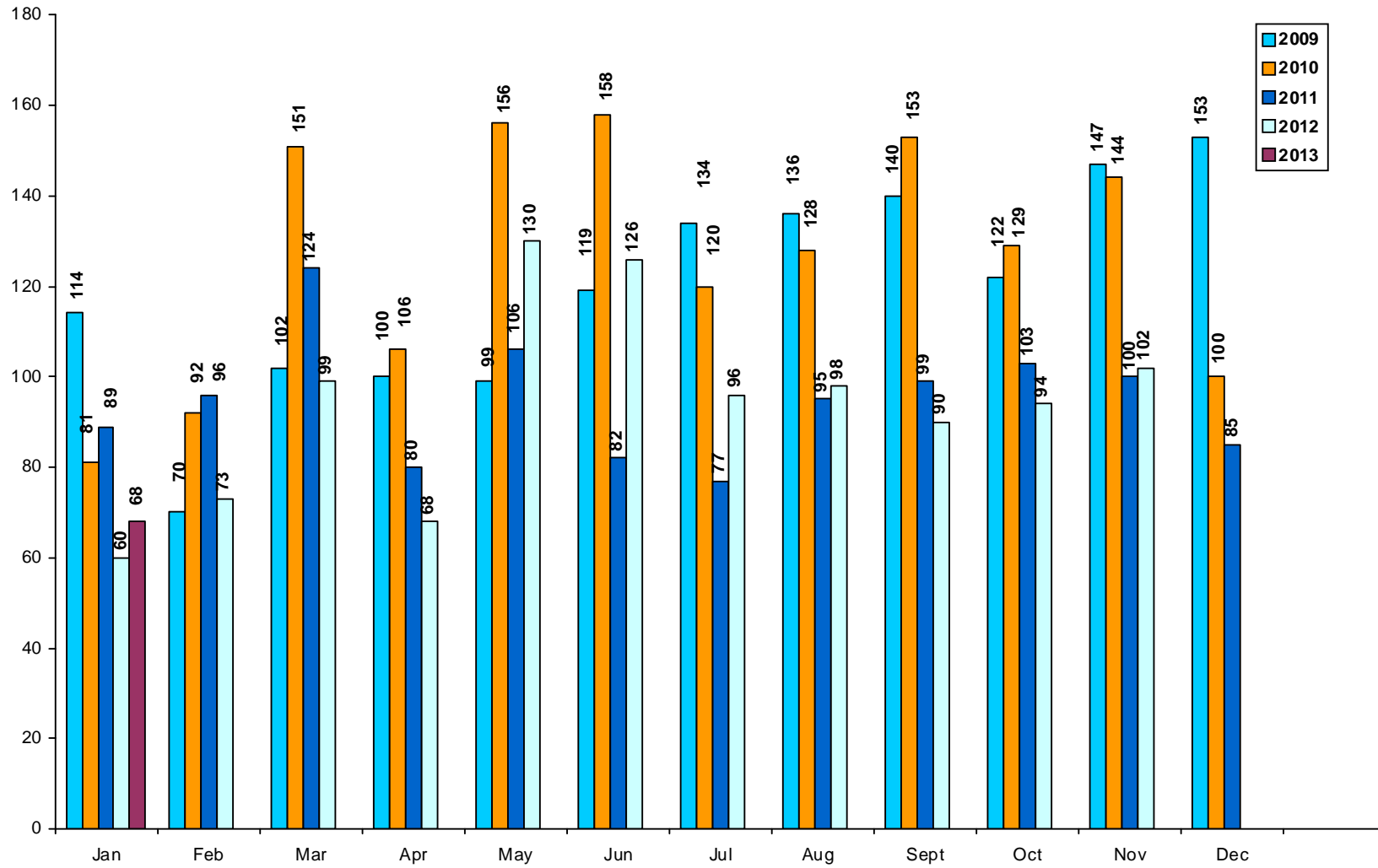
- 1 Graphs - DA's Lodged, Determined and Construction Certificates Determined (A4 Colour)

D03258545

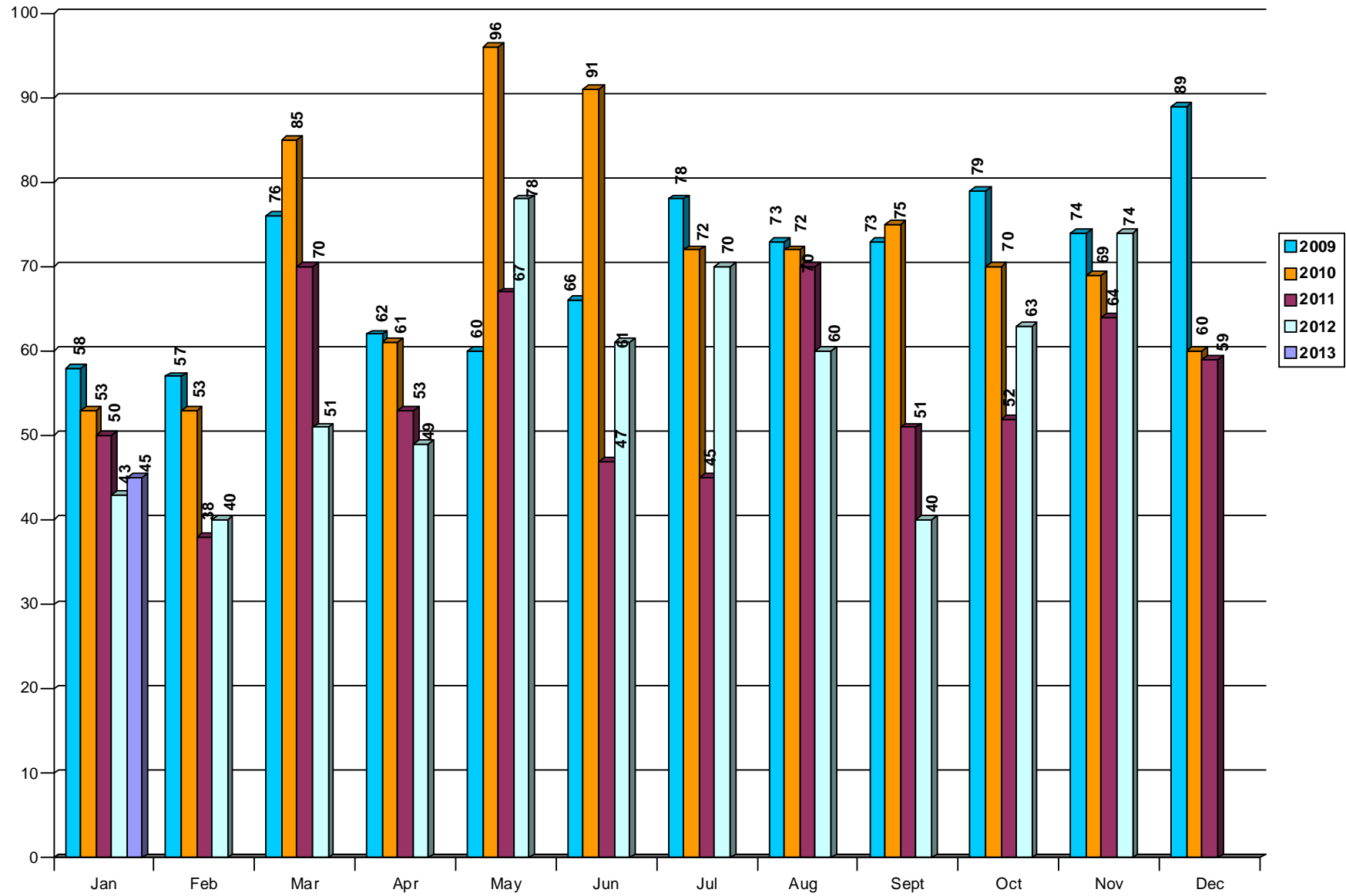
DA's LODGED



DAs DETERMINED



CCs DETERMINED



6.4 Results of Water Quality Testing for Beaches and Lake Swimming Locations

TRIM REFERENCE: F2004/06822 - D03260233

MANAGER: Jamie Loader, Acting Director Development and Building

AUTHOR: Jon Scorgie; Senior Environmental Health Officer

SUMMARY

Reporting on the results of bacteriological tests for primary recreation water quality for the beaches in Wyong Shire and lake swimming sites in the Tuggerah Lakes catchment for the month of January 2013.

RECOMMENDATION

That Council receive the report on Results of Water Quality Testing for Beaches and Lake Swimming Locations.

Primary Recreation Water Quality Monitoring Program

Wyong Shire beaches are regularly monitored for swimming safety in accordance with the latest National Health and Medical Research Council (*NHMRC Guidelines for Managing Risks in Recreational Water (2008)*). These guidelines have superseded NHMRC (1991), however, they still allow for beaches to be awarded a star rating based upon the potential for sewage and stormwater contamination. These star ratings are awarded as detailed in the Table 1 below.

Wyong Shire Council has been in partnership with the Office of Environment and Heritage (OEH) in implementing the "Beachwatch" program during the bathing season of summer, October through to April.

Council is currently in the summer season for sampling. Although the OEH Beachwatch program becomes inactive during the winter season, Council continues to sample once a month to assess any changes in water quality.

If results indicate high levels of sewage and stormwater contamination, further investigations are triggered to determine the source of its origin. Council have continued to apply Beachwatch's acceptable indicator levels for faecal contamination "enterococci" of 200cfu/100ml and apply our results to their star rating, see Table 1 below.

Additionally, Council is still required to monitor the ocean outfalls five times a month, year round. This monitoring and sampling regime is undertaken in accordance with the OEH "Environmental Protection License's", this sampling is carried out at ten sites around Norah Head and Wonga Point.

6.4 Results of Water Quality Testing for Beaches and Lake Swimming Locations (contd)

As a part of the National Health and Medical Research Council - Guidelines for Managing Risks in Recreational Water 2008 (NHMRC 2008), OEH's Beachwatch program required that all sites be re-evaluated to identify their potential pollution sources and the risk that they may pose to human health. Any potential pollution sources identified in the re-evaluation lead to management strategies being developed for each site so that risk to human health can be minimised. Advisory signs have been erected at all lake sampling sites advising "This area can be affected by Stormwater Pollution for up to 3 Days after heavy rain. Swimming during this period is NOT Recommended". The signs have been erected to advise the public that there is a potential for poor water quality at the site due to the stormwater inundation after heavy rain. It does not mean that the water quality is poor at all times.

Summary of results for January 2013 (Summer Program)

For January 2013 all ocean and lake beach sites achieved an average star rating that is defined as being safe for swimming under the NHMRC 2008, see table 1.

A definition of the star rating system can be seen in table 2 below.

Table 1: Beachwatch average star rating

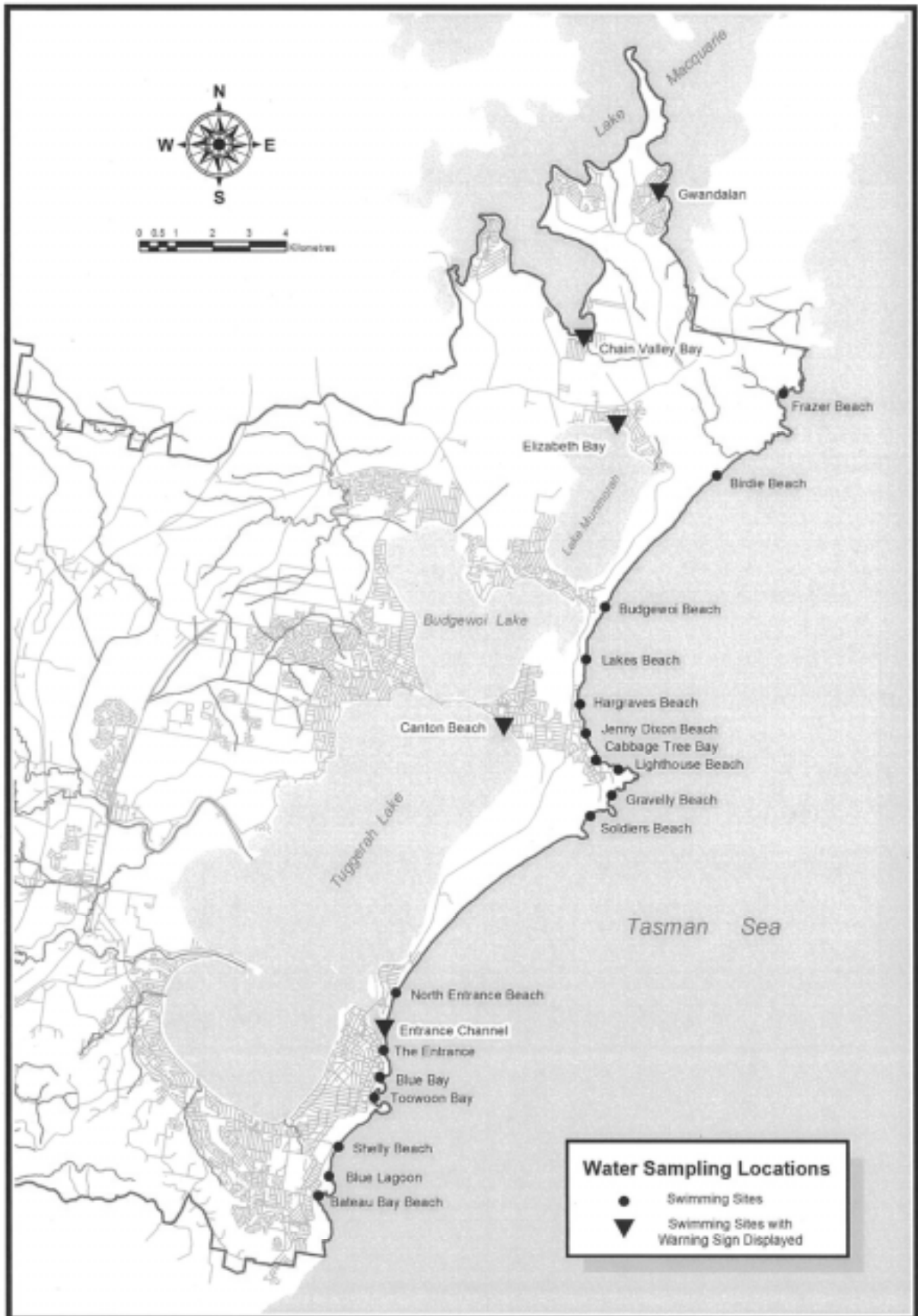
Swimming Site	Site Type	Rating	Stars
North Entrance Beach	Ocean Beach	4	****
The Entrance Channel	Estuarine	4	****
The Entrance Beach	Ocean Beach	4	****
Blue Bay	Ocean Beach	4	****
Toowoan Bay	Ocean Beach	4	****
Shelly Beach	Ocean Beach	4	****
Blue Lagoon	Ocean Beach	4	****
Bateau Bay	Ocean Beach	4	****
Chain Valley Bay	Lagoon/Lake	4	****
Gwandalan	Lagoon/Lake	4	****
Frazer Beach	Ocean Beach	4	****
Birdie Beach	Ocean Beach	4	****
Lake Munmorah Baths	Lagoon/Lake	4	****
Budgewoi Beach	Ocean Beach	4	****
Lakes Beach	Ocean Beach	4	****
Hargraves Beach	Ocean Beach	4	****
Jenny Dixon Beach	Ocean Beach	4	****
Canton Beach	Lagoon/Lake	4	****
Cabbage Tree Bay	Ocean Beach	4	****
Lighthouse Beach	Ocean Beach	4	****
Gravelly Beach	Ocean Beach	4	****
Soldiers Beach	Ocean Beach	4	****

Table 2: NHMRC Star Rating Interpretation

Star Rating		Enterococci (cfu/100mL)	Interpretation
****	Good	≤ 40	NHMRC indicates site suitable for swimming
***	Fair	41 – 200	NHMRC indicates site is suitable for swimming
**	Poor	201- 500	NHMRC indicates swimming at site is not recommended.
*	Bad	>500	NHMRC indicates swimming at site is not recommended.

ATTACHMENTS

1 Water Sampling Sites D03238043



6.5 Mayor's visit to China - December 2012

TRIM REFERENCE: F2011/00192 - D03261531

AUTHOR: Doug Eaton; Councillor

SUMMARY

In December 2012 the Mayor, as a representative of Council, made a trip to China in a bid to demonstrate that Wyong Council is serious in establishing strong relationships with key Chinese cities which could result in strong tourism, investment and cultural ties. Notes taken by the Mayor during this trip are now submitted for the information of Council.

RECOMMENDATION

- 1 That Council receive the report on Mayor's visit to China - December 2012.**
- 2 That Council note that attachment 1 of this report contains confidential information in accordance with s10A(2)(c) of the Local Government Act, as it contains information that would, if disclosed, confer a commercial advantage on a person with whom the council is conducting (or proposes to conduct) business.**

BACKGROUND

At the Ordinary meeting of Council held on the 28th November 2012 Council considered Item 7.12 Australian Chinese Theme Park Purchase of Council Land and resolved, in part, as follows:

"1/12 That Council authorise the Mayor to represent Council in China to engage in discussions on trade, investment and tourism matters with a report to be presented back to Council."

Notes taken by the Mayor during this trip, which contain information which may confer a commercial advantage, are added to this report as a confidential item in accordance with Section 10A(2)(c) of the Local Government Act 1993 which states that :

"2(c) information that would, if disclosed, confer a commercial advantage on a person with whom the Council is conducting (or proposes to conduct) business."

ATTACHMENTS

- 1 Confidential Attachment to Council Report - Notes from Mayor's visit to China December 2012 - D03263429**

6.6 Central Coast Water Corporation Quarterly Report to Wyong Shire Council

TRIM REFERENCE: F2013/00023 - D03271962

MANAGER: Michael Whittaker, General Manager

AUTHOR: Lesley Crawley; Manager Corporate Governance

SUMMARY

Presentation of the 2012/2013 2nd Quarter report of the Central Coast Water Corporation (CCWC) by the CCWC Chairperson, Mr John Reid.

RECOMMENDATION

That Council receive the report on Central Coast Water Corporation Quarterly Report to Wyong Shire Council .

Mr John Reid, Chairperson of the Central Coast Water Corporation (CCWC) will address Council and give an update of the Q2 activities of the CCWC. Mr Reid will table his report at the meeting.

ATTACHMENTS

Nil.

6.7 Outstanding Questions on Notice and Notices of Motion

TRIM REFERENCE: F2013/00023 - D03259592

MANAGER: Lesley Crawley, Manager Corporate Governance

AUTHOR: Jacquie Elvidge; Councillor Services Officer

SUMMARY

Report on outstanding Questions on Notice and Notices of Motion.

RECOMMENDATION

That Council receive the report on Outstanding Questions on Notice and Notices of Motion.

ATTACHMENTS

- | | | |
|---|---|-----------|
| 1 | Table of Outstanding Questions on Notice and Notices of Motion - 27 February 2013 | D03259599 |
|---|---|-----------|

No	Department	Responsible Officer	Question Asked / Resolution	Meeting Asked/ Councillor	Status
1.	Development and Building Department	Jamie Loader	7.1 Notice of Motion - Housing Jump Start <i>That Council <u>direct</u> the General Manager to report to Council on the benefits and disbenefits of a short term moratorium on Development Application fees, Construction Certificate fees and Complying Development fees for single detached housing and additions only.</i>	27 June 2012 Crs Eaton/Graham	Discussed with the Mayor, advised not a priority. Report to be submitted to a meeting in April 2013.
2.	General Manager's Unit	Brian Glendenning	Q29/12 - General Store Compliance <i>"I have received numerous representations with regard to the ongoing issue of compliance of a general store in Norah Head that now seats some 50-60 patrons "The General Store" can be booked online for functions or private gatherings, could you please outline how this activity has been able to be approved in a residential area under the guise of a general store? As this matter has been ongoing for some 6 months your response would be appreciated at your earliest convenience to assist those in question."</i>	25 July 2012 Cr Best	A confidential report to be submitted to the 13 March 2013 Ordinary Council meeting.
3.	Land Management Department	Brett Phillips	8.2 Notice of Motion - Re-evaluation of Strategic Direction in Shire's North 117/12 <i>That Council <u>note</u> the significant contribution our Community Precinct Committees make as a conduit between Council and the local community.</i> 1/12 <i>That Council, as an advocate on behalf of the local community of our Shire's north, <u>request</u> the General Manager to seek timely responses to the key issues contained in the attached joint Precinct Committee submission.</i> 2/12 <i>That Council <u>request</u> the General Manager to call for a meeting of key stake holders, Community, Government, land owners and relevant Departments, to discuss the strategic future of this massive 780</i>	8 August 2012 Cr's Best/Eaton	A meeting has been convened for 2nd April 2013 to discuss this matter. Meeting delayed because of the Christmas Break and the limited time available to Local Members of Parliament due to sitting days early in new year. Local State Members, Mr Webber, Member for Wyong and Mr Edwards, Member for Swansea sent a letter inviting them to attend (D03198990). Discussions held with Councillor Best and he has been advised of direction. Precinct committees advised that environmental issues and Delta land would be addressed at this meeting. Manning Park Precinct Committee advised of meeting requesting that they consult with the other 5 community

No	Department	Responsible Officer	Question Asked / Resolution	Meeting Councillor Asked/	Status
			<p><i>hectare site (Delta Electricity power stations and associated lands) that has the potential to profoundly impact Council's developed northern regions strategic plan / LEP.</i></p> <p>3/12 <i>That Council <u>request</u> the General Manager to also seek direction from stakeholders on issues around site contamination and environmental assets with a prospect of rehabilitation such as Lake Colongra and various former natural overland flow paths.</i></p> <p>4/12 <i>That Council <u>request</u> the General Manager to reiterate to the relevant agencies the matters with regard to community elements of the Delta site contained in Item 2.1 Mayoral Minute - Proposed Transfer of Delta Electricity Land to Council for continued operation of the Extreme Sports Park, Koala Park and Camp Breakaway at San Remo adopted by Council on 23 May 2012.</i></p>		<p>groups who were also involved in the submission and that they select a maximum of two representatives to attend the meeting on behalf of the community associations.</p> <p>Correspondence received from Darren Webber MP Member for Wyong dated 7th February 2012 (D03262077) advising as follows:</p> <p><i>"The majority of land being discussed falls outside the Electorate of Wyong. As such it would be more appropriate to seek comments on these lands from Mr Garry Edwards, MP, Member for Swansea. As previously advised Camp Breakaway has a secure 99 year lease which will be honoured by the NSW Government. I would encourage that Wyong Shire Council continues to consult closely with the concerned community organisations. Following such consultation I would be happy to meet with Council representatives to discuss any outstanding issues."</i></p> <p>Staff to further liaise with Mr Edwards.</p>
4.	Infrastructure and Operations Department	David Witherdin	<p>8.4 Notice of Motion - Wyong Shire Community Purchasing Scheme</p> <p>8/12 <i>That Council <u>note</u> with concern the significant socio-economic disadvantage this community faces, that was highlighted in the recent national census.</i></p> <p>9/12 <i>That Council <u>request</u> the General Manager to seek to assist its community through broadening Council service delivery, with the implementation of a</i></p>	8 August 2012 Crs Best/Eaton	A report will be submitted to Council on 13 March 2013.

No	Department	Responsible Officer	Question Asked / Resolution	Meeting Councillor	Asked/	Status
			<p>group/collective purchasing of services scheme.</p> <p>10/12 That, subject to resolution 4, Council request the General Manager to trial the scheme in the area of energy purchase in response to the escalating price of power, partially due to the carbon tax and in light of other highly successful energy purchase schemes run by various media outlets.</p> <p>11/12 That Council direct the General Manager to provide an indicative and conceptual report which outlines benefits, structural issues, resources, and possible revenues that may result in the scheme becoming cost neutral.</p> <p>12/12 That Council request the General Manager to consult with its Community Precinct Committees to evaluate the interest of any proposed system.</p>			
5.	Development and Building Department	Rob Fulcher	<p>7.2 Notice of Motion - Sea Level Rise Removal</p> <p>1 That Council <u>acknowledge</u> that the 2009 NSW Sea Level Rise Policy Statement is no longer NSW Government Policy.</p> <p>2 That Council <u>acknowledge</u> the recommendation of the NSW State Government to consider an interim policy arrangement prior to the formal adoption of sea level rise projections.</p> <p>3 That Council <u>resolve</u> that its sea level rise interim policy consist of compliance with the 1% AEP flood level and 500mm freeboard allowance.</p> <p>4 That Council <u>request</u> the State Government to refer back to Council the adopted Wyong Shire</p>	10 October 2012 Councillors Nayna & Taylor		<p>Resolutions 3, 7, 8 and 9 now complete.</p> <p>Resolution 4 assigned to Martin Johnson in Land Management to complete – currently awaiting response.</p> <p>Resolutions 5 & 6 assigned to Alex Beavis – resolution 5 complete – resolution 6 currently being prepared.</p> <p>These various matters are being implemented progressively by the relevant service unit managers. Items 10/12 to 15/812 are being dealt with progressively through the meetings of the TLECFMC.</p>

No	Department	Responsible Officer	Question Asked / Resolution	Meeting Asked/ Councillor	Status
			<p><i>Coastal Zone Management Plan for Council's review.</i></p> <p>5 <i>That the General Manager <u>provide</u> an urgent briefing to Council on the implications of the State Government's recent coastal reforms.</i></p> <p>6 <i>That the General Manager <u>report</u> back to Council on a program, cost estimate and timeframe for the review of current adopted Council policies that incorporate provisions in respect of sea level rise, including the adopted Wyong Shire Coastal Zone Management Plan.</i></p> <p>7 <i>In circumstances where existing Government legislation or policy conflicts with Council's policy in No 3 above, the General Manager ensure that the matter is brought to Council for determination.</i></p> <p>8 <i>That Council <u>write</u> to all holders of existing DA's that have time limited consents due to sea level rise issues and advise of the change in Council policies and invite them to submit Section 96 applications to remove the time limit from their consents.</i></p> <p>9 <i>That Council <u>waive</u> all fees associated with any such Section 96 applications.</i></p>		The last meeting of the Committee on 7 February 2013 discussed proposals to move forward to implement the resolution in a manner that meets Council's legal obligations
6.	General Manager's Unit	Lesley Crawley	<p>7.3 Notice of Motion - Council Review the NSW Electoral Commission's Management of our 2012 Wyong Shire Elections</p> <p>1 <i>That Council <u>note</u> the 2012 Wyong Local Government Election was managed, conducted and audited by the NSW Electoral Commission, costing our ratepayers a total of \$750,000 to our ratepayers.</i></p> <p>2 <i>That Council <u>conduct</u> a review of the conduct of the 2012 Wyong Shire Election by the NSW Electoral Commission (NSWEC).</i></p>	10 October 2012 Councillors Best & Webster	This matter is scheduled for action in the Corporate Governance work plan for February 2013.

No	Department	Responsible Officer	Question Asked / Resolution	Meeting Councillor	Asked/ Status
			<p>3 That Council <u>include</u> in the review the following matters:</p> <p>(a) Identification of legislative constraints and processes which are barriers to encouraging local residents to stand for representation on Wyong Council.</p> <p>(b) The “contractual” arrangement between Council and the NSWEC which has constrained the ability for Council to make key decisions in regard to pre-poll venues (eg locations, quantity).</p> <p>(c) Issues around WHS obligations for booth workers, liabilities and responsibilities.</p> <p>(d) Improved provision of disabled and aged access at polling places, particularly pre-poll booths.</p> <p>(e) Feedback received from electors.</p> <p>(f) Feedback from a selection of those NSW councils which opted to manage their election or used a private contractor.</p> <p>(g) Any other matters identified by the General Manager in the course of the election process.</p> <p>4 That Council <u>request</u> feedback from those Councils who used the NSW Electoral Commission.</p>		

No	Department	Responsible Officer	Question Asked / Resolution	Meeting Asked/ Councillor	Status
7.	Community and Recreation Services	Maxine Kenyon	<p>7.4 Notice of Motion - Wyong Skills Centre</p> <p>1 That Council <u>advise</u> the Department of Education, Employment and Workplace Relations (DEEWR) that it now wishes to proceed with the Wyong Skills Centre in partnership with Central Coast Group Training at its site at Bounty Close at Tuggerah.</p> <p>2 That Council <u>request</u> the Department of Education, Employment and Workplace Relations (DEEWR) to confirm that grant funding of some \$2.8 million is still available for this purpose and for DEEWR to advise the process and/or criteria required to access these funds</p> <p>3 That Council <u>develop</u> and submit, in partnership with Central Coast Group Training in accordance with DEEWR, guidelines a joint application within one month.</p> <p>4 That Council <u>authorise</u> the General Manager to approve the joint application and submission to DEEWR, subject to Council ratification.</p> <p>5 That Council <u>determine</u> that this item be actioned immediately due to its urgent nature.</p> <p>6 That Council <u>advise</u> DEEWR of this resolution by close of business on Friday 12 October 2012.</p> <p>7 That Council <u>develop</u> to its satisfaction a suitable agreement with Central Coast Group Training with regards to this initiative.</p> <p>8 That Council <u>authorise</u> appropriate resourcing to undertake this task and the funding of these resources be considered at the September budget review.</p>	10 October 2012 Councillors Nayna & Troy	<p>Council contacted DEEWR in December 2012 and again in January 2013 for an update on the progress of this potential funding, however we have not received any further responses to these requests.</p> <p>A DEEWR representative called on 6 February 2013 to advise a full brief had been presented to the Minister's office for their consideration. At this stage no decision has been made in relation to the funding. DEEWR will be in touch with the Minister's office to follow up and will provide Council with an update in three weeks time.</p>

No	Department	Responsible Officer	Question Asked / Resolution	Meeting Asked/ Councillor	Status
8.	Land Management Department	David Lemcke	Q34/12 Extension of Draft Pile Burning Policy Exhibition <i>"Mr Mayor, to assist our local rural community on the issue of the Draft Pile Burning Policy now on public display, could Council extend the exhibition period for one month until the 26 November 2012?"</i>	Councillor Best 24 October 2012	Exhibition completed prior to extension resolution. Report currently being prepared for Council Meeting in March 2013.
9.	Infrastructure and Operations Department	Daryl Mann	8.1 Notice of Motion – Northern Lakes Rugby League Sport and Recreation 445/12 <i>That Council note the existing facilities established by the Northern Lakes Rugby League Sport and Recreation Club, at Gumbuyah oval on Tall Timbers Road Lake Munmorah, are utilised by the broader community, such as local schools, representative and community groups .</i> 446/12 <i>That Council note the Northern Lakes Rugby League Sport and Recreation Club has received grants in the order of \$80K from the State Government to build the slab and outer shell for a new Clubhouse.</i> 447/12 <i>That Council defer the outstanding contributions until an occupation certificate is issued.</i> 448/12 <i>That Council, post construction of the new Clubhouse, authorise the Mayor and General Manager to extend similar arrangements to the Northern Lakes Rugby League Sport and Recreation Club that was offered to the Ourimbah Soccer Club in regard to the water and sewerage developer charges currently levied on the new amenities building.</i>	Councillor Vincent and Greenwald 14 November 2012	Following discussions with the Director of Infrastructure and Operations and the former Director of Environment and Planning Services, it appears that resolution 447/12 may not be legally possible. Council should consider dropping 447/12 and follow 448/12 with Council's general fund paying the full contributions to W&S and entering into separate arrangements with the club to achieve the intent of 447/12 using the 35/65 split. This option is to be discussed with the General Manager and Councillors to determine the cleanest approach.
10.	Infrastructure and Operations Department	David Ryan	8.2 Notice of Motion – Lakes Federal Funding Expenditure Report 449/12 <i>That Council note assurances given by staff at the 1 November 2012 Tuggerah Lakes Estuary, Coastal and Floodplain Management Committee that all projects currently being conducted through Caring For Our Country Federal (CFOC) funding are on track.</i>	Councillors Troy and Taylor 14 November 2012	A report was submitted and adopted at the Tuggerah Lakes Estuary, Coastal and Floodplain Management Committee on 7 February 2013. Report is being prepared for Council on 27 March 2013.

No	Department	Responsible Officer	Question Asked / Resolution	Meeting Councillor Asked/	Status
			<p>450/12 That Council request an urgent confirmation report formally detailing the progress of each project against budget and compliance with funding guidelines and criteria.</p> <p>451/12 That Council recognises and appreciates the recent supportive comments by the Member for Dobell in Parliament endorsing Council's outstanding performance and an example of best practice in environmental project management with regards to the current lakes projects.</p> <p>452/12 That Council note the \$20m CFOC funding program is now drawing to a close and environmental indicators are still showing decline (WSC SoE report, 2011).</p> <p>453/12 That Council request the General Manager to report on what dialogues and initiatives are in train to secure further funding to continue these vital Lakes restoration works.</p>		
11.	Community and Recreation Services	Julie Vaughan	<p>8.3 Notice of Motion – Council Advocate for End to So-called Scientific Whaling</p> <p>454/12 That Council note the increasing local employment and economic benefits associated with the growing phenomena of whale watching.</p> <p>455/12 That Council note that these animals are currently migrating down our local coastline only to be slaughtered in the Antarctic "whale sanctuary" aboard industrial factory ships.</p> <p>456/12 That Council condemn in the strongest possible terms, as an advocate on behalf of our local community, the continuing abuse of international laws by those insistent on continuing so-called scientific whaling of endangered whales</p> <p>457/12 That Council lend its voice, as a matter of urgency, to peak community and environmental groups in formally condemning this practice via correspondence to the Japanese embassy and our State and Federal</p>	<p>Councillor Best and Taylor</p> <p>14 November 2012</p>	<p>Letter of congratulations/commendation signed by Mayor Doug Eaton and posted as per NOM 3, 8/12 - That Council congratulate the local Whale Dreamers Festival Group that conducts the highly successful community whale awareness campaign known as the "Whale Dreamers Festival".</p> <p>Council report to be drafted.</p>

No	Department	Responsible Officer	Question Asked / Resolution	Meeting Councillor Asked/	Status
			<p><i>Ministers for the Environment.</i></p> <p>458/12 <i>That Council congratulate the local Whale Dreamers Festival Group that conducts the highly successful community whale awareness campaign known as the "Whale Dreamers Festival."</i></p> <p>459/12 <i>That Council direct the General Manager to report on progress to date and Council's assistance with the 2013 Whale Dreamers Festival.</i></p>		
12.	General Manager's Unit	<p>Jacquie Elvidge</p> <p><i>(on behalf of the members of the Save the Tuggerah Lakes Party – Councillors Taylor & Troy)</i></p>	<p>Q37/12 Irradication of Feral Pests</p> <p><i>"My question is directed to the members of the Save Tuggerah Lakes Party. One of the promises that you made at the recent Local Government Elections was to "eradicate feral pests – Rabbits, Foxes, Indian Mynas etc." and when were you going to do this? You promised to do it now.</i></p> <p><i>Wyong Shire is inundated with Rabbits in plague proportion, especially around the Chittaway and Shelly Beach areas. Foxes continue to roam the Shire, especially the North Entrance where they swim across to Terilbah Island and kill the Little Tern and their chicks; and as far as the Indian Myna birds are concerned, I counted ten of them in my own back yard this morning.</i></p> <p><i>My question is when are you going to deliver on your promise considering that you said that you would do it NOW?"</i></p>	<p>Councillor Graham</p> <p>14 November 2012</p>	<p>Councillor Services staff currently liaising with Councillors Taylor and Troy to prepare a response to this question.</p> <p>Response to be submitted to a Council meeting in March 2013.</p>
13.	Infrastructure and Operations Department	David Ryan	<p>Q38/12 Lakes bogged in Green Tape</p> <p><i>"Mayor Eaton, I note with great frustration the plethora of government requirements and approvals necessary (1 to 12 listed below) to carry out the most basic lakes restoration works that has cost Council millions in ratepayer funds, while the approval times and costs are often longer and more expensive than the actual works to be carried out.</i></p> <p><i>Mr Mayor could you please update Council on what initiatives and actions you have engaged in, in your first</i></p>	<p>Councillor Best</p> <p>14 November 2012</p>	<p>Report is being submitted to Council on 27 March 2013.</p>

No	Department	Responsible Officer	Question Asked / Resolution	Meeting Asked/ Councillor	Status
			<p>50 days as Mayor, to address this green tape paralysis?</p> <ol style="list-style-type: none"> (1) An approval under Part VII of the Fisheries Management Act (1994) to dredge. (2) An approval under Part VII of the Fisheries Management Act (1994) to destroy vegetation (if seagrasses are involved). (3) An approval under Part VII of the Fisheries Management Act (1994) to reclaim land if the spoil is placed on a nearby bank or within a waterway as fill. (4) An approval from Department of Primary Industries Crown Lands to undertake works on Crown Land as well as other requirements relating to the placement of dredged material. (5) A licence under the National Parks and Wildlife Act (1974) to work with Endangered Ecological Communities such as salt marshes. (6) A licence to pollute (during construction) from the EPA under the Protection of Environment Operations Act 1997 (POEO). (7) Consideration of spoil removal and placement containing acid sulphate soils under the Contaminated Land Management Act 1997 with possible costs involved in moving spoil to the tip. (8) Consideration of the activity by officers from the Premier's Department Office of Environment and Heritage. (9) Notify Roads and Maritime for changes to navigable waters. (10) Produce a Review of Environmental Factors (REF) and a dredging design that considers all of the above. The dredging design would also incorporate a site survey, hydrodynamic considerations and a morphodynamic study to understand sand movements in the dredged channel or for areas of saltmarsh rehabilitation. (11) Use the REF and project design to obtain approvals under Part V of the EP&A Act. This approval would require appropriate community consultation. Other aspects for consideration would include the relevant LEP and DCP. any SEPP such as SEPP 71 Coastal Protection that 		

No	Department	Responsible Officer	Question Asked / Resolution	Meeting Councillor Asked/	Status
			<p><i>is applicable, as well as relevant management plans such as Council's Estuary Management Plan.</i></p> <p><i>(12) The Federal Environmental Protection and Biodiversity Conservation Act (EPBC) 1999, may also come into consideration if significant threatened species are involved."</i></p>		
14.	Infrastructure and Operations Department	David Ryan	<p>8.5 Notice of Motion – Erosion of Yallara Island, The Entrance</p> <p>463/12 <i>That Council note with concern the erosion of Yallara Island, adjacent to The Entrance Bridge, which is home to the iconic 80 year old date palm.</i></p> <p>464/12 <i>That Council urgently investigate the permissibility and feasibility of using Council's dredge and geo-bags to repair the erosion and provide support to the date palm.</i></p> <p>465/12 <i>That Council delegate and direct the General Manager to carry out such work subject to permissibility, feasibility and at a reasonable cost (i.e. less than \$50,000).</i></p> <p>466/12 <i>That Council use this initial trial as an opportunity to capture important hydrological data with a view to the future possible use of the technology in the stabilisation of the channel precinct.</i></p> <p>467/12 <i>That Council direct the General Manager to report to Council on the outcomes of this proposal.</i></p>	Councillor Taylor and Troy 14 November 2012	Response will be included in the 13 March 2013 business paper.
15.	Community and Recreation Services	Julie Vaughan	<p>Q42/12 Wyong Neighborhood Centre Project "Could staff please provide an update of the status of the men's shed?"</p> <p><i>Can staff/council confirm that there will be no additional costs or liability to council?"</i></p>	Councillor Matthews 28 November 2012	Contact person at Wyong Neighbourhood Centre has left their role. Manager of Community and Cultural Development is seeking a meeting with other representatives for an update on status of Men's Shed.

No	Department	Responsible Officer	Question Asked / Resolution	Meeting Asked/ Councillor	Status
16.	Community and Recreation Services	Tara Mills	<p>10.2 Notice of Motion - Council to Investigate Dog Poo Bag Dispensers for Local Beaches and Shared Pathways</p> <p>689/12 <i>That Council <u>acknowledge</u> the significant amount of dog owners that enjoy walking their pets on shared pathways and approved dog walking beach areas within the Wyong Shire.</i></p> <p>690/12 <i>That Council <u>receive</u> a report identifying additional and existing sites for the installation of dog poo collection bag dispensers in appropriate high usage locations within the Wyong Shire including costs and benefits.</i></p>	Councillor Vincent 12 December 2012	A report responding to this Notice of Motion will be presented to Council at its 24 April 2013 meeting.
17.	Infrastructure and Operations	Margaret Bewster	<p>Q2/13 Works Undertaken in 1986 at Karagi Point <i>"That staff provide a copy of a report on works undertaken in 1986 whereby a channel was dug by a bull dozer through the sand dunes at Karagi Point."</i></p>	Councillor Taylor 23 January 2013	Response currently being prepared.
18.	Infrastructure and Operations	David Ryan	<p>Q3/13 Tuggerah Lakes Study on Fish and Prawn Larvae in 1986 <i>"That staff provide a copy of a study undertaken by NSW University on Fish and Prawn Larvae Tuggerah Lakes in 1986"</i></p>	Councillor Taylor 23 January 2013	Report will be submitted to Council on 27 March 2013.
19.	Development and Building	Jane Doyle (on Behalf of Brett Ball)	<p>Q4/13 Enforcement of No Smoking Areas <i>"Can the General Manager report to Council what efforts are being undertaken by Council Rangers to enforce NO smoking areas throughout Wyong Shire Council's open space areas?"</i></p>	Councillor Nayna 23 January 2013	Report being prepared for the second meeting in March 2013.
20.	Infrastructure and Operations	Andrew Pearce	<p>8.1 Notice of Motion - Reducing Serious and Fatal Accidents Rutleys Road Mannering Park</p> <p>147/13 <i>That Council <u>note</u> with great concern the recent spate of serious and fatal accidents on Rutleys Road, where excessive speed appears to have been a significant</i></p>	Councillors Best & Nayna 13 February 2013	Response currently being prepared.

No	Department	Responsible Officer	Question Asked / Resolution	Meeting Councillor	Asked/	Status
			<p><i>contributor in some accidents.</i></p> <p>148/13 <i>That Council <u>request</u> the traffic committee to trial a speed limit reduction on Rutley's Road to improve road safety.</i></p> <p>149/13 <i>That Council <u>request</u> the local area command of the police service to increase patrolling and enforcement of current and future speed limits in this area.</i></p> <p>150/13 <i>That Council <u>recognise</u> the excellent preliminary works done on this issue by staff, the Roads and Maritime Services, Local Area Command and the Traffic Committee in partnership with our Local State Member for Swansea, Mr Garry Edwards.</i></p> <p>151/13 <i>That Council <u>seek</u> to have Rutley's Road identified as a regional road to assist in accessing further funding options.</i></p> <p>152/13 <i>That Council <u>direct</u> the General Manager to seek the actual recorded reasons for the major traffic accidents on Rutley's Road and report them to Council.</i></p>			
21.	Infrastructure Operations and	David Ryan	<p>Q5/13 Land Slips and Erosion at Norah Head Marine Rescue Head Office</p> <p><i>"Can the General Manager please provide an update on issues around land slips and coastal erosion affecting the Norah Head Marine Rescue Head Office. What steps have WSC taken to assist in addressing these issues and what role can we play in partnership with the NSW State Government."</i></p>	Councillor Nayna	13 February 2013	Response currently being prepared.
22.	General Manager's Unit	Monica Redmond (on behalf of the Mayor)	<p>Q6/13 First 100 Days</p> <p><i>"My Mayor,</i></p> <p><i>It has been approx 100 working days since the 8 September 2012 election, clearly community message</i></p>	Councillor Best	13 February 2013	Response currently being prepared.

No	Department	Responsible Officer	Question Asked / Resolution	Meeting Asked/ Councillor	Status
			<p><i>was a demand for change, efficiencies and a fresh “can do” approach.</i></p> <p><i>Could you outline this Council’s key achievements and fresh strategic direction to date over the past 100 days?”</i></p>		
23.	General Manager’s Unit	Maxine Kenyon	<p>Q8/13 Follow up on Notice of Motion - Wyong Skills Centre “Mr General Manager,</p> <p><i>I refer to Notice of Motion 7.4 of 10 October 2012 moved by Councillor Nayna, wherein Council resolved to proceed with the Wyong Skills Centre in partnership with CCGT.</i></p> <p><i>Mr General Manager, can you please advise on the progress of this vital youth employment initiative?”</i></p>	Councillor Taylor 13 February 2013	Response currently being prepared.

**QUESTIONS ON NOTICE AND NOTICES OF MOTION REMOVED SINCE
13 FEBRUARY 2013**

	Department	Question on Notice / Notice of Motion	Date Asked/ Councillor	Status
1	Community and Recreation Services	<p>8.4 Notice of Motion – Mobility Scooter Recharge Initiative</p> <p>460/12 <i>That Council note the huge growth in mobility scooter usage that assists our ageing and disabled population.</i></p> <p>461/12 <i>That Council investigate the possible provision of conveniently located scooter power – up stations/points at key locations including public buildings in order to further assist these groups to access services and recreational pursuits.</i></p> <p>462/12 <i>That Council seek to identify strategic industry partners to assist and/or sponsor any such mobility assistance program, with a view to it becoming cost neutral.</i></p>	Councillor Best and Nayna 14 November 2012	This action is to be done as part of the Positive Ageing Strategy, which won't be completed until April 2014.
2	Community and Recreation Services	<p>Q41/12 Life Long Learning Department Funding</p> <p><i>“Can staff please advise what funding has been received from the State Government over the past 4 years with respect to the Lifelong Learning department?”</i></p>	Councillor Matthews 14 November 2012	Response included in 27 February 2013 Business Paper.
3	Infrastructure and Operations Department	<p>7.2 Notice of Motion - Daily Traffic Jams Through Wyong Township</p> <p>1 <i>That Council <u>recognise</u> the importance of delivering the Pacific Highway upgrade through Wyong, linking up with the new Tuggerah Straight works as this is an economically vital road corridor providing business and job opportunities.</i></p> <p>2 <i>That Council <u>recognise</u> that having regard to the State Government annual budgetary processes, the need to now facilitate its agreeance/concurrence on this road upgrade to meet the new budgetary cycle.</i></p> <p>3 <i>That Council <u>give</u> certainty to the hundreds of residents that live with the real prospect of the Pacific Highway upgrade bypass being funnelled through their residential streets, resulting in major loss of amenity, safety and property values/forced resumptions.</i></p>	Councillors Best & Webster 24 October 2012	<p>Letter (D03174317) sent to RMS on 29 October 2012</p> <p>Report was submitted to Council on 28 November 2012.</p>

	Department	Question on Notice / Notice of Motion	Date Asked/ Councillor	Status
		<p>4 That Council <u>formally give</u> the RMS its support and concurrence for the through town Pacific Highway upgrade favouring the maximum parking option to assist local businesses and finally get this road started.</p> <p>5 That Council <u>request</u> the General Manager to provide a report to Council in support of the RMS's preferred option along the existing Pacific Highway corridor that was exhibited in November 2011.</p> <p>6 That Council <u>note</u> opportunity in the existing Pacific Highway corridor option to provide incremental improvements through the life of the project.</p>		
4	General Manager's Unit	<p>Q1/13 Pass on Appreciation to On-Call Christmas Staff "Mr General Manager, the feedback that I have received in regards to our Christmas on call staff has been very welcomed, in particular our rangers unit, various town centre activities/management and our emergency call out staff. Could you please pass on our appreciation of their efforts over the break while we were enjoying our holiday?"</p>	Councillor Best 23 January 2013	Relevant staff in the Community and Recreation Services Department have been given a letter from the Director, thanking them for their efforts over the Christmas break.
5	Land Management Department	<p>8.1 Notice of Motion – Comprehensive Review of Tree DCP, Chapter 14 539/12 That Council <u>amend</u> its Development Control Plant 2005: Chapter 14 - Tree Management;</p> <p>7.1.1 "Plants with undesirable characteristics" due to location. Now to read "trees located within (6) metres of an approved residential structure and (12) metres of a non residential approved structure, will be considered to be undesirable due to their location".</p> <p>540/12 That Council also <u>vary</u> clause;</p> <p>7.1.2 "Plants with undesirable characteristics generally" to now read "all trees that are of non native species"</p> <p>541/12 That Council staff <u>follow</u> the statutory process with regards to amendments to DCP Chapter 14.</p>	Councillors Best & Taylor 28 November 2012	Report included in 27 February 2013 Business Paper.

	Department	Question on Notice / Notice of Motion	Date Asked/ Councillor	Status
6	General Manager's Unit	<p>Q7/13 Cost Shifting Theft "Mr Mayor,</p> <p><i>At Council's recent service delivery review workshop, the community clearly articulated the need for council to get back to basics and focus on core Council business. Also the insidious issue of cost shifting by both past and present state and federal government's, was repeatedly raised identifying that some \$23million has been taken from our rate payers via various state and federal government taxes and levies. Could you urgently list the areas that make up the \$23million rate payer rip off!"</i></p>	Councillor Best 13 February 2013	Response included in the 27 February 2013 business paper.

7.1 Answers to Question on Notice

TRIM REFERENCE: F2011/01280 - D03255450

MANAGER: Maxine Kenyon; Director Community and Recreation Services

AUTHOR: Sue Ellis; Manager Lifelong Learning

7.1 Lifelong Learning Department Funding

The following question was asked by Councillor Matthews at the Ordinary Meeting on 14 November 2012:

“Can staff please advise what funding has been received from the State Government over the past 4 years with respect to the Lifelong Learning department?”.

The Lifelong Learning Unit was established in November 2010 and comprises the following Sections: Care and Education, Libraries and Learning Partnerships. State Government funding has been received over the past four years for both Care and Education and Libraries, the details of which can be found in the table below:

Lifelong Learning Unit – State Government Funding Received 2008/9 – 2012/13

<i>Library Services - Funding from the State Government 2008/9 – 2012/13</i>							
			2012/13 (To Dec 2012)	2011/12	2010/11	2009/10	2008/09
Library Services	State Library of NSW	<i>Per Capita Grant to subsidy library services</i>	350,517	347,664	340,689	363,293	300,357
Library Services	State Library of NSW	<i>Library Development Grant - purchase client selection of Audio Books</i>	-	-	-	60,000	-
Library Services	State Library of NSW	<i>Local Priority Grant - refurb circulation desk Toukley & Bateau Bay, client chairs, purchase & install slatwall bayend panels, stacking chairs & chair trolley Tuggerah; Toukley library refurbishment</i>	-	-	-	-	27,436
Tuggerah Library/ Toukley Library	State Library of NSW	<i>Local Priority Grant - Construction internal meeting/program room at Tuggerah; shelving at Toukley</i>	-	-	-	31,035	-
Toukley Library	State Library of NSW	<i>Local Priority Grant - New desk construction, shelving at Toukley</i>	-	-	27,575	-	-
Library Services	State Library of NSW	<i>Local Priority Grant - RFID Project</i>	-	28,900	-	-	-
Library Services	State Library of NSW	<i>Local Priority Grant - Technology (well equipped meeting spaces)</i>	29,106	0	0	0	0
TOTAL			379,623	376,564	368,264	454,328	327,793

7.1 Lifelong Learning Department Funding (contd)

In addition to the direct funding detailed above, in 2011/12 the State Library also funded in kind, the establishment of a free public Wi-Fi service in all library branches to the value of \$31,825.00 as well as basic system maintenance for the five branches for a period of two years from February 2012 - February 2014.

Care & Education Services - Funding from the State Government 2008/9 – 2012/13							
			2012/13	2011/12	2010/11	2009/10	2008/09
Kanwal Care & Education	NSW Government - Family & Community Services	Operational Subsidy	31,232	62,467	62,467	62,467	62,467
Karinya Care & Education	NSW Government - Family & Community Services	Operational Subsidy	18,602	37,206	37,206	37,206	37,206
Northlakes Care & Education	NSW Government - Family & Community Services	Operational Subsidy	20,908	41,818	41,818	41,818	41,818
Spotted Gum Care & Education	NSW Government - Family & Community Services	Operational Subsidy	18,640	37,282	37,282	37,282	37,282
Tom Stone Care & Education	NSW Government - Family & Community Services	Operational Subsidy	18,626	37,252	37,252	37,252	37,252
Treelands Care & Education	NSW Government - Family & Community Services	Operational Subsidy	18,578	37,157	37,157	37,157	37,157
Bateau Bay Vacation Care	NSW Government - Family & Community Services	Operational Subsidy	5,081	4,952	4,828	4,710	4,599
Toukley Vacation Care	NSW Government - Family & Community Services	Operational Subsidy	-	7,374	7,190	7,015	6,849
Blue Haven Vacation Care	NSW Government - Family & Community Services	Operational Subsidy	4,608	4,952	4,828	4,710	4,599
Ourimbah Vacation Care	NSW Government - Family & Community Services	Operational Subsidy	9,437	10,139	9,886	9,645	9,417
Watanobbi Vacation Care	NSW Government - Family & Community Services	Operational Subsidy	-	4,943	4,820	4,702	4,591
Kanwal Care & Education	NSW Government - Education & Communities Office of Education	One-off Teachers Subsidy	-	15,000	-	-	-
Karinya Care & Education	NSW Government - Education & Communities Office of Education	One-off Teachers Subsidy	-	7,842	-	-	-
Northlakes Care & Education	NSW Government - Education & Communities Office of Education	One-off Teachers Subsidy	-	12,615	-	-	-
Spotted Gum Care & Education	NSW Government - Education & Communities Office of Education	One-off Teachers Subsidy	-	7,000	-	-	-
Tom Stone Care & Education	NSW Government - Education & Communities Office of Education	One-off Teachers Subsidy	-	8,000	-	-	-
Treelands Care & Education	NSW Government - Education & Communities Office of Education	One-off Teachers Subsidy	-	5,526	-	-	-
Care & Education General	Northern Sydney Local Health District	Speech Therapist Position	27,750	54,100	52,800	51,500	50,300
Total			173,462	395,625	337,534	335,464	333,537

7.1 Lifelong Learning Department Funding (contd)

In addition to the direct funding detailed above:

- 1) In 2011/12 the State Library of NSW also provided funding to the value of \$31,825.00 for the equipment and services required to establish a free Wifi Service in Council's five library branches, as well as covering the cost of basic system maintenance for a period of two years. This funding was provided indirectly as part of the state wide roll out of a WiFi Hotspot implementation plan. That is, the State Library paid the suppliers for the equipment and services, rather than providing the funds directly to Council.

- 2) In 2012/13 three of Council's Care and Education Centres received Munch and Move Energiser Awards and associated award payments of \$400.00 from the NSW Department of Health, Central Coast Local Health District. These awards go to services that meet the required standards and are successfully delivering the key messages of the Munch and Move program. The award payments go towards healthy eating and physical activity resources at the Care and Education Centre that won the award.

7.2 Answers to Question on Notice

TRIM REFERENCE: F2010/00500 - D03272934
AUTHOR/ MANAGER: Stephen Naven; Chief Financial Officer

7.2 Q7/13 Cost Shifting Theft

The following question was asked by Councillor Best at the Ordinary Meeting on 13 February 2013:

*“Mr Mayor,
At Council’s recent services delivery review workshop, the community clearly articulated the need for council to get back to basics and focus on core Council business. Also the insidious issue of cost shifting by both past and present state and federal governments, was repeatedly raised identifying that some \$23million has been taken from our rate payers via various state and federal government taxes and levies. Could you urgently list the areas that make up the \$23million rate payer rip off!”.*

As requested, the following table provides the detail of cost shifting for Wyong Shire Council since 2007.

7.2 Q7/13 Cost Shifting Theft (contd)

Detail	2007/08	2008/09	2009/10	2010/11	2011/12	2012/13*	2013/14*
	\$'000's	\$'000's	\$'000's	\$'000's	\$'000's	\$'000's	\$'000's
Total income from continuing operations before capital amounts (for comparison)	174,642	190,495	202,346	207,826	223,364	237,559	238,010
Cost Shifting detail amounts:							
Contribution to NSW Fire Brigade	1,097	1,132	1,083	1,178	1,184	1,178	1,288
Contribution to Rural Fire Service	373	385	327	430	542	1,130	618
Contribution to NSW State Emergency Service	31	31	100	120	137	120	136
Pensioners rates rebates	2,214	2,676	2,686	1,590	1,603	2,166	1,595
Voluntary conservation agreements	[^]	[^]	[^]	[^]	[^]	[^]	[^]
Public library operations	1,865	2,374	2,075	1,469	1,986	1,469	1,687
On-site sewerage facilities.	-	-	-	-	-	-	-
Administration of the Companion Animal Act (NSW) 1998	515	540	565	450	435	450	571
Administration of Contaminated Land Management Act (NSW) 1997	65	70	74	#	#	80	#
Functions under the Protection of the Environment Operations Act (NSW) 1997	450	500	525	146	308	550	138
Functions as control authority for noxious weed	190	200	94	89	91	89	134
Functions under the Rural Fires Act (NSW) 1997	282	300	315	750	620	750	640
Immigration services and citizenship ceremonies	80	90	100	9	10	120	12
Administering food safety regulation	290	305	320	230	284	230	355
Provision of educational services	N/A	N/A	N/A	36	18	-	59
Community safety	-	-	-	1	6	-	91
Flood mitigation program	300	400	450	313	108	313	497
Transfer of responsibilities for roads due to reclassification	-	-	-	-	227	-	65
Medical services	N/A	N/A	N/A	2	-	2	-
Road safety	47	50	50	77	69	77	99
Community and human services	498	550	575	72	55	600	315
Waste levy	5,431	8,680	10,670	9,766	10,791	11,894	12,467
Sewerage treatment system license fee	90	110	115	50	51	50	51
Waste management site license fee	30	30	30	3	4	4	5
Maintenance of crown reserve land under council management	1,650	2	1,795	-	-	2,000	-
Processing of development applications	1,650	2,501	1,919	1,091	1,000	-	2,331
Total net cost shifting	\$ 17,148	\$ 20,926	\$ 23,868	\$ 17,873	\$ 19,526	\$ 23,272	\$ 23,153
Cost shifting ratio (total net cost shifting divided by total income before capital amounts times 100) in %		10.99%	11.80%	8.60%	8.74%	9.80%	9.73%

Notes

* as per strategic plan

[^] not able to be estimated

Included in item detail 9.

7.2 Q7/13 Cost Shifting Theft (contd)

In a recent Local Government and Shires Associations of NSW (LGSA) media release, LGSA advised that “after their annual survey found councils were out of pocket nearly \$500million in the 2010/11 financial year due to cost shifting by the NSW and Australian Governments. This equates to 5.72 per cent of the total income of Local Government in NSW before capital amounts”.

“Findings of the LGSA’s cost shifting survey for 2010/11 are consistent with results of the last five surveys carried out over the previous five financial years, highlighting the continual moves by the state and federal governments to palm their responsibilities on to Local Government without the corresponding funding.”

“Cost shifting is estimated at 6.37 per cent of Local Government’s total income before capital amounts – or \$555 million.”

“This survey confirms that cost shifting continues to be a burden on the financial situation of NSW councils and is impeding Local Government’s ability to deliver services and maintain infrastructure.”

“It’s not surprising the 2010/11 cost shifting amount of \$499 million is equal to the estimated annual infrastructure renewal gap of \$500 million per annum, as found in the Percy Allan Report.”

“While the NSW Government says that councils are often best placed to provide these cost shifted services to communities, councils do not have the means to keep taking on new jobs without adequate resourcing.”

Compared to the NSW average of 6.37 per cent of total income before capital amounts, Wyong Shire Council has had an average of 9 per cent of total income before capital amounts across the last 3 years, implying WSC is carrying a heavier proportion than other Councils in NSW.

ATTACHMENTS

Nil.